



A2 Specs

RECEPTION A2

Counter Tops: 12 mm thick tempered frosted glass; 18 mm thick melamine (washable, scratch resistant and non-reflective); 2 mm straight antishock ABS edges matching with the top;

Sides & Bottom: 18 mm thick melamine (washable, scratch resistant and non-reflective); 2 mm straight anti-shock ABS edges matching with the top; adjustable stability feet;

Corners: 18 mm thick laminate panels, 0.8 mm thick coating (washable, scratch resistant and nonreflective); adjustable stability feet.

Worksurface Tops: 30 mm thick melamine (washable, scratch resistant and non-reflective); 2 mm straight antishock ABS edges matching with the top; Ø 60 mm cable hole with plastic cover;

Legs: 60 mm cylinders in epoxy painted sheet metal; adjustable stability feet;

Accessories & Supporting Parts: epoxy painted steel

Components: Straight, 90 Degree, 60 Degree Counters (Glass or Melamine Tops), Straight, 60 Degree Concave, 90 Degree ADA Concave, ADA 60 Degree Convex, ADA 90 Degree Convex Counters (Melamine), Straight, 60 Degree Concave, 90 Degree Concave, 60 Degree Convex, 90 Degree Convex Tops, Closing Side Panels, Round Legs, Decorative Stripes, Metal Stripes, Counter Beams, Brackets, Linking Kits.

Pre-Configured Compositions: 120 Degree Reception, 180 Degree Reception, Small Wave Reception, U-Shaped Reception, Atlantic Big Wave Reception, Mediterranean Wave Reception, Double Wave Reception, S-Shaped Reception, U-Shaped Reception, 120 Degree Reception, 180 Degree ADA Reception, Small Wave ADA Reception, Atlantic Big Wave ADA Reception, S-Shaped ADA Reception

Melamine:

WE, Wenge

CA, Cherry

RO, Light Oak

BA, White

Counter Glass:

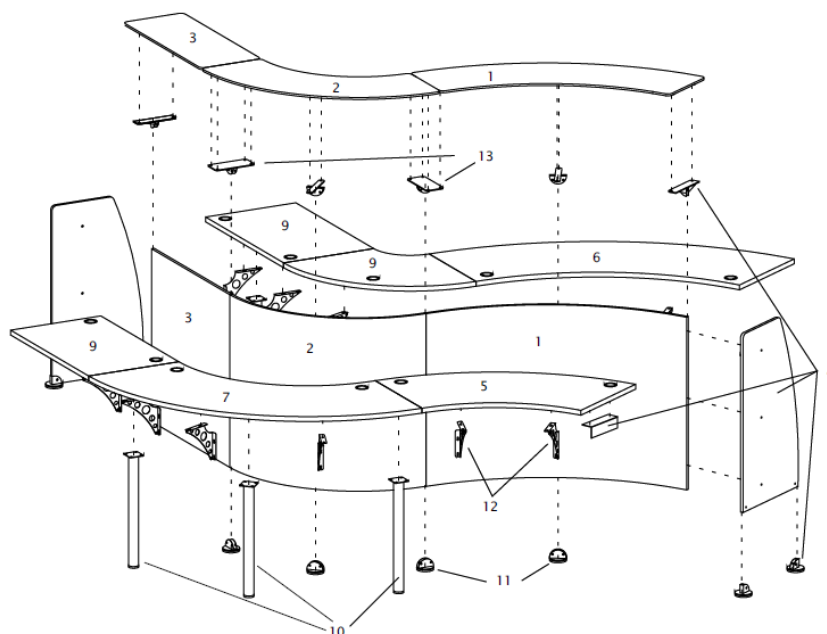
VE, Frosted Glass

Metal Trim:

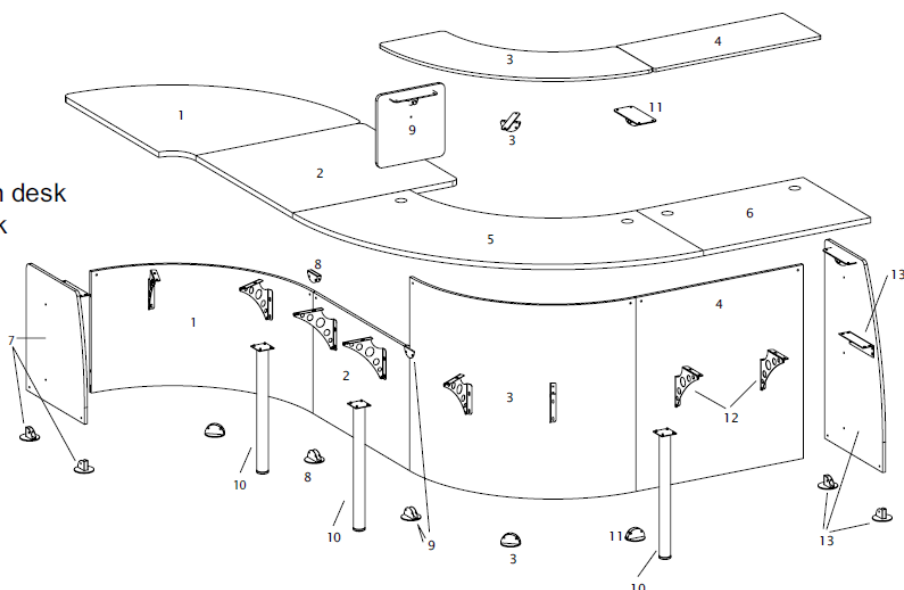
A, Aluminum

EXAMPLE COMPOSITIONS

- 1 - REBV060 - 60° counter
- 2 - REBV090 - 90° counter
- 3 - REBV100 - straight counters
- 4 - REFC001 - side panels
- 5 - REST151 - 60° concave top
- 6 - REST211 - 60° convex top
- 7 - REST201 - 90° convex top
- 8 - REST091 - 90° concave top
- 9 - REST101 - straight top
- 10 - REGA001 - round leg
- 11 - RESU001 - linking kit and connection
- 12 - RESU003 - square brackets



- 1 - REBM093 - low concave 90° reception desk
- 2 - REBM102 - low straight reception desk
- 3 - REBM090 - 90° reception desk
- 4 - REBM100 - straight reception desk
- 5 - REST201 - 90° convex top
- 6 - REST101 - straight top
- 7 - REFC016 - low left side panel
- 8 - RESU020 - linking kit for low counters
- 9 - REFC014 - intermediate side panel
- 10 - REGA001 - round leg
- 11 - RESU001 - linking kit and connection
- 12 - RESU003 - square brackets
- 13 - REFC012 - high right side panel



FINISHES

FA-Beech

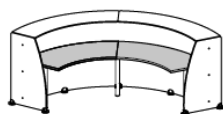
CA-Cherry

NC-Castiglia Walnut

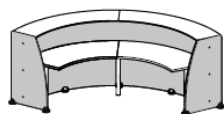
GR - Grey

A - Silver metal

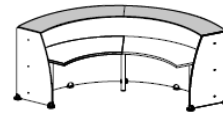
DESK TOPS



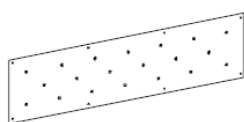
MELAMINE STRUCTURES



RECEPTION TOPS



ROUND LEG, METAL STRIPES, COUNTER BEAMS, PLATES



ADHESIVE STRIPES

