

SEATING
Guest, Task and Stools
Chela
Companion
Simon
Ollie
Stacking
Nesting
Zuri
Chela
Simon
Zuri
Upholstery
Linked
VERSTEEL
PLS
Companion
Chela
Simon
Guest, Task and Stools



DELIVERED PRICING 15 July 2014

GENERAL INFORMATION



Prices

All prices are delivered list price effective with date printed on cover and supersedes all other published price lists. Versteel reserves the right to change prices or specifications without prior notice. Normal delivery is on a dock-to-dock basis. Orders are accepted subject to price prevailing at time of shipment. Additional charges may apply on special requests noted on the customer's purchase order such as inside delivery, "call before," etc. Seating products are available F.O.B. Jasper, Indiana 47546 — deduct 6% of list price.

Acknowledgement

Orders are accepted, manufactured and invoiced in accordance with the acknowledgement. Notify Versteel immediately of any discrepancies. Acknowledged orders may not be cancelled or modified without written consent from Versteel.

Orders

All orders must be received in writing, accompanied by final material and finish specifications for order entry. Send your order directly via:

POSTAL SERVICE OR OVERNIGHT COURIER

Versteel
2332 Cathy Lane
Jasper, IN 47546

CONTACT VERSTEEL

TELEPHONE 800 876 2120
812 634 2120
FACSIMILE 812 482 9318

Faxed orders are accepted. Duplicate orders that are received by mail (after having been faxed) and not marked "Confirmation" are the responsibility of the customer.

Telephone orders must be confirmed in writing within 24 hours, marked "Confirmation." Duplicate orders not marked "Confirmation" are the responsibility of the customer.

Quick Ship Orders

Available for select products in the Chela, Companion and SIMON seating lines along with select products in the Performance and Vela table lines. Refer to the Versteel Quick Ship brochure or visit our website for more details. www.versteel.com

Credit

You are requested to enclose one bank reference and three trade references with your initial order.

Changes or Cancellation

Any change or cancellation to an order must be submitted in writing and confirmed by Versteel Customer Service before the change or cancellation is effective. Due to short lead times, any change or cancellation may result in charges if materials have entered the production process.

Packaging

Item	Qty/Carton
Chela	
Stack Chairs/Tablets/Stools	2
Swivel Base Chairs/Stools	1
Chela Beam	
Seats	up to 3
Beam	1
Companion/Kompis/Quanta/Zuri	
Stack Chairs/Tablets/Stools	2
Tablets packaged separately.	2
Ollie	
Stools	1
Quanta	
Chairs/Tablets/Stools	1
Quanta HD	
Chairs/Tablets/Stools	2
SIMON	
Chairs	2
Tablets/Stools	1
Socius	
Chairs	1

Shipping Schedule

All Seating 4-5 WEEKS

NOTE CHAIR ORDERS WITH COM UPHOLSTERY WILL BE SCHEDULED UPON RECEIPT OF COM UPHOLSTERY YARDAGE

Shipping

Chela, Companion, Kompis, Ollie, Quanta, SIMON, Socius and Zuri chairs/stools ship fully assembled. Companion Tablet Arm chairs require mounting of the tablet surface to the frame. Chela Beam requires assembly. Shipping Class 150

Normal delivery is on a dock-to-dock basis. Special requests such as inside delivery, "call before," etc. should be noted on the customer's purchase order and are subject to additional charges.

FOB ORIGIN, FREIGHT PREPAID

Versteel
2332 Cathy Lane
Jasper, IN 47546

Shipping Damage Claims

Legal title of merchandise passes to the buyer upon acceptance of the carrier. All cartons must be carefully inspected upon delivery. Details of visible damage should be noted on the delivery receipt. If concealed damage is discovered, the carrier must be notified within fifteen (15) days. The buyer has the sole obligation of seeking recourse against the carrier.

Partial Shipments

Versteel makes every attempt to ship orders complete and on schedule. However, we reserve the right to make partial shipments as product is ready, in an effort to get your order to you as quickly as possible. Invoices covering these shipments are to be paid as they become due.

Returns

No return merchandise will be accepted without Versteel's written consent and shipping instructions. Unauthorized returns will not be accepted.

Terms

Terms are 1%, 10 days, net 30 days from date of invoice.



Warranty

All table and seating products manufactured by Versteel, are guaranteed by a Lifetime Warranty against defects in materials and workmanship from the date of purchase.

Electrical items manufactured by Versteel are guaranteed against defect for a period of five (5) years from date of purchase.

Electrical items not manufactured by Versteel are covered by the manufacturers under their specified warranty.

Consumables such as gas cylinders, casters and glides are covered for a period of one (1) year. Versteel will not cover labor costs associated with replacing the casters or glides.

Wood veneer is warranted for a period of ten (10) years. Natural variations in grain, color or texture of wood should not be construed as defects under this warranty.

Versteel will replace or repair (at our discretion) without cost to our customers any item manufactured by Versteel found to be defective as a result of defective material or workmanship. We will not, however, repair any item which is not properly installed, abused or subject to any use other than that which was originally intended. The warranty does not cover normal wear and tear of the product, which is expected over the course of ownership. Any repairs by the customer must receive specific written authorization from Versteel before being executed on location to receive proper reimbursement for associated costs. In no event shall liability under this warranty exceed the original purchase price.

Warranty on plastic laminates and upholstery is not covered by Versteel but is covered by laminate and textile manufacturers under their specified warranty only. All foams, fabrics and vinyls are prone to stretch and loosen over time through normal use. This natural effect, called puddling is covered for a period of one (1) year from the date of purchase.

There are no other warranties expressed or implied.

Care of Wood Chair Parts

Clean all surfaces frequently with water-dampened soft cloth, moving the cloth with the grain direction. Quickly buff dry. Immediately remove any liquids that come in contact with wood surfaces using a blotting action to absorb liquid. Lift objects to move them. Never pull them across the finished surface.

Avoid exposing furniture to extreme heat and cold or to wide humidity variances. Avoid exposing furniture to strong sunlight. Do not use soaps, commercial cleaners or harsh solvents (nail polish remover, acetates, etc.) as they will cause finish deterioration.

Care of Laminate Surfaces and PVC Edges

Clean with a mild soap solution and rinse with clean, clear water. Wipe the entire surface, moving with the pattern and follow with a clean, dry soft cloth.

Care of Powder Coat and Nickel Frames

Clean with a mild soap solution and rinse with clean, clear water. Wipe the entire surface and follow with a clean, dry cloth to buff dry.

Care of Chrome Frames

Clean with a wet cloth or window cleaner. For scuff marks or heavy soiling, a non-abrasive automotive chrome polish can be applied as directed.

Maintenance of Mechanical Parts

Clean any lint or debris from the moving parts of the mechanisms. Do not apply lubricant. Mechanisms have been designed and tested to not require lubrication under normal conditions.

Care of Upholstery Surfaces

For Versteel standard fabrics and vinyls, consult the back of the appropriate swatch card for cleaning codes and any specific instructions. For COM materials, consult with the individual textile manufacturer for cleaning codes and any specific instructions pertaining to your particular fabric.

Care of Poly Parts

Clean with a mild soap solution and rinse with clean water. Avoid exposure to harsh or acidic solvents (nail polish remover, orange cleaner, bleach, etc.) as it will cause finish deterioration.



Manufacturer certifies that products meet or exceed applicable ANSI/BIFMA standards and testing.

Quick Ship Program



Quick Ship and ODIS 7 in 7 Programs

Available for select products in the Chela, Companion and SIMON seating lines along with select products in the Performance and Vela table lines.



The Versteel Quick Ship Program promises to ship up to 50 tables, 30 training tables or 100 chairs in 10 working days from time of order (received by 5pm EST). The ODIS 7 in 7 Program allows you to order any even number of regular ODIS specified with any ODIS 7 in 7 laminate to ship within seven days from time of order (received by 5pm EST). ODIS Youth, Storage Pouch and Transport Tray are not included in the Program.

Orders must be accompanied by final material and finish specifications for order entry. They must be clearly marked "Quick Ship" or "7 in 7" and consist of products from that program. Quick Ship and 7 in 7 orders cannot be changed or cancelled, and credit approval must be acquired within 24 hours.

The seating program is comprised of standard chairs. Stools are not available. Please consult the Chela, Companion and SIMON sections for model numbers of available product.

CHELA®

- ↪ Glides or casters
- ↪ Chrome available
- ↪ Any standard powder coat
- ↪ Any Quick Ship fabric

COMPANION™

- ↪ Glides or casters
- ↪ Tablet arms available
- ↪ Wood available
- ↪ Companion X and Youth seating available
- ↪ Chrome available
- ↪ Any standard powder coat
- ↪ Any Quick Ship fabric

SIMON®

- ↪ Glides or casters
- ↪ Tablet arms available
- ↪ Wood available
- ↪ Any standard powder coat
- ↪ Any Quick Ship fabric

Quick Ship Fabrics

Counterpoint (VCO) Vinyl

Capri
Caribbean
Chartreuse
Chino
Emerald
Everglade
Graphite
Mica
Nickel
Porcelain
Pyrite
Royal
Sable
Sangria
Scarlet
Spice
Tangerine
Umber

Debonair (FDB) Crypton®

Aloe
Azure
Bronze
Earth
Ecru
Eucalyptus
Flame
Forest
Hemp
Mango
Onyx
Plum
Sable
Topaz
Wheat

Quattro (FQT)

Chalk
Dark Orchid
Deep Crimson
Golden Orange
Granite
Hibiscus
Honeycomb
Khaki
Laguna
Mercury
Midnight Blue
Olive
Skyway
Spring Green
Umber
Wheat

**Vogue (FVO)**

Aloe
Azure
Bronze
Earth
Ecru
Eucalyptus
Flame
Forest
Hemp
Mango
Onyx
Plum
Sable
Topaz
Wheat



Sample fabric swatches are available by visiting www.mayerfabrics.com or calling Mayer Fabrics directly at 800.428.4415.

For fabric color reference, please refer to the Versteel Quick Ship Fabric Swatch Card.

The table program is comprised of standard tables. Table options (such as lightweight core, adjustable height, power and data, grommets, etc.) are not available. Please consult the Versteel Tables Price List for more information.

For finish color reference, please refer to the Versteel Finish Card. Contact Versteel to receive actual color samples for color matches and final color approval.

Refer to the Versteel Quick Ship brochure, or visit our web site for more details. www.versteel.com

Upholstery Grades**Grade 2**

Ace
Axis
Bangle
Epic
Hue
Knack
Laredo Vinyl
Fabric Grade-In
Vinyl Grade-In
Customer's Own Material

Grade 3

Quirk
Solace
Stipple
Vario
Enviroleather Vinyl
Tessuto Vinyl
Fabric Grade-In
Vinyl Grade-In

Grade 4

Bali
Silica
Fabric Grade-In
Vinyl Grade-In

Grade 5

Fabric Grade-In
Vinyl Grade-In

Grade 6

Fabric Grade-In
Vinyl Grade-In

Upholstery Details**Ace** **FAC__ Grade 2**

Width: 54" Content: 80% Post-Industrial Recycled Polyester /
20% Post-Consumer Recycled Polyester

Autumn	Iris	Peony
Basil	Jet	Petunia
Butterscotch	Lantern	Poppy
Celadon	Marina	Rain
Char	Midnight	Sherwood
Driftwood	Monarch	Tarragon
Fudge	Neptune	Toast
Grotto	Peacock	Water

Axis **FAX__ Grade 2**

Width 54" Content: 65% Post-Industrial Recycled Polyester /
35% Post-Consumer Recycled Polyester

Denim	Paprika	Truffle
Grove	Summer	Willow
Noir		

Bangle **FBN__ Grade 2**

Width 54" Content: 58% Post-Consumer Recycled Polyester /
42% Polyester

Baltic	Granite	Sable
Cork	Orchid	

Epic **FEP__ Grade 2**

Width 54" Content: 50% Polyester / 32% Post-Industrial
Recycled Polyester / 18% Post-Consumer Recycled Polyester

Azure	Jute	Porcini
Capri	Kiwi	Regal
Espresso	Limestone	Slice
Flare	Pearl	Steel
Granite		

Hue **FHU__ Grade 2**

Width 54" Content: 100% Post-Industrial Recycled Polyester

Annatto	Golden	Pacific
Aspen	Grape	Quarry
Black	Grass	Saffron
Char	Hibiscus	Salsa
Chipotle	Indigo	Seaport
Cocoa	Juniper	Shade
Currant	Latte	Sky
Dandelion	Laurel	Smoke
Eggplant	Night	Stem
Fern	Paprika	Tropic
Frothe		

Knack **FKN__ Grade 2**

Width 54" Content: 100% Polyester

Berry	Filament	Teak
Brisk	Fresco	Wave
Carbon	Reed	Zest
Dark Roast	Sax	Zing

Fabric Grade-In **FG2__ Grade 2****Fabric Customer's Own Material** ... **FCM__ Grade 2****Laredo Vinyl** **VLA__ Grade 2**

Width: 54" Content: 100% Contract Vinyl

Antique	Cinnabar	Niagra
Apricot	Copen	Norse
Aspen	Deep Navy	Onyx
Berry	Dill	Pelican
Biscotti	Flint	Pumice
Blazer	Gelato	Quarry
Blue Moon	Grape	Shale
Brandy	Honey	Snow Cap
Brindle	Hunter	Summer
Camel	Meritage	Tan
Ceylon	Mojave	Taupe
Chocolate	Mosstone	

Vinyl Grade-In **VG2__ Grade 2****Vinyl Customer's Own Material** **VCM__ Grade 2**

Quirk..... FQU__ Grade 3

Width 60" Content: 100% Post-Consumer Recycled Polyester

Ashen	Cocoa	Linen
Astral	Kiwi	Rio
Cajun		

Solace..... FSO__ Grade 3

Width 55" Content: 49% Polyester / 41% Post-Industrial Recycled Polyester / 10% Post-Consumer Recycled Polyester

Almond	Ebony	Mineral
Azal	Fossil	Nickel
Blaze	Gilded	Paprika
Carmine	Ivory	Pear
Celadon	Indigo	Peony
Cinder	Lapis	Pewter
Earth	Maui	Roasted

Stipple..... FST__ Grade 3

Width: 54" Content: 74% Post-Industrial Recycled Polyester / 26% Post-Consumer Recycled Polyester

Blueberry	Glow	Marina
Campfire	Granite	Sea
Chestnut	Gravel	Surf
Foliage	Lichen	

Vario..... FVA__ Grade 3

Width 54" Content: 100% Polyester

Aloe	Granite	Nightlife
Aubergine	Linen	Pacific
Calico	Machiatto	Pool
Cranberry	Metal	Scarlet

Fabric Grade-In..... FG3__ Grade 3**Enviroleather Vinyl..... VCC__ Grade 3**

Width: 54" Content: 60% TPE / 26% Polyester / 14% Cotton

Adobe	Flagstone	Pineapple
Autumn	Grapevine	Plum
Bark	Grasshopper	Pumpkin
Beet	Jamaica	Sherwood
Bermuda	Juniper	Smokewood
Black	Lagoon	Storm
Buttercup	Meadow Mist	Toasted Almond
Cactus	Misty Gray	Tucson
Camel	Mushroom	Turquoise
Crabapple	Navy	Wheat
Daybreak	Olive	Wine
Desert	Pear	
Fir	Pewter	

Tessuto Vinyl..... VTE__ Grade 3

Width: 54" Content: Vinyl with Urethane Topcoat and 100% Polyester Knit Backing

Adriatic	Malta	Raffaello
Amalfi	Marble	Seneca
Bellini	Marco	Truffle
Canella	Mink	Tuscan
Capri	Murano	Tyrrhenian
Chianti	Olive	Veneto
Lime	Palazzo	Winter
Majesty	Pinea	Zin

Vinyl Grade-In..... VG3__ Grade 3**Bali..... FBA__ Grade 4**

Width: 54" Content: 46% Rayon / 37% Polyester / 16% Acrylic / 1% Nylon

Asparagus	Desert	Nest
Beet	Moonstone	Nile
Bombay	Mulberry	Pashmina
Curry	Nectar	

Silica..... Grade 4

Width: 54" Content: 51% Silicone / 49% PLA

Alloy	Dare	Medal
Appletini	Dewpoint	Moss
Aqua	Gallant	Myth
Bistro	Garnet	Nero
Breakwater	Ginger	Quartz
Bright Night	Glade	Sands
Brownstone	Go	Seacoast
Burnished	Haze	Sketch
Canyon	Herbal	Skyward
Cloak	Mane	Surf
Coppercrest	Manor	Terra
Cumulus	Marigold	Tropic

Fabric Grade-In..... FG4__ Grade 4**Vinyl Grade-In..... VG4__ Grade 4****Fabric Grade-In..... FG5__ Grade 5****Vinyl Grade-In..... VG5__ Grade 5****Fabric Grade-In..... FG6__ Grade 6****Vinyl Grade-In..... VG6__ Grade 6**

Swatch cards for all Versteel upholstery are available upon request.

Fabric Reference & Samples

For fabric reference, please refer to Versteel's fabric cards TXC 13 (CF Stinson), TXM 13 (Momentum) and TXL 11 (LDI).



Standard Versteel Upholstery

Standard Versteel Upholstery offers a range of materials, from fabrics in a variety of colors and textures to vinyls for soil resistance. Please refer to Versteel's fabric cards TXC 13 (CF Stinson) and TXM 13 (Momentum) or the "Materials and Finishes" section of our web site for reference information. www.versteel.com

Grade-In Upholstery

Versteel has coordinated with upholstery manufacturers to simplify your order process. Many of the manufacturers' offerings have been pre-approved for application on the Versteel Chela, Companion, Ollie, and SIMON Seating.

Contact Versteel Customer Service with your selected fabric choice to be graded in. They will supply you with the appropriate grade-in designator. On your purchase order, complete the information with the pattern name, color description and grade-in designator, and Versteel will take it from there.

Customer's Own Material

Customer's Own Materials (COM's) are not an issue on Versteel Seating. Many COM's are pre-approved for application on Chela, Companion, Ollie and SIMON Seating. Call Versteel Customer Service with your COM selection to determine if it has been pre-approved. If your selection has not been pre-approved, reference the "Receiving COM Approval" section below.

Receiving COM Approval

Not all materials are suitable for upholstery on all chairs. A 12" x 12" memo sample must be supplied for approval before a COM material is accepted for an order. If the material is directional in pattern or weave, the pattern repeat (in inches) in both directions or the weave direction must be supplied.

Excess COM

Versteel will not store excess COM for more than 30 days after the order has been completed. If excess material is to be returned after order completion, fax the request to Versteel Customer Service prior to acknowledge ship date. It is the customer's responsibility to arrange for the return of the material "freight collect."

COM Requiring Application Test

If an application test is required for your selected COM, send test sample material along with the following:

- 1- Name and return address
- 2- Chair model selected
- 3- Sketch showing special requirements for the positioning of the material's pattern on the chair seat and chair back, if the special considerations are required.

NOTE ALL UPHOLSTERIES ARE CUT UP THE ROLL TO MAXIMIZE YIELD AND WEAR PERFORMANCE

Ship COM to:

Versteel
2332 Cathy Lane
Jasper, IN 47546

COM must be shipped to the factory with transportation costs "prepaid." If material is considered defective or unusable, it will be returned "transportation collect."

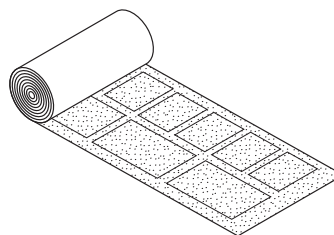
For standard lead time orders, tag fabric with purchase order number and identify with project number if possible.

Application of Directional Fabrics

Due to the upholstering process, some fabrics not considered directional by the supplier may be considered directional by Versteel.

All COM's are cut "up the roll" unless otherwise directed by the customer. (see illustration below)

EXAMPLE PATTERN CUT "UP THE ROLL"

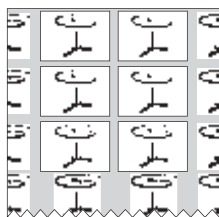


If special cutting or upholstery application is required, you must indicate requirement at time of order entry.

Decorative Patterns

Yardage requirements are greatly affected by the size of the repeat and the print or pattern of the material. Versteel cuts all seating patterns with aesthetic concerns in mind for high quality and consistency. Refer to the COM listing for the yardage required for pattern repeat on page 10.

The illustration below shows the proper placement of six seat panels on a piece of patterned fabric.



Please note the shaded portion of the fabric is unusable. It is not always appropriate to place a seat pattern at the edge of the fabric.

California Technical Bulletin 133 (CAL 133)**Companion**

Versteel Companion seating is available with a CAL 133 option. CAL 133 compliance is achieved by using approved fabrics and a protective barrier between the fabric and the foam.

Indicate "CAL 133 Option" on your purchase order when required. Add \$60.00 list per seat, \$60.00 list per back and \$30.00 list per pair of armcaps.

SIMON

SIMON seating upholstered with CF Stinson New Hempstead, a Versteel standard fabric, is available with a CAL 133 option.

Indicate "CAL 133 Option" on your purchase order when required. No additional charges apply.

Other Versteel Seating

Contact Versteel Customer Service for other seating CAL 133 requirements.

Compliance

Compliance has been established through third-party testing of the products. All chairs that meet CAL 133 standards will have a label attached to the underside of the seat. To maintain compliance, the label must not be removed from the product.

Versteel Seating COM Standard Yardage Requirements:

COM yardage requirements are calculated for chairs and stools based on a material width of 54" and a repeat of 2" or less. For material less than 54" wide, contact Versteel for yardage requirements. Use the chart below as a guide to calculate your COM yardage. For quantities greater than 200 chairs or stools, contact Versteel Customer Service for calculation of COM yardage by chair model.

Quantity of Chairs	1	2	3	4	5	6	7	8	9	10	11	12	13	14	15
Chela (with or without arms)															
Upholstered Seat & Back	1.5	2.5	2.5	3.5	3.5	4.5	4.5	5.5	6.0	6.5	7.5	7.5	8.5	8.5	9.5
Upholstered Seat Only	1.0	1.5	1.5	2.0	2.0	2.5	2.5	3.5	4.0	4.0	4.5	4.5	5.0	5.0	6.0
Upholstered Back Only	0.5	1.0	1.3	1.3	1.8	2.0	2.0	2.5	2.5	3.0	3.0	3.5	3.5	4.0	4.0
Companion and Kompis Radius & Flared Back (with or without arms) <i>Yardage includes upholstered armcaps if specified.</i>															
Upholstered Seat & Back	1.5	2.5	3.5	4.5	5.0	6.0	6.5	7.5	9.0	9.5	11.0	11.0	13.0	13.0	14.5
Upholstered Seat Armless	1.0	1.5	1.5	2.5	2.5	3.0	3.0	4.0	4.5	4.5	5.0	5.0	6.0	6.0	6.5
Upholstered Seat with Arms	1.0	1.5	2.0	2.5	2.5	3.5	4.0	4.5	5.0	5.5	6.0	6.0	7.5	7.5	8.0
Upholstered Back Only	1.0	2.0	2.0	2.5	3.5	4.0	4.5	5.0	5.5	6.0	6.5	7.0	7.5	8.0	8.5
Companion and Kompis X Radius & Flared Back <i>Yardage includes upholstered armcaps.</i>															
Upholstered Seat, Back & Armcaps	2.5	5.0	7.0	9.0	11.0	13.5	15.5	17.0	19.0	21.5	23.0	24.5	26.5	28.5	30.5
Ollie Round (fully upholstered)															
Lid & Bottom (same fabric)	1.3	3.0	3.8	5.0	6.0	6.3	7.0	8.3	8.5	10.0	10.5	12.0	13.0	14.0	14.5
Lid (Fabric 01)	0.8	1.3	1.5	2.5	3.0	3.0	3.5	4.5	5.0	5.0	5.0	6.0	6.5	7.0	7.0
Bottom (Fabric 02)	1.3	1.8	2.5	3.0	4.0	4.5	5.0	5.8	6.3	6.8	8.0	8.5	9.0	9.5	10.5
Ollie Square (fully upholstered)															
Lid & Bottom (same fabric)	2.0	3.5	4.8	6.0	7.0	8.3	9.5	10.0	11.3	13.0	13.8	15.0	16.3	17.5	18.8
Lid (Fabric 01)	0.8	1.3	1.5	2.5	3.0	3.0	3.5	4.5	5.0	5.0	5.0	6.0	6.5	7.0	7.0
Bottom (Fabric 02)	1.8	3.0	3.5	4.5	6.3	6.8	8.0	8.5	9.5	11.3	11.8	13.0	13.5	14.5	16.3
Quanta HD															
Upholstered Seat Only	1.0	1.5	1.5	2.0	2.5	2.5	3.5	3.5	4.0	4.0	4.5	4.5	5.0	5.5	5.5
Quanta															
Upholstered Seat Only	1.0	1.5	1.5	2.0	2.5	2.5	3.5	3.5	4.0	4.0	4.5	4.5	5.0	5.5	5.5
Upholstered Seat & Back	1.5	2.5	3.0	4.0	4.5	5.0	6.0	6.5	6.5	7.0	8.0	8.5	9.0	10.0	11.0
Gullwing-Upholstered Seat Only	1.5	2.5	4.0	5.0	6.0	7.0	8.5	9.5	11.0	12.0	14.5	15.5	17.0	18.0	19.5
Gullwing-Upholstered Seat & Back	2.0	3.5	4.5	6.0	7.0	8.5	9.5	11.0	12.0	13.0	14.5	15.5	17.0	18.0	20.0
Sate															
Upholstered Seat Only	1.0	1.5	1.5	2.0	2.5	2.5	3.5	3.5	4.0	4.0	4.5	4.5	5.0	5.5	5.5
SIMON (with or without arms)															
Upholstered Seat & Back	1.5	2.5	3.0	4.0	5.0	5.5	6.5	7.5	8.0	9.0	9.5	10.5	11.0	12.0	13.0
Upholstered Seat Only	1.0	1.5	1.5	2.5	3.0	3.0	3.5	4.5	5.0	5.0	5.0	6.0	6.5	7.0	7.0
Upholstered Back Only	1.0	2.0	2.0	2.5	3.5	4.0	4.5	5.0	5.5	6.0	6.5	7.0	7.5	8.0	8.5
Socius															
Patient Mid Back	2.5	4.0	5.5	7.0	8.0	10.0	11.5	13.0	15.0	16.5	17.5	18.5	19.5	21.5	23.5
Patient High Back	3.0	4.0	6.0	8.0	9.0	11.0	12.0	14.0	17.0	18.0	19.5	20.5	22.5	24.0	26.5
Bariatric Mid Back	5.0	8.0	10.0	13.0	15.0	18.0	20.0	23.0	25.0	28.0	—	—	—	—	—
Zuri															
Upholstered Seat & Back (One Piece)	2.0	3.0	4.0	5.0	6.0	7.0	8.0	9.5	10.5	11.5	—	—	—	—	—

2–14" repeat, add 15% to the standard yardage requirement.
15–27" repeat, add 30% to the standard yardage requirement.
28–36" repeat, add 35% to the standard yardage requirement.

16	17	18	19	20	25	30	35	40	50	60	70	80	90	100	110	120	130	140	150	175	200
9.5	10.5	11.5	11.5	12.5	16.0	18.0	21.0	24.0	29.0	35.0	40.5	45.0	50.5	55.0	60.5	66.5	71.0	76.0	81.5	96.5	110.0
6.0	6.5	7.0	7.0	7.5	9.5	11.0	13.0	14.5	15.5	17.5	19.0	22.0	24.0	27.0	29.5	32.0	35.0	37.0	41.0	47.0	54.0
4.5	4.5	5.0	5.0	5.3	7.0	8.3	10.0	12.0	13.0	15.5	17.5	19.0	21.0	23.5	26.5	29.0	31.0	33.0	35.0	40.0	45.0
14.5	16.0	17.5	17.5	19.0	24.0	27.0	32.0	36.5	44.0	57.0	64.0	73.0	76.0	79.5	93.0	101.0	110.5	120.0	127.5	147.5	167.0
6.5	7.5	8.0	8.0	8.5	10.6	12.5	14.5	16.5	20.0	24.0	28.0	32.0	36.0	39.0	42.0	46.0	48.6	52.5	58.0	66.5	76.0
8.0	8.5	8.5	10.0	10.0	12.5	14.5	17.0	20.0	25.5	30.5	35.0	40.0	45.0	48.0	53.0	58.0	63.0	68.0	73.0	87.0	97.0
9.0	9.5	10.0	10.5	11.5	14.0	16.5	19.0	21.0	26.0	31.5	37.0	41.0	45.0	50.0	56.0	62.0	68.0	73.0	77.0	88.5	100.0
32.5	34.5	36.0	38.0	40.0	50.0	60.0	70.0	80.0	95.0	115.0	132.0	140.0	166.0	185.0	203.0	220.0	238.0	255.0	273.0	317.0	364.0
15.0	16.0	17.5	18.0	19.0	23.0	29.0	33.0	39.0	46.0	54.0	63.0	72.0	82.0	92.0	98.0	106.0	117.0	123.0	133.0	156.0	178.0
8.0	8.0	9.5	9.5	9.5	10.5	12.5	14.0	16.0	20.5	23.0	26.0	30.0	32.0	35.0	39.0	43.0	45.0	48.0	50.0	59.0	70.0
11.3	11.8	12.3	13.0	14.0	16.8	20.0	23.0	26.3	31.8	38.0	43.5	49.0	55.0	61.3	67.0	72.3	79.0	85.0	91.5	105.5	121.0
20.0	21.3	22.5	23.8	25.0	31.5	37.5	43.8	50.0	62.5	71.3	84.0	93.5	105.0	116.8	128.5	140.0	151.0	163.5	172.0	198.0	230.0
8.0	8.0	9.5	9.5	9.5	10.5	12.5	14.0	16.0	20.5	23.0	26.0	30.0	32.0	35.0	39.0	43.0	45.0	48.0	50.0	59.0	70.0
16.8	18.0	18.5	19.5	20.0	25.0	29.5	34.5	39.5	48.0	56.8	65.0	73.5	83.5	91.8	100.0	108.5	118.5	128.5	138.5	158.5	182.0
6.0	6.5	6.5	7.0	7.5	8.5	10.5	12.5	14.5	17.0	20.5	24.0	27.0	30.0	34.0	37.0	41.0	45.0	48.5	52.0	59.0	68.0
6.0	6.5	6.5	7.0	7.5	8.5	10.5	12.5	14.5	17.0	20.5	24.0	27.0	30.0	34.0	37.0	41.0	45.0	48.5	52.0	59.0	68.0
11.5	12.0	13.0	13.5	15.0	18.0	21.0	24.5	28.0	35.5	42.0	48.5	56.5	63.0	70.5	77.0	86.5	93.0	100.0	106.0	122.0	141.0
20.5	21.6	23.0	24.0	26.5	32.5	38.5	44.0	51.5	66.0	78.0	91.0	105.0	117.0	132.0	144.0	160.0	172.0	184.0	197.0	224.0	263.0
21.5	23.0	24.0	25.0	26.5	—	—	—	—	—	—	—	—	—	—	—	—	—	—	—	—	—
6.0	6.5	6.5	7.0	7.5	8.5	10.5	12.5	14.5	17.0	20.5	24.0	27.0	30.0	34.0	37.0	41.0	45.0	48.5	52.0	59.0	68.0
14.0	15.0	16.0	17.0	18.0	22.5	26.0	30.0	35.0	42.5	50.0	57.5	65.0	74.0	83.0	90.5	98.0	105.5	113.0	123.0	142.0	162.0
8.0	8.0	9.5	9.5	9.5	10.5	12.5	14.0	16.0	20.5	25.0	29.5	34.0	38.5	39.5	42.0	47.0	50.0	53.5	58.0	67.0	79.0
9.0	9.5	10.0	10.5	11.5	14.0	16.5	19.0	21.0	26.0	31.5	37.0	41.0	45.0	50.0	56.0	62.0	68.0	73.0	77.0	88.5	100.0
24.5	25.5	27.5	18.5	31.0	38.0	46.0	52.5	62.0	75.5	91.0	106.0	122.5	137.0	153.0	170.0	187.5	202.0	216.0	230.0	268.0	305.5
28.0	29.0	31.0	32.5	35.0	44.0	52.5	60.0	70.0	86.5	104.0	121.5	139.5	156.0	174.5	194.0	214.5	229.0	246.0	262.5	305.5	349.0
—	—	—	—	—	—	—	—	—	—	—	—	—	—	—	—	—	—	—	—	—	—

Versteel Seating COM Standard Yardage Requirements:

COM yardage requirements are calculated for benches based on a material width of 54" and a repeat of 2" or less. For material less than 54" wide, contact Versteel for yardage requirements. Use the chart below as a guide to calculate your COM yardage. For quantities greater than 10 benches, contact Versteel Customer Service for calculation of COM yardage by bench model.

NOTE THIS CHART IS NOT APPLICABLE FOR MULTIPLE FABRICS ON ONE BENCH. CONTACT VERSTEEL CUSTOMER SERVICE FOR YARDAGE REQUIREMENTS IF SPECIFYING MULTIPLE FABRICS.

Quantity of Benches	1	2	3	4	5	6	7	8	9	10
Immix 22" frame										
IM2022 01	1.5	2.5	3.5	4.5	5.0	6.0	7.0	8.0	9.0	10.0
IM2022 02	2.5	4.5	6.0	8.0	10.0	12.0	13.5	15.0	16.5	18.5
IM2022 03R or L	3.0	5.5	7.5	9.5	12.5	14.0	16.5	18.5	20.5	23.0
IM2022 04	4.0	6.0	8.5	10.5	13.0	15.0	17.0	19.5	22.0	24.5
Immix 33" frame										
IM2033 01	1.5	3.5	5.0	6.5	7.5	9.0	10.5	11.5	12.5	14.0
IM2033 02	3.5	6.5	9.0	12.5	15.0	18.0	20.0	23.0	25.5	28.5
IM2033 03 R or L	4.0	8.0	11.0	14.0	17.0	20.5	24.0	26.5	30.0	33.0
IM2033 04	5.0	9.0	12.5	16.0	19.5	23.5	27.0	31.0	35.0	38.5
IM2033 11 H	1.5	2.5	3.5	4.5	5.0	6.0	7.0	8.0	9.0	10.0
IM2033 12 HR or HL	2.5	4.5	6.0	8.0	10.0	12.0	13.5	15.0	16.5	18.5
IM2033 13 HR or HL	3.0	5.5	7.5	9.5	12.5	14.0	16.5	18.5	20.5	23.0
IM2033 14 HR or HL	4.0	6.0	8.5	10.5	13.0	15.0	17.0	19.5	22.0	24.5
Immix 44" frame										
IM2044 D01	2.5	4.0	6.0	8.0	9.0	11.0	12.0	13.0	15.0	16.0
IM2044 D02	4.5	7.5	11.5	14.5	18.5	22.5	25.5	28.5	31.5	34.5
IM2044 D03 R or L	5.0	9.0	13.0	17.0	22.0	26.0	30.0	34.0	38.0	41.0
IM2044 D04	5.5	9.0	14.0	19.5	24.0	28.0	32.0	36.0	40.0	45.0
IM2044 D05	6.0	10.5	15.0	20.0	24.5	28.5	34.0	38.5	42.5	46.0
IM2044 01	2.0	3.5	5.0	6.5	8.0	9.0	10.0	12.0	13.0	14.0
IM2044 02	4.5	8.5	11.0	15.0	18.5	22.0	25.0	28.5	32.0	36.0
IM2044 03 R or L	4.5	8.5	13.0	16.5	20.5	24.0	28.0	32.0	36.0	39.5
IM2044 04	5.0	9.5	14.0	18.0	23.0	27.0	32.0	36.0	40.0	44.0
IM2044 11 F	1.5	2.5	3.5	4.5	5.0	6.0	7.0	8.0	9.0	10.0
IM2044 12 FR or FL	2.5	4.5	6.0	8.0	10.0	12.0	13.5	15.0	16.5	18.5
IM2044 13 FR or FL	3.0	5.5	7.5	9.5	12.5	14.0	16.5	18.5	20.5	23.0
IM2044 14 FR or FL	4.0	6.0	8.5	10.5	13.0	15.0	17.0	19.5	22.0	24.5
IM2044 11 H	1.5	3.5	5.0	6.5	7.5	9.0	10.5	11.5	12.5	14.0
IM2044 12 HR or HL	3.5	6.5	9.0	12.5	15.0	18.0	20.0	23.0	25.5	28.5
IM2044 13 HR or HL	3.5	8.0	11.0	14.0	18.0	20.5	24.0	26.5	30.0	33.0
IM2044 14 HR or HL	4.0	9.0	12.5	16.0	19.5	23.5	27.0	31.0	35.0	38.5
Immix 55" frame										
IM2055 D01	2.5	5.0	7.5	9.5	12.0	13.5	17.0	19.0	21.0	23.0
IM2055 D02	5.0	10.5	15.0	19.5	24.5	29.0	33.0	38.0	42.5	47.0
IM2055 D03 R or L	5.5	11.0	16.5	20.5	26.0	31.0	36.5	41.0	46.5	52.5
IM2055 D04	6.0	12.0	17.0	23.0	28.0	34.0	39.0	44.0	50.0	55.0
IM2055 D05	7.0	13.0	18.5	24.0	31.0	36.5	40.5	49.0	53.5	60.0
IM2055 01	3.0	5.5	8.0	10.0	12.0	14.0	17.0	19.0	21.5	23.0
IM2055 02	5.0	10.5	15.0	19.5	24.5	29.0	33.0	38.0	42.5	47.0
IM2055 03 R or L	5.5	11.0	16.5	20.5	26.0	31.0	36.5	41.0	46.5	52.5
IM2055 04	6.5	12.5	17.5	23.5	28.5	34.5	39.5	44.5	50.5	55.5
IM2055 11 HC	2.5	4.0	6.0	8.0	9.0	11.0	12.0	13.0	15.0	16.0
IM2055 12 HC	4.5	7.5	11.5	14.5	18.5	22.5	25.5	28.5	31.5	34.5
IM2055 13 HC R or L	5.0	9.0	13.0	17.0	22.0	26.0	30.0	34.0	38.0	41.0
IM2055 14 HC	6.0	9.0	14.0	19.5	22.0	27.0	32.0	36.0	40.0	45.0
IM2055 15 HC	7.0	12.5	18.0	23.0	28.5	34.0	39.0	44.5	49.5	55.0

Versteel Seating COM Yardage Repeat Pattern Additional Requirements:

2-14" repeat, add 15% to the standard yardage requirement.

15-27" repeat, add 30% to the standard yardage requirement.

28-36" repeat, add 35% to the standard yardage requirement.

Quantity of Benches	1	2	3	4	5	6	7	8	9	10
Immix 66" frame										
IM2066 D01	3.0	6.5	9.5	12.5	14.0	17.0	20.0	22.0	24.0	27.0
IM2066 D02	6.5	12.0	17.5	24.5	30.5	35.5	40.5	45.5	51.0	57.0
IM2066 D03 R or L	7.5	13.5	21.0	26.5	33.0	38.5	44.0	50.0	55.5	61.5
IM2066 D04	7.0	15.5	21.5	28.5	34.0	40.5	47.5	53.5	59.5	65.5
IM2066 D05	8.0	14.5	22.0	30.0	35.0	42.0	46.0	55.0	61.5	68.5
IM2066 T01	4.0	6.5	9.5	12.0	14.5	17.5	19.5	22.5	24.5	29.0
IM2066 T02	7.0	12.5	18.0	23.5	28.5	33.5	38.5	43.5	49.0	54.0
IM2066 T03 R or L	7.0	13.0	19.5	26.0	31.5	37.0	42.5	48.5	55.0	61.0
IM2066 T04	7.5	15.5	21.5	27.5	34.0	40.0	45.5	52.5	58.0	65.5
IM2066 T05	9.0	16.5	23.5	30.5	39.0	44.5	52.5	59.0	66.0	77.5
IM2066 01	3.0	5.5	8.0	10.0	12.5	14.5	17.0	19.0	21.0	23.0
IM2066 02	7.0	12.5	18.5	24.0	29.0	34.5	40.0	45.0	50.5	56.0
IM2066 03 R or L	7.0	13.0	18.5	25.0	31.5	37.0	42.5	48.5	55.0	61.0
IM2066 04	7.5	15.5	21.5	27.5	34.0	40.0	46.5	52.5	58.5	65.0
IM2066 11 FC	2.5	4.0	6.0	8.0	9.0	11.0	12.0	13.0	15.0	16.0
IM2066 12 FC	4.5	7.5	11.5	14.5	18.5	22.5	25.5	28.5	31.5	34.5
IM2066 13 FC R or L	5.0	9.0	13.0	17.0	22.0	26.0	30.0	34.0	38.0	41.0
IM2066 14 FC	5.5	9.0	14.0	19.5	24.0	28.0	32.0	36.0	40.0	45.0
IM2066 15 FC	7.0	12.5	18.0	23.0	28.5	34.0	39.0	44.5	49.5	55.0
IM2066 11 HC	3.0	5.0	7.5	9.5	12.0	13.5	17.0	19.0	21.0	23.0
IM2066 12 HC	5.5	10.5	15.0	19.5	24.5	29.0	33.0	38.0	42.5	47.0
IM2044 13 HC R or L	6.0	11.0	16.5	20.5	26.0	31.0	36.5	41.0	46.5	52.5
IM2066 14 HC	6.5	12.0	17.0	23.0	28.0	34.0	39.0	44.0	50.0	55.0
IM2066 15 HC	7.5	13.5	20.0	26.0	32.0	37.5	42.5	48.0	54.0	59.5
Immix 30°										
IM2030CT 01	2.0	4.0	5.5	7.0	8.0	9.5	10.0	12.0	13.0	15.0
Immix 45°										
IM2045CT 01	3.0	4.5	6.0	7.5	9.0	11.0	12.5	14.0	15.5	17.0
Immix 60°										
IM2060CT 01	3.0	4.5	6.0	7.5	9.0	11.0	12.5	14.0	15.5	17.0
Immix 90°										
IM2090CT 01	3.0	4.5	6.0	7.5	9.0	11.0	12.5	14.0	15.5	17.0
À la Carte										
Seats										
IMAC 2020US	1.5	2.5	3.5	4.5	5.5	6.5	7.0	8.5	9.0	10.0
IMAC 2031US	2.0	3.5	4.5	6.0	7.5	9.0	10.0	11.5	12.5	14.0
IMAC 2042US	2.0	4.0	6.0	8.0	9.0	11.0	12.0	13.0	15.0	16.0
IMAC 2053US	3.0	5.5	8.0	10.0	12.5	15.0	18.0	20.0	22.0	24.0
IMAC 2064US	3.5	6.5	9.5	12.0	14.5	17.0	19.5	22.5	25.0	28.5
Backs										
IMAC 2022UB	1.5	3.0	4.0	5.0	6.0	7.5	8.5	9.5	10.5	12.0
IMAC 2033UB	2.0	3.5	5.0	6.0	7.5	9.0	10.5	11.5	12.5	14.0
Arm										
IMAC 2011UA	1.5	1.5	2.0	2.5	3.0	3.0	4.0	4.5	4.5	5.0

Options

Base Frame & Accessories

Chrome Finish
\$99 / chair

AVAILABLE ON
CHELA
COMPANION
IMMIX
KOMPIS
QUANTA
SOCIUS
ZURI

Specify Chrome Finish, add \$99 list per chair

Pricing for all chairs includes standard powder coat colors. SIMON not available in chrome.

NOTE NO CHARGE ON CHELA GUEST OR SLED BASE

Nickel Finish
\$99 / chair

AVAILABLE ON
CHELA
COMPANION
IMMIX
KOMPIS
QUANTA
SOCIUS
ZURI

Specify Nickel Finish, add \$99 list per chair

Pricing for all chairs includes standard powder coat colors. SIMON not available in nickel.

NOTE NO CHARGE ON CHELA GUEST OR SLED BASE

Premium Powder Coats
\$99 / chair

When a premium powder coat is specified, add \$99 list per chair

Pricing for all chairs includes standard powder coat colors.

Hard Surface Glides (set of 4)
\$12 / chair or stool

AVAILABLE ON
COMPANION
KOMPIS

*Specify code **BHG** (Hard Surface Glides), add \$12 list per chair or stool*

Glide surface is nylon and designed for use on hard surface flooring.

**Casters - Hooded, Non-Locking Dual Wheel (set of 4)**
\$103 / chair

AVAILABLE ON
COMPANION
KOMPIS

*Specify code **BDN** (Casters - Hooded, Non-Locking Dual Wheel), add \$103 list per chair*

Black hooded, non-locking dual wheel, 2" diameter caster threaded into the receiver leg base. Must be specified at the time of order. Caster option does not change the chair seat height.

**Casters - Non-Locking Dual Wheel (set of 4)**
\$103 / chair

AVAILABLE ON
CHELA

*Specify code **BDC** (Casters - Non-Locking Dual Wheel), add \$103 list per chair*

Black non-locking dual wheel, 2" diameter caster threaded into the receiver leg base. Must be specified at the time of order. Caster option does not change the chair seat height.

**Casters - Non-Locking Single Wheel (set of 4)**
\$116 / chair

AVAILABLE ON
COMPANION
KOMPIS

*Specify code **BSN** (Casters - Non-Locking Single Wheel), add \$116 list per chair*

Non-locking single wheel, unique profile 2" diameter caster threaded into the receiver leg base. Must be specified at the time of order. Caster option does not change the chair seat height.

**Chair Link - Companion**
\$18 / chair

AVAILABLE ON
COMPANION
KOMPIS

*Specify code **ACLCO** (Chair Link - Companion), add \$18 list per chair*

Link will ship installed on chair when specified on order. Can be field installed without the use of tools. Link stores under chair seat.

**Chair Link - Chela**
\$17 / chair

AVAILABLE ON
CHELA

*Specify code **ACLCH** (Chair Link - Chela armless) or specify code **ACLCHW** (Chair Link - Chela arm), add \$17 list per chair.*

Link can be field installed without the use of tools.

**Chair Link - Simon**
\$30 / chair

AVAILABLE ON
SIMON

*Specify code **ACLSI** (Chair Link - Simon) add \$30 list per chair.*

Link can be field installed without the use of tools.

**Chair Link - Quanta HD**
\$17 / chair

AVAILABLE ON
QUANTA HD

*Specify code **BCLHD** (Chair Link - Quanta HD) add \$17 list per chair.*

Link will ship installed on chair when specified on order.

**Hanging File Rods- Ollie**
\$63 / stool

AVAILABLE ON
SQUARE OLLIE

*Specify code **BFR** (Dual Hanging File Rods), add \$63 list per stool*

Dual hanging file rods can be specified inside the square Ollie only. Finish is black powder coat. Rods are not adjustable. Rods allow for 13 1/2" of filing space.

HANGING FILES ARE NOT INCLUDED.

NOTE NOT AVAILABLE ON ROUND OLLIES

**Book Basket - Chela**
\$88 / basket

AVAILABLE ON
CHELA

*Specify code **BCE** (Book Basket - Chela), add \$88 list per chair*

The Chela book basket is made of formed resistance welded wire. Finish is chrome unless otherwise specified. Basket may be field installed. Inside dimensions are 11"w x 13"d x 5 1/2"h.

**Book Basket - Companion**
\$88 / basket

AVAILABLE ON
COMPANION
KOMPIS

*Specify code **BCL** (Book Basket - Companion), add \$88 list per chair*

The Companion book basket is made of formed resistance welded wire. Finish is chrome unless otherwise specified. Basket may be field installed. Inside dimensions are 11 1/2"w x 13 1/2"d x 6"h.



Chair Trolley - Chela
\$559 / eachAVAILABLE ON
CHELASpecify code **ACTCE** (Chair Trolley - Chela), add \$559 list each

Chela Guest (with or without casters) or Sled Base poly shell chairs stack 20 high. Trolley with push handle and stack of 20 chairs measures approximately 27" w x 50" d x 77" h.



STACKING INFORMATION - CHELA CHELA SLED BASE OR GUEST CHAIRS (WITH OR WITHOUT CASTERS) STACK 20 HIGH ON THE TROLLEY, 10 high with upholstered seat. SLED BASE AND GUEST CHAIRS (WITHOUT CASTERS) STACK 10 HIGH ON THE FLOOR, 6 high with upholstered seat. GUEST CHAIRS WITH CASTERS STACK 6 HIGH ON THE FLOOR, 4 high with upholstered seat. CHELA SLED BASE OR GUEST CHAIRS WITH TABLET ARM STACK 6 HIGH ON THE FLOOR, 4 high with upholstered seat. CHELA SLED BASE STOOLS (24" OR 29") STACK 8 HIGH ON THE FLOOR, 5 high with upholstered seat.

Chair Trolley - Companion and Kompis
\$441 / eachAVAILABLE ON
COMPANION
KOMPISSpecify code **ACTCO** (Chair Trolley - Companion), add \$441 list each

Companion upholstered or wood chairs with glides stack 10 high. Chairs with single wheel casters stack 5 high while chairs with dual wheel casters stack 4 high. Trolley with a stack of 10 chairs measures approximately 24" w x 36" d x 61" h.



STACKING INFORMATION - COMPANION ALL COMPANION ARM AND ARMLESS CHAIRS WITH GLIDES STACK 10 HIGH ON THE TROLLEY AND 8 HIGH ON THE FLOOR. COMPANION CHAIRS WITH SINGLE WHEEL CASTERS STACK 5 HIGH ON THE TROLLEY AND 5 HIGH ON THE FLOOR. COMPANION CHAIRS WITH DUAL WHEEL CASTERS STACK 4 HIGH ON THE TROLLEY AND 4 HIGH ON THE FLOOR. COMPANION CHAIRS WITH TABLET ARM STACK 4 HIGH ON THE FLOOR. ALL COMPANION STOOLS STACK 6 HIGH ON THE FLOOR.

NOTE NOT AVAILABLE FOR COMPANION X CHAIRS

Chair Trolley - Companion Youth
\$441 / eachAVAILABLE ON
COMPANION YOUTHSpecify code **ACTCOY** (Chair Trolley - Companion Youth), add \$441 list each

Companion Youth upholstered or wood chairs stack 10 high. Trolley with stack of 10 chairs measures approximately 21½" w x 33½" d x 50½" h.



STACKING INFORMATION - COMPANION ALL COMPANION YOUTH CHAIRS STACK 10 HIGH ON THE TROLLEY AND 8 HIGH ON THE FLOOR.

Chair Trolley - Quanta HD
\$559 / eachAVAILABLE ON
QUANTA HDSpecify code **ACTHD** (Chair Trolley - Quanta HD), add \$559 list each

STACKING INFORMATION - QUANTA HD QUANTA HD SLED BASE OR GUEST CHAIRS (WITH OR WITHOUT CASTERS) STACK 20 HIGH ON THE TROLLEY AND STACK 10 HIGH ON THE FLOOR. TROLLEY IS INTENDED FOR USE WITH QUANTA HD GLIDE BASE CHAIRS.

**Chair Trolley - Quanta**
\$559 / eachAVAILABLE ON
QUANTASpecify code **ACTQU** (Chair Trolley - Quanta), add \$559 list each

STACKING INFORMATION - QUANTA QUANTA GUEST CHAIRS (WITH OR WITHOUT CASTERS) STACK 8 HIGH ON THE TROLLEY AND STACK 5 HIGH ON THE FLOOR.

**Chair Trolley - SIMON**
\$552 / eachAVAILABLE ON
SIMONSpecify code **ACTSI** (Chair Trolley - SIMON), add \$552 list each

SIMON upholstered or poly chairs stack 5 high. Trolley with push handle and stack of 5 chairs measures approximately 24" w x 36" d x 57" h.



STACKING INFORMATION - SIMON ALL SIMON CHAIRS WITH GLIDES (EXCEPT TABLET ARM) STACK 5 HIGH ON THE FLOOR AND 5 HIGH WHILE ON THE SIMON CHAIR TROLLEY. TROLLEY IS INTENDED FOR USE WITH SIMON GLIDE BASE CHAIRS. SIMON CHAIRS WITH CASTERS DO NOT STACK.

Chair Trolley - Zuri
\$559 / eachAVAILABLE ON
ZURISpecify code **ACTZU** (Chair Trolley - Zuri), add \$559 list each

Zuri Guest (with or without casters) or Sled Base chairs stack 12 high. Trolley with push handle measures approximately 27" w x 50" d x 77" h.



STACKING INFORMATION - ZURI CHAIRS STACK 4 HIGH ON THE FLOOR; STOOLS STACK 2 OR 3 HIGH ON THE FLOOR (NONE ON THE TROLLEY).

Powder Coat Alternative
Call for quotationAVAILABLE ON
CHELA
COMPANION
KOMPIS
QUANTA
SIMON
SOCIUS
ZURISpecify code **OPA** (Powder Coat Alternative), add cost from Versteel quotation

Powder Coat Alternatives are available from Versteel. The entire RAL color reference along with hundreds of other colors and finishes are available.

For Powder Coat Alternative matching, you must supply a color reference sample or an RAL number. Versteel will review the sample for possible existing colors available and send a sample for customer approval. If no color match exists, a custom match can be developed. Call Versteel Customer Service for associated upcharges on custom color development.

NOTE CUSTOM COLOR MATCHING APPROVALS MAY AFFECT STANDARD PRODUCTION SCHEDULES

Poly Shell Alternative
Call for quotationAVAILABLE ON
CHELA
SIMONSpecify code **OPS** (Poly Shell Alternative), add cost from Versteel quotation

For Poly Shell Alternative, you must supply a color reference sample. Versteel will review the sample for possible existing colors available and send a sample for customer approval. If no color match exists, a custom match can be developed. Minimum order quantities exist for alternative colors. Call Versteel Customer Service for minimums and associated upcharges on Poly Shell Alternatives.

NOTE CUSTOM COLOR MATCHING APPROVALS MAY AFFECT STANDARD PRODUCTION SCHEDULES

Stain Finish Match
\$614 / per finish, per orderAVAILABLE ON
COMPANION
KOMPIS
QUANTA
SIMONSpecify code **OSM** (Stain Finish Match), add \$614 list per finish, per order

Alternative Stain Finishes are available for veneer and wood edged tops.

For Stain Finish Matching, you must supply a 4" x 4" finish color and grain reference sample. An expertly finish-matched sample will be provided for customer approval.

NOTE CUSTOM COLOR MATCHING APPROVALS MAY AFFECT STANDARD PRODUCTION SCHEDULES

Immix Options

Base Frame & Custom Charges

AVAILABLE ON
ALL FRAMES

Premium Powder Coats \$99 / bench frame

When a premium powder coat is specified, add \$99 list to standard powder coat price

Pricing for all benches includes standard powder coat colors.

AVAILABLE ON
ALL FRAMES

Immix Adjustable Glides no charge

Standard on all Immix benches, these glides are semi-concealed in the leg and compensate to approximately 3/4" for uneven floors.



AVAILABLE ON
ALL FRAMES

Immix Armless Plate no charge

Armless plates can be used between cushions when no arms are specified. One plate for each of these applications is shipped with each bench. The plates can be used as an alternative to installing link brackets. Finish will be the same as the frame when powder coat is specified. For chrome frames, the finish will be black.

AVAILABLE ON
ALL FRAMES

Immix Link Brackets no charge


Link brackets are shipped on the underside of all Immix benches. Finish will be the same as the frame when powder coat is specified. For chrome frames, brackets will be black.

AVAILABLE ON
ALL FRAMES

Fully Upholstered Arm -\$80 / arm

Specify code **ZFA** (Fully Upholstered Arm), subtract \$80 list per arm from price of bench

A fully upholstered arm is available as an alternative to the standard arm. These arms do not have any metal detail.



Dual Metal Arm \$77 / arm

Specify code **ZMA** (Dual Metal Arm), add \$77 list per arm to price of bench

The dual metal arm is available as an alternative to the standard arm. These arms have metal detail on both ends. Benches specified with this option should not have a back.



Tablet Arm Call for quotation


A tablet arm is available on 22" and 33" frame benches. Call Versteel Customer Service for more information.

Bolster Fabric grade dependent / bolster

Specify code according to fabric grade

AIB2 (Grade 2 Bolster), add \$154 list per bolster
AIB3 (Grade 3 Bolster), add \$185 list per bolster
AIB4 (Grade 4 Bolster), add \$216 list per bolster
AIB5 (Grade 5 Bolster), add \$247 list per bolster
AIB6 (Grade 6 Bolster), add \$278 list per bolster

The bolster tethers to the bench frame using two 8 1/2" elastic straps. Call Versteel Customer Service for more information.



Clean Out Cushion Call for quotation

Clean Out Cushions are available to replace standard 20" and 31" seats. These cushions are smaller to create space at the back and both sides of the seat to allow dirt and debris to fall to the floor for easy clean-up and maintenance. Call Versteel Customer Service for more information.

Powder Coat Alternative Call for quotation

Specify code **OPA** (Powder Coat Alternative), add cost from Versteel quotation

Powder Coat Alternatives are available from Versteel. The entire RAL color reference along with hundreds of other colors and finishes are available.

For Powder Coat Alternative matching, you must supply a color reference sample or an RAL number. Versteel will review the sample for possible existing colors available and send a sample for customer approval. If no color match exists, a custom match can be developed. Call Versteel Customer Service for associated upcharges on custom color development.

NOTE CUSTOM COLOR MATCHING APPROVALS MAY AFFECT STANDARD PRODUCTION SCHEDULES

Custom PVC Color Match Call for quotation / one time charge per color, per order

Specify code **OCF** (Custom PVC Color Match), add cost from Versteel quotation

PVC Color Match can be the selection of a color that is available from a Versteel supplier or a new custom color developed for the order. Minimum footage requirements mean that the amount of material needed for your order will effect the cost.

For PVC Color Matching you must supply a color reference sample. Versteel will review the sample for possible existing colors available and send a sample for customer approval. If no color match exists, a custom match will be developed and sampled for customer approval before a production schedule is established.

NOTE CUSTOM COLOR MATCHING APPROVALS MAY AFFECT STANDARD PRODUCTION SCHEDULES

Stain Finish Match \$614 / per finish, per order

Specify code **OSM** (Stain Finish Match), add \$614 list per finish, per order

Alternative Stain Finishes are available for veneer and wood edged tops.

For Stain Finish Matching, you must supply a 4" x 4" finish color and grain reference sample. An expertly finish-matched sample will be provided for customer approval.

NOTE CUSTOM COLOR MATCHING APPROVALS MAY AFFECT STANDARD PRODUCTION SCHEDULES

Henri - \$211 / unit

Specify code **PH** (Henri - Quantity_),
add \$211.00 list per Henri

The pop-up Henri electrical unit(s) is factory installed in the specified location.

SPECIFICATIONS

- One 9' cord, one 15 amp circuit, standard grounded plug
- Surge protection
- Two electrical outlets per unit



NOTE WHEN SEQUENCING ELECTRICAL UNITS, HENRI NOW MUST BE USED

NOTE HENRI UNITS ARE NOT AVAILABLE ON 8", 10" OR 11" TOPS

Henri Now - \$193 / unit

Specify code **PHN** (Henri Now - Quantity_),
add \$193.00 list per Henri Now

Specify code **HNP** (Power Infeed Cord),
add \$193.00 list per Power Infeed Cord

The pop-up Henri Now electrical unit(s) is factory installed in the specified location.

SPECIFICATIONS

- One 9' cord, one 15 amp circuit, standard grounded plug
- Surge protection
- Two electrical outlets per unit

NOTE HENRI NOW UNITS ARE NOT AVAILABLE ON 8", 10" OR 11" TOPS

1 Henri \$211 / table

Specify code **PH1** (1 Henri),
add \$211.00 list per table

1 Henri Now \$193 / table

Specify code **PHN1** (1 Henri Now),
add \$193.00 list per table

2 Henris \$421 / table

Specify code **PH2** (2 Henris),
add \$421.00 list per table

2 Henri Nows \$386 / table

Specify code **PHN2** (2 Henri Nows),
add \$386.00 list per table

3 Henris \$631 / table

Specify code **PH3** (3 Henris),
add \$631.00 list per table

3 Henri Nows \$578 / table

Specify code **PHN3** (3 Henri Nows),
add \$578.00 list per table

Other Electrical Call for quotation

Customer selected electrical units from ECA, Byrne, Altinex, Extron, etc. may be specified for Immix tops. Once a unit is selected, contact Versteel Customer Service for approval.

Round Grommet - \$45 / each

Specify code **WR** (Round Grommet - Location _),
add \$45.00 list per grommet

Round Grommets are 3" black grommets with an inside dimension of 2 1/4".

Round grommets are factory installed in the specified location.

Includes two-piece black insert.



Oval Brush Grommet - \$57 / each

Specify code **WO** (Oval Brush Grommet - Location _),
add \$57.00 list per grommet

Oval Brush Grommets are 3" x 7 1/2" black grommets with a brush insert cord access dimension of 1 1/2" x 4".

Oval brush grommets are factory installed in the specified location.



1 Grommet - Provide Location Print

Round Grommet - Specify code **WRG**,
add \$45.00 list per table

Oval Brush Grommet - Specify code **WOG**,
add \$57.00 list per table

1 round or oval brush grommet is factory installed in the top location based on specifier's print.

Wire Grabber \$15 / wire grabber

Specify code **WWG** (Wire Grabber),
add \$15 list per wire grabber

Wire Grabbers are 3 5/8" x 2 1/2" cable holders for managing power/data cords horizontally along the bottom of Immix benches or tables. Wire Grabber is field installed.

Immix Legway \$41 / legway

Specify code **WIL** (Immix Legway),
add \$41 list per legway

Legway is 10" x 2" x 2" powder coated steel to match the bench frame. Cords pass through the legway vertically from under the seat frame to the floor. Legway is field installed.

Questions?

1.800.876.2120

Immix Bench System

Combine curves and straight sections to create shapes and unlimited spans of seating and tables. A variety of seat and back widths can be mingled with tops of various shapes, materials and edges.

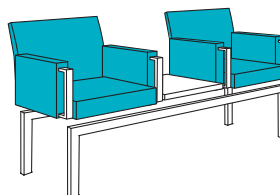
When planning a space with Immix, keep the same considerations in mind as you would when specifying product for any other space. How will the space be used? Do you need power and data? Will the product need to be moved or reconfigured in the future? Are there special user needs to be considered? Think about these and any other issues you may encounter when you plan your space.

If you are creating a configuration for a waiting room or lobby, feel secure that the Immix benches you choose have been designed and engineered for longevity with enduring finishes and high density foam.

If you have particular needs that have not been addressed in this price list, please call Versteel Customer Service for answers and recommendations.

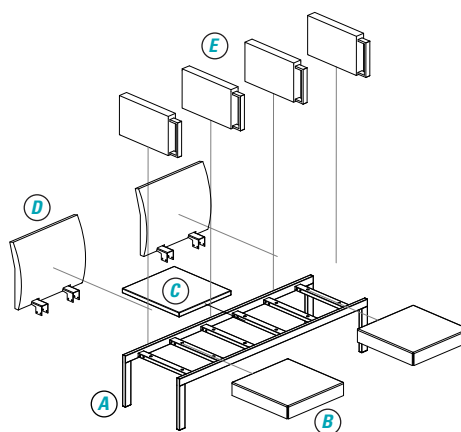
Standard vs. À la Carte

A wide range of 'standard' models have been established for easy ordering, but Immix benches are designed so that you can configure various combinations or styles using the À la Carte section starting on page 113.



Order the standard item found under the 66" Frame section of this price list.

(1) IM2066 15 FC

OR...

Build any bench from the À la Carte menu. Start with a frame, then add the elements you desire.

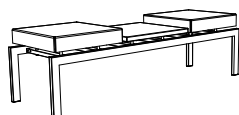
- A.** (1) IMAC 2066 (66" frame)
- B.** (2) IMAC 2020US (20" upholstered seats)
- C.** (1) IMAC 2019RE (19" top)
- D.** (2) IMAC 2022UB (22" upholstered backs)
- E.** (4) IMAC 2011UA (upholstered arms)

The À la Carte section was developed for many purposes.

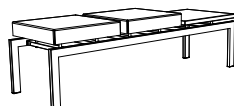
- Custom bench configurations
- Replacement parts
- New components to change color scheme
- New components to alter existing configuration

Reconfigure A Standard Model

A standard configuration listed in this price list may have all the elements you desire, just not in the desired order. No problems. Simply call Versteel Customer Service and a representative will happily assist you with your order.



① IM2066 11 FC (standard model)



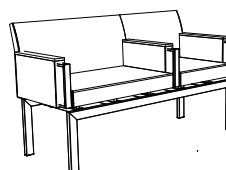
② IM2066 11 FC SST (reconfigured from standard model)

1. A standard Immix unit as found in this price list, with 20" upholstered seats and a 22" table in the middle. It has the elements you want, but not in the right order.

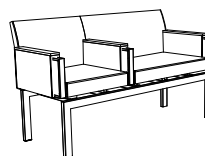
2. All the same elements but with the table positioned on the right, where you want it. Simply add SST at the end of your model number to indicate a seat-seat-table configuration. Contact customer service if you have any questions.

Mirror A Standard Model

In this price list you will find many standard models, but not every configuration. All of the models listed can be mirrored to fit your needs with no additional charge. To specify a mirrored model just add the letter M to the standard model number when you order. Should you have any questions or concerns call Versteel Customer Service.



① IM2055 D05 (standard model)



② IM2055 D05 M (mirrored model)

1. A standard Immix unit as found in this price list, with a 31" upholstered seat on the left and a 20" upholstered seat on the right. It has the elements you want, but you would like them flopped.

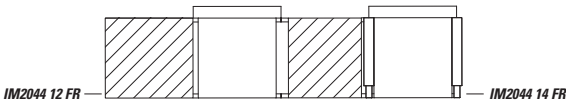
2. The mirror image of the standard model reverses the order and puts the seats where you want them. All that is required when specifying is to add M to the standard model number to achieve this configuration.

Questions?

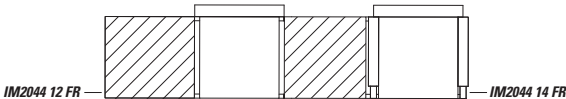
1.800.876.2120

Arm to Armless & Armless to Arm

You may want to create a configuration where you will place a top between a seat with arms and a seat without arms on the same frame. Or even connect benches with arms to benches that are armless. In these cases it is possible to use standard tops, but Versteel has also designed tops just for this scenario. By using these tops, which have been specially sized, spacing will remain even throughout the configuration. Please indicate on your order or quote if the arm to armless top is desired.



Arm to armless configuration with standard 19" top.
Notice the uneven spacing.

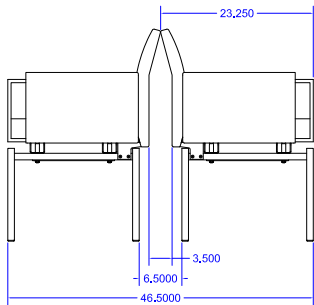


Arm to armless configuration with special 21" top.
The spacing is now consistent.

Back to Back Installations

Be sure to review the Space Planning section in the Tables Price List for additional general guidelines to consider when designing a space.

When you are creating a space using Immix benches, don't forget that the benches with backs have a slightly deeper footprint. If you plan to place benches with backs in a 'back-to-back' configuration, use the dimensions provided here to insure you will have plenty of space for installation.



Always refer to local codes for restrictions and requirements.

Power, Data and Wire Management

It may be desirable to provide power and data access to your Immix configuration depending on the end use application. If so, then plan for your power and data as you would any other specification, keeping in mind where the power will come from as well as the load that will be placed on the circuit.

Review the Power & Data Planning section that is found in the Versteel Tables Price List for more information. If there is any risk that the circuits may not be able to carry the load, contact a qualified electrician. Also, always consult any local codes or restrictions concerning power.

Use the drawings provided on the next page to determine the location(s) you want to place power and data or grommets in your configuration.

Power & Data

NOTE
When sequencing electrical units, Henri Now must be used.
Henri units are not available on 8", 10" or 11" tops.
Immix tables and benches with tops can be individually powered with Henris or sequenced using Henri Nows. Use Henri and Henri Now to conveniently power laptops and other portable electronic devices. When power and data are not required, the units will conveniently store under the table leaving the top unobstructed for usage and cleaning.

Wire Management

Use grommets to route cords for lamps and other devices through a table top to an outlet. Wire Grabbers can further manage cords along Immix frames.

Locations For Henris and Grommets

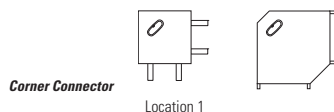
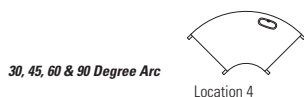
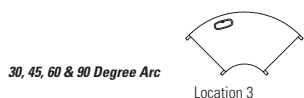
Rectangular Frames

Henris, Henri Nows and grommets must be located between the cross rails on Immix frames. There are five locations for the rectangular frame that can be combined and cross-referenced for more than one application. The logic for the positioning is that as the frame grows in length, from left to right, the position moves along with it. A 22" frame has one position (Location 1) as there is only one space between cross rails. A 44" frame has 3 positions (Locations 1, 2 & 3) as there are three spaces between cross rails. The drawings at right illustrate the positions for rectangular frames and how to indicate where you would like Henris, Henri Nows or grommets.



Arc Frames & Corner Connectors

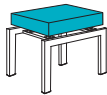
There are four locations for the arc frame positions and one for corner connectors. The drawings below illustrate the positions for Henris, Henri Nows and grommets.



Rectangular Frame Location Examples

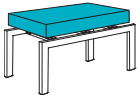


22" Frame

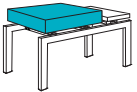


IM2022 01
(1) 20" upholstered seat

33" Frame

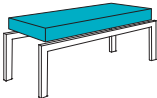


IM2033 01
(1) 31" upholstered seat

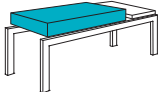


IM2033 11 H
(1) 20" upholstered seat
(1) 11" top

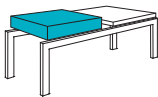
44" Frame



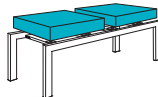
IM2044 01
(1) 42" upholstered seat



IM2044 11 H
(1) 31" upholstered seat
(1) 11" top

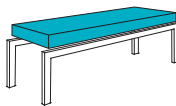


IM2044 11 F
(1) 20" upholstered seat
(1) 22" top

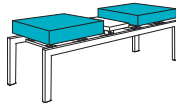


IM2044 D01
(2) 20" upholstered seats

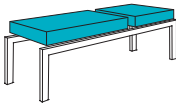
55" Frame



IM2055 01
(1) 53" upholstered seat

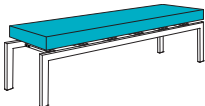


IM2055 11 HC
(2) 20" upholstered seats
(1) 11" top

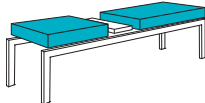


IM2055 D01
(1) 31" upholstered seat
(1) 20" upholstered seat

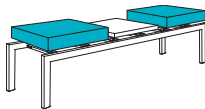
66" Frame



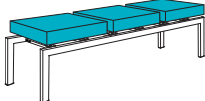
IM2066 01
(1) 64" upholstered seat



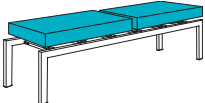
IM2066 11 HC
(1) 20" upholstered seat
(1) 31" upholstered seat
(1) 11" top



IM2066 11 FC
(2) 20" upholstered seats
(1) 22" top



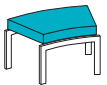
IM2066 T01
(3) 20" upholstered seats



IM2066 D01
(2) 31" upholstered seats

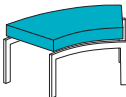
All rectangular frames are available with or without arms and with or without backs. All arc frames are available with upholstered seats or tops.

30 Degree Arc



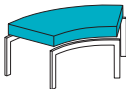
IM2030CT 01
(1) upholstered seat

45 Degree Arc



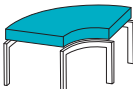
IM2045CT 01
(1) upholstered seat

60 Degree Arc



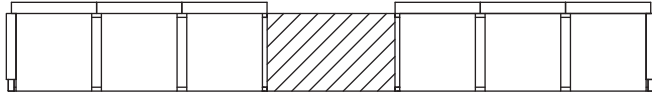
IM2060CT 01
(1) upholstered seat

90 Degree Arc

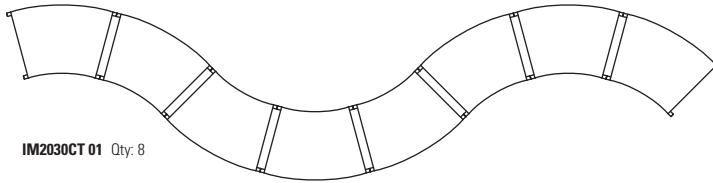


IM2090CT 01
(1) upholstered seat

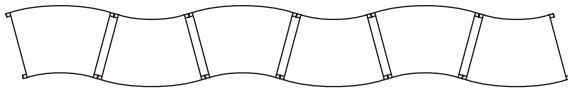
Basic Configuration Examples



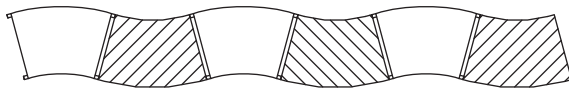
IM2066 T03R Qty: 1
IMIL 2044REFX Qty: 1
IM2066 T03L Qty: 1



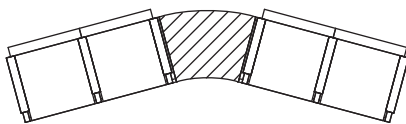
IM2030CT 01 Qty: 8



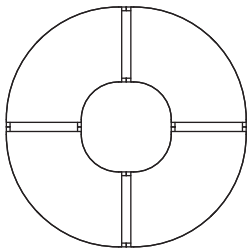
IM2030CT 01 Quantity: 6



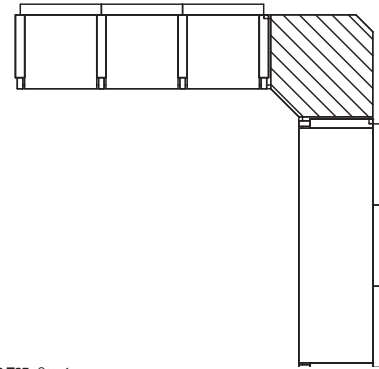
IM2030CT 01 Qty: 3
IMIL 2030CTFX Qty: 3




IM2044 D05 Qty: 2
IMIL 2030ACTFX Qty: 1



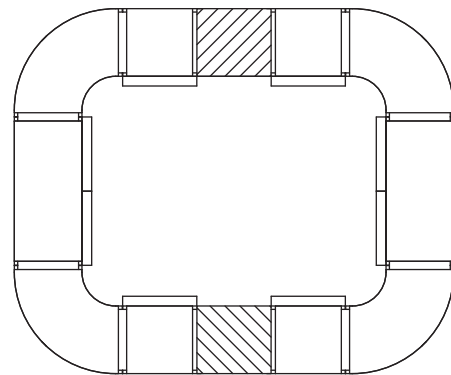
IM2090CT 01 Qty: 4



IM2066 T05 Qty: 1
IMIL 2028CRFX Qty: 1
IM2066 04 Qty: 1



IM2066 T03R Qty: 1
IM2066 T03L Qty: 1
IMIL 20SQFX Qty: 2
IM2066 T02 Qty: 1



IM2066 12 FC Qty: 2
IM2044 02 Qty: 2
IM2090CT 01 Qty: 4

Questions?

1.800.876.2120

Large Configurations

Larger spaces may require a larger configuration, and these may be intimidating. If you are concerned that the curves and angles you are specifying may not be the correct ones, call Versteel Customer Service for input and advice.

Versteel will also help you configure your Immix bench system if needed. Simply call Versteel Customer Service and provide the dimensions of your space and the type of configuration that you desire. Like any other space planning, it is helpful to know where power and data sources are, as well as windows, doors, any other obstructions and proposed traffic patterns.

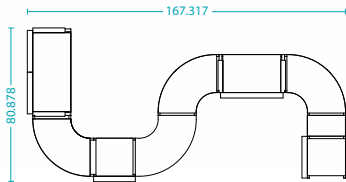
Models used to create the configurations found in the Immix brochure are listed here for your reference.



L Unit from Immix Brochure

- (1) IM2066 13R HC
 - (1) IM2066 13L FC
 - (1) IMIL 2030CRFX
- Total List: \$6,208*

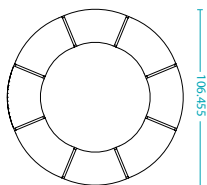
**All benches are priced with powder coat frames and Grade 2/COM fabric. Tops and tables are priced with standard laminate tops and PVC edges.*



S Unit from Immix Brochure

- (1) IM2033 12 HL
- (2) IM2090CT 01
- (1) IM2033 04
- (1) IMIL 2090CTFX
- (1) IM2022 02
- (1) Special 90 Degree Arm to Armless Table
- (1) IM2044 04

Total List: \$11,868*



Round Unit from Immix Brochure

- (4) IM2045CT 01
- (4) IMIL 2045CTFX

Total List: \$9,884*



**All benches are priced with powder coat frames and Grade 2/COM fabric. Tops and tables are priced with standard laminate tops and PVC edges.*



800.876.2120

812.482.9318 Fax

www.versteel.com

2332 Cathy Lane Jasper, Indiana 47546 ©2014 Versteel

SPL 14

All prices are delivered list price effective with date printed on cover and supersedes all other published price lists. VERSTEEL reserves the right to change prices or specifications without prior notice. Orders are accepted subject to price prevailing at time of shipment.