

SEATING
Guest, Task and Stools
Chela
Simon
Ollie
Stacking
Nesting
Simon
Zuri
Chela
Upholstery
Wood
Guest, Task and Stool
Linked
Simon
Companion
Chela
PLS



DELIVERED PRICING 15 July 2014

SOCIUS SEATING (SC SERIES)

Chair Frame & Construction

Socius High Back Patient Chair**Chair Dimensions**Overall height: 38 $\frac{3}{8}$ "

Overall width w/ armcaps: 23"

Overall width w/o armcaps: 22 $\frac{3}{4}$ "

Overall depth: 27"

Seat height: 20"

Seat width: 19 $\frac{3}{4}$ "

Seat depth: 18"

Arm height w/ armcaps: 26 $\frac{5}{8}$ "Arm height w/o armcaps: 26 $\frac{1}{2}$ "

Actual chair weight: 31 lbs.

**Socius Mid Back Patient Chair****Chair Dimensions**Overall height: 32 $\frac{1}{4}$ "

Overall width w/ armcaps: 23"

Overall width w/o armcaps: 22 $\frac{3}{4}$ "

Overall depth: 27"

Seat height: 20"

Seat width: 19 $\frac{3}{4}$ "

Seat depth: 18"

Arm height w/ armcaps: 26 $\frac{5}{8}$ "Arm height w/o armcaps: 26 $\frac{1}{2}$ "

Actual chair weight: 30 lbs.

**Key Description**

- 1 base frame, $\frac{3}{4}$ " x 1 $\frac{1}{2}$ " o.d. 16 gauge rectangular steel tube, fully welded construction
- 2 upholstered seat, 2" MDF with elastic webbing and 1 $\frac{3}{4}$ " thick foam
- 3 upholstered back, $\frac{3}{4}$ " plywood construction with elastic webbing and 1 $\frac{1}{4}$ " thick foam

Key Description

- 4 glide, black, high-density polyethylene
- 5 armcap, polypropylene base with urethane overmold

Socius Mid Back Bariatric Patient Chair**Chair Dimensions**

Overall height: 32 ¼"

Overall width w/ armcaps: 46"

Overall width w/o armcaps: 45 ½"

Overall depth: 27 ¼"

Seat height: 20"

Seat width: 42 ½"

Seat depth: 18"

Arm height w/ armcaps: 26 ⅝"

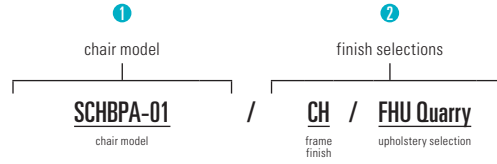
Arm height w/o armcaps: 26 ½"

Actual chair weight: 63 lbs.



Sample Product Number Construction:

- 1 Choose your chair model.
- 2 Specify the frame finish and upholstery selection.



A **SCHBPA-01** is a Socius series, high back patient chair with a 4-leg base and an upholstered seat and back.

The codes **CH / FHU Quarry** specify a Chrome frame and Grade 2 Hue Quarry upholstery.

Chair Model SCHBPA-01



Sample Order Form

Quantity	Model # & Description	List Each	Extended List
12	SCHBPA-01 Socius series, high back patient chair with a 4-leg base and an upholstered seat and back.	\$ 830	\$ 9,960
72	CLRA-01 Companion series, 4-leg radius back armless chair, fully upholstered	\$ 534	\$38,448
		Total	\$48,408

Orders may be sent via:

POSTAL SERVICE OR COURIER

Versteel
2332 Cathy Lane
Jasper, IN 47546

CONTACT VERSTEEL

TELEPHONE 800 876 2120
812 634 2120
FACSIMILE 812 482 9318

Powder Coat Finishes

All powder coat finishes in the Versteel offering have been formulated with the use of epoxy, polyester or epoxy and polyester blends to maximize the finish durability.

Powder Coat Finish Options

- Powder Coat - Standardn/c
- Powder Coat - Premium \$99 per chair

Standard Socius Powder Coat Colors & Codes

- | | |
|-----------------------------|---------------------------|
| Alabaster AB | ♦ Gold GO |
| Alloy AY | Graphite GR |
| Anthracite AN | Ice IC |
| Ⓟ Barley BA | Latte LA |
| Black Anodized BL | Limestone LI |
| Bronze BR | Mica MI |
| Cappuccino CU | Nimbus NM |
| Carbon CO | ♦ Obsidian OB |
| Carmel CL | ♦ Pacific PA |
| Ⓟ Chamois CA | Pearl PE |
| Champagne CM | Ⓟ Pesto PS |
| Chicory CC | Ⓟ Platinum PM |
| Ⓟ Cinder CI | ♦ Raven RV |
| Coffee CF | Silver SV |
| ♦ Copper CP | Steel SL |
| Cypress CS | Stone SO |
| Ⓟ Dijon DJ | Storm SM |
| Ebony EB | Twilight TW |
| Fossil FS | Powder Coat |
| ♦ Garnet GA | Alternative OPA |

Transparent Powder Coats (indicated by ♦)

Please note that the transparent characteristics of these powders allow all natural welds and textures inherent to raw steel to be visible.

NOTE TRANSPARENT POWDER COATS NOT AVAILABLE ON QUANTA HD SWIVEL

Premium Powder Coats (indicated by Ⓟ)

Versteel’s premium process uses specially formulated powder coats for a truly unique color palette.

Powder Coat Alternatives

You must forward a color sample or an RAL number for each alternate powder coat color with order placement. Call Versteel Customer Service for pricing and availability.

NOTE ALTERNATIVE POWDER COAT COLOR APPROVAL MAY AFFECT STANDARD PRODUCTION SCHEDULES

Chrome

Versteel applies a deep luster nickel chrome plated finish available on Chela, Companion, Kompis, Quanta, Socius and Zuri products. Due to the plating process, chrome is the most durable finish available.

- Chrome CH
- A \$200 upcharge applies.

Nickel

Versteel applies a nickel plated finish with a clear coat applied for durability. Available on Chela, Companion, Kompis, Quanta, Socius and Zuri.

- Nickel NI
- A \$200 upcharge applies.

Standard Versteel Upholstery

Versteel offers a wide range of materials from fabrics in a variety of colors and textures, to vinyls for soil resistance. Please refer to Versteel’s fabric cards TXC 13 (CF Stinson) and TXM 13 (Momentum) or the “Materials and Finishes” section of our website for reference information. www.versteel.com.

Standard Socius Urethane Armcap Color

- Ebony EB

Socius Urethane Armcaps

Socius armcaps are molded with soft polyurethane. The materials provide a comfortable, supportive seating surface throughout the movement of the chair.

Versteel Seating COM Standard Yardage Requirements:

COM yardage requirements are calculated for chairs and stools based on a material width of 54" and a repeat of 2" or less. For material less than 54" wide, contact Versteel for yardage requirements. Use the chart below as a guide to calculate your COM yardage. For quantities greater than 200 chairs or stools, contact Versteel Customer Service for calculation of COM yardage by chair model.




Quantity of Chairs	1	2	3	4	5	6	7	8	9	10	11	12	13	14	15
Chela (with or without arms)															
Upholstered Seat & Back	1.5	2.5	2.5	3.5	3.5	4.5	4.5	5.5	6.0	6.5	7.5	7.5	8.5	8.5	9.5
Upholstered Seat Only	1.0	1.5	1.5	2.0	2.0	2.5	2.5	3.5	4.0	4.0	4.5	4.5	5.0	5.0	6.0
Upholstered Back Only	0.5	1.0	1.3	1.3	1.8	2.0	2.0	2.5	2.5	3.0	3.0	3.5	3.5	4.0	4.0
Companion and Kompis Radius & Flared Back (with or without arms) <i>Yardage includes upholstered armcaps if specified.</i>															
Upholstered Seat & Back	1.5	2.5	3.5	4.5	5.0	6.0	6.5	7.5	9.0	9.5	11.0	11.0	13.0	13.0	14.5
Upholstered Seat Armless	1.0	1.5	1.5	2.5	2.5	3.0	3.0	4.0	4.5	4.5	5.0	5.0	6.0	6.0	6.5
Upholstered Seat with Arms	1.0	1.5	2.0	2.5	2.5	3.5	4.0	4.5	5.0	5.5	6.0	6.0	7.5	7.5	8.0
Upholstered Back Only	1.0	2.0	2.0	2.5	3.5	4.0	4.5	5.0	5.5	6.0	6.5	7.0	7.5	8.0	8.5
Companion and Kompis X Radius & Flared Back <i>Yardage includes upholstered armcaps.</i>															
Upholstered Seat, Back & Armcaps	2.5	5.0	7.0	9.0	11.0	13.5	15.5	17.0	19.0	21.5	23.0	24.5	26.5	28.5	30.5
Ollie Round (fully upholstered)															
Lid & Bottom (same fabric)	1.3	3.0	3.8	5.0	6.0	6.3	7.0	8.3	8.5	10.0	10.5	12.0	13.0	14.0	14.5
Lid (Fabric 01)	0.8	1.3	1.5	2.5	3.0	3.0	3.5	4.5	5.0	5.0	5.0	6.0	6.5	7.0	7.0
Bottom (Fabric 02)	1.3	1.8	2.5	3.0	4.0	4.5	5.0	5.8	6.3	6.8	8.0	8.5	9.0	9.5	10.5
Ollie Square (fully upholstered)															
Lid & Bottom (same fabric)	2.0	3.5	4.8	6.0	7.0	8.3	9.5	10.0	11.3	13.0	13.8	15.0	16.3	17.5	18.8
Lid (Fabric 01)	0.8	1.3	1.5	2.5	3.0	3.0	3.5	4.5	5.0	5.0	5.0	6.0	6.5	7.0	7.0
Bottom (Fabric 02)	1.8	3.0	3.5	4.5	6.3	6.8	8.0	8.5	9.5	11.3	11.8	13.0	13.5	14.5	16.3
Quanta HD															
Upholstered Seat Only	1.0	1.5	1.5	2.0	2.5	2.5	3.5	3.5	4.0	4.0	4.5	4.5	5.0	5.5	5.5
Quanta															
Upholstered Seat Only	1.0	1.5	1.5	2.0	2.5	2.5	3.5	3.5	4.0	4.0	4.5	4.5	5.0	5.5	5.5
Upholstered Seat & Back	1.5	2.5	3.0	4.0	4.5	5.0	6.0	6.5	6.5	7.0	8.0	8.5	9.0	10.0	11.0
Gullwing-Upholstered Seat Only	1.5	2.5	4.0	5.0	6.0	7.0	8.5	9.5	11.0	12.0	14.5	15.5	17.0	18.0	19.5
Gullwing-Upholstered Seat & Back	2.0	3.5	4.5	6.0	7.0	8.5	9.5	11.0	12.0	13.0	14.5	15.5	17.0	18.0	20.0
Sate															
Upholstered Seat Only	1.0	1.5	1.5	2.0	2.5	2.5	3.5	3.5	4.0	4.0	4.5	4.5	5.0	5.5	5.5
SIMON (with or without arms)															
Upholstered Seat & Back	1.5	2.5	3.0	4.0	5.0	5.5	6.5	7.5	8.0	9.0	9.5	10.5	11.0	12.0	13.0
Upholstered Seat Only	1.0	1.5	1.5	2.5	3.0	3.0	3.5	4.5	5.0	5.0	5.0	6.0	6.5	7.0	7.0
Upholstered Back Only	1.0	2.0	2.0	2.5	3.5	4.0	4.5	5.0	5.5	6.0	6.5	7.0	7.5	8.0	8.5
Socius															
Patient Mid Back	2.5	4.0	5.5	7.0	8.0	10.0	11.5	13.0	15.0	16.5	17.5	18.5	19.5	21.5	23.5
Patient High Back	3.0	4.0	6.0	8.0	9.0	11.0	12.0	14.0	17.0	18.0	19.5	20.5	22.5	24.0	26.5
Bariatric Mid Back	5.0	8.0	10.0	13.0	15.0	18.0	20.0	23.0	25.0	28.0	—	—	—	—	—
Zuri															
Upholstered Seat & Back (One Piece)	2.0	3.0	4.0	5.0	6.0	7.0	8.0	9.5	10.5	11.5	—	—	—	—	—



Questions?

1.800.876.2120

Socius

				material > grade >	Fabric Grade 2 or COM	Fabric Grade 3	Fabric Grade 4	Fabric Grade 5	Fabric Grade 6
Style	Description	Model #	Product Wt						
 SCMBPA-01X42	Arm 4-Leg Base, 42" w With Arms Seat - Upholstered Back - Upholstered Armcaps - None	 SCMBPA-01X42	63	1120	1235	1350	1465	1580	
	4-Leg Base, 42" w With Arms Seat - Upholstered Back - Upholstered Armcaps - Urethane	 SCMBPA-09X42	63	1140	1255	1370	1485	1600	

Note:

Socius chairs come standard with clean-out cushions

Finish Options	Code	Price
Chrome or Nickel Finish		\$ 200
Chrome Finish (Bariatric models)		\$ 200
Powder Coat - Standard		n/c
Powder Coat - Premium		\$ 99

Nickel not available on Socius X



800.876.2120

812.482.9318 Fax

www.versteel.com

2332 Cathy Lane Jasper, Indiana 47546 ©2014 Versteel

SPL 14

All prices are delivered list price effective with date printed on cover and supersedes all other published price lists. VERSTEEL reserves the right to change prices or specifications without prior notice. Orders are accepted subject to price prevailing at time of shipment.