

TABLES  
Personal Workstations  
ODIS  
Performance  
Elements  
Conference  
TOD  
Vela  
Entourage  
Study Carrels  
Personal Workstation  
Brattice  
Interplay  
TIM  
PLT  
Interplay  
Tier Tables  
Auxiliary Product  
Wave  
Vela







DELIVERED PRICING 01 August 2014

CURVARE TABLES (CU SERIES)

**Curvare**Round, Oval,  
Square & Rectangle**Questions?**

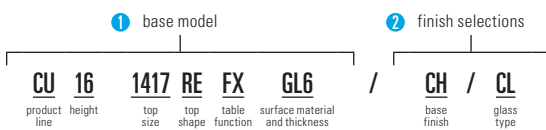
1.800.876.2120

Style	Table Description	Model #	Product Wt	Clear Glass		Frosted Glass	
				top thickness > 3/4"		3/4"	
				Powder	Chrome	Powder	Chrome
<b>Round</b>							
	20 X 16.5	<b>CU16 20RDFX</b>	34	917	1214	1295	1592
	24 X 16.5	<b>CU16 24RDFX</b>	45	1167	1445	1662	1939
	30 X 16.5	<b>CU16 30RDFX</b>	67	1533	1827	2228	2521
	20 X 22.5	<b>CU22 20RDFX</b>	37	958	1300	1336	1678
	24 X 22.5	<b>CU22 24RDFX</b>	48	1214	1535	1708	2030
	30 X 22.5	<b>CU22 30RDFX</b>	70	1582	1919	2277	2615
	20 X 29	<b>CU29 20RDFX</b>	39	1012	1395	1390	1773
	24 X 29	<b>CU29 24RDFX</b>	50	1272	1630	1766	2124
	30 X 29	<b>CU29 30RDFX</b>	72	1639	2018	2334	2714
	20 X 42	<b>CU42 20RDFX</b>	47	1081	1549	1458	1927
	24 X 42	<b>CU42 24RDFX</b>	56	1318	1782	1811	2276
	30 X 42	<b>CU42 30RDFX</b>	80	1718	2179	2412	2873
<b>Oval</b>							
	22 X 48 X 16.5	<b>CU16 2248OVFX</b>	78	1390	1700	1848	2159
<b>Square</b>							
	20 X 16.5	<b>CU16 20SQFX</b>	43	1045	1325	1469	1749
	24 X 16.5	<b>CU16 24SQFX</b>	58	1310	1602	1871	2163
	30 X 16.5	<b>CU16 30SQFX</b>	84	1767	2072	2566	2871
	20 X 22.5	<b>CU22 20SQFX</b>	46	1092	1415	1517	1839
	24 X 22.5	<b>CU22 24SQFX</b>	61	1359	1695	1920	2256
	30 X 22.5	<b>CU22 30SQFX</b>	87	1818	2170	2619	2969
	20 X 29	<b>CU29 20SQFX</b>	48	1154	1525	1578	1949
	24 X 29	<b>CU29 24SQFX</b>	63	1423	1810	1984	2372
	30 X 29	<b>CU29 30SQFX</b>	89	1886	2290	2687	3089
	20 X 42	<b>CU42 20SQFX</b>	59	1225	1651	1650	2075
	24 X 42	<b>CU42 24SQFX</b>	73	1496	1941	2057	2502
	30 X 42	<b>CU42 30SQFX</b>	99	1972	2435	2771	3236
<b>Rectangle</b>							
	14 X 17 X 16.5	<b>CU16 1417REFX</b>	30	633	930	762	1058
	16 X 20 X 16.5	<b>CU16 1620REFX</b>	35	764	1042	934	1211
	21 X 25 X 16.5	<b>CU16 2125REFX</b>	53	1020	1313	1304	1597
	14 X 17 X 22.5	<b>CU22 1417REFX</b>	32	674	1016	803	1145
	16 X 20 X 22.5	<b>CU22 1620REFX</b>	37	811	1132	981	1302
	21 X 25 X 22.5	<b>CU22 2125REFX</b>	56	1069	1406	1353	1691
	14 X 17 X 29	<b>CU29 1417REFX</b>	35	728	1111	856	1240
	16 X 20 X 29	<b>CU29 1620REFX</b>	40	869	1227	1039	1397
	21 X 25 X 29	<b>CU29 2125REFX</b>	58	1126	1505	1411	1790
	14 X 17 X 42	<b>CU42 1417REFX</b>	42	797	1264	925	1393
	16 X 20 X 42	<b>CU42 1620REFX</b>	45	914	1379	1084	1549
	21 X 25 X 42	<b>CU42 2125REFX</b>	67	1204	1665	1488	1949

**Sample Product  
Number Construction:**

① Choose your base model.

② Specify the finish selections.



A **CU16 1417REFX GL6** is a Curvare series 14" x 17" rectangle table with a 3/4" thick glass top.

The codes **CH / CL** specifies a Chrome base with clear glass.



800.876.2120

812.482.9318 Fax

[www.versteel.com](http://www.versteel.com)

2332 Cathy Lane Jasper, Indiana 47546 ©2014 Versteel

TPL 14

All prices are delivered list price effective with date printed on cover and supersedes all other published price lists. VERSTEEL reserves the right to change prices or specifications without prior notice. Orders are accepted subject to price prevailing at time of shipment.