



INDOOR



LOUNGE

LOUNGE



WING

DESIGN BY BELTA FOR JANE HAMLEY WELLS

1	SOFA, 5P
DIMENSIONS (IN)	101.6W x 39.0D x 33.1H/15.7 Seat Height
ITEM NUMBER	9885P
FABRIC	14.5 yards

MATERIALS: Foam covered solid wood frame, upholstery, stainless or lacquered steel legs

Specify base: Stainless steel sled (P-79), lacquered iron 4-leg (P-80)

Specify lacquered iron finish: Black, white

Fabric options: C.O.M., C.O.L., or graded fabrics available

View color swatches under INFORMATION

View all WING options on reverse

2	CHAISE
DIMENSIONS (IN)	39.0W x 72.8D x 33.1H/15.7 Seat Height
ITEM NUMBER	988CH
FABRIC	9 yards

Belta reserves the right to make minor design changes and to discontinue furniture items, materials and/or colors without notice. Printed colors cannot be guaranteed for accuracy.

Jane Hamley Wells

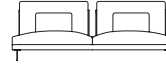
773 227 4988 telephone
773 227 4986 facsimile
www.janehamleywells.com
info@janehamleywells.com

**OVERALL DIMENSIONS**

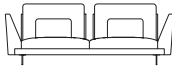
ARM WIDTH: 5.1-8.7 IN
 DEPTH: 39.0 IN
 HEIGHT: 33.1 IN
 SEAT HEIGHT: 15.7 IN
 ARM HEIGHT: 26.8 IN

**SOFA, 5P**

WIDTH: 101.6 IN
 FABRIC: 14.5 YDS
 ITEM CODE: 9885P

**ARMLESS SECTIONAL, 5S**

WIDTH: 91.7 IN
 FABRIC: 13 YDS
 ITEM CODE: 9885S

**SOFA, 4P**

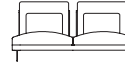
WIDTH: 89.8 IN
 FABRIC: 14 YDS
 ITEM CODE: 9884P

**ARMLESS SECTIONAL, 4S**

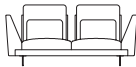
WIDTH: 79.9 IN
 FABRIC: 12 YDS
 ITEM CODE: 9884S

**SOFA, 3P**

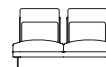
WIDTH: 78.0 IN
 FABRIC: 12.5 YDS
 ITEM CODE: 9883P

**ARMLESS SECTIONAL, 3S**

WIDTH: 68.1 IN
 FABRIC: 10.5 YDS
 ITEM CODE: 9883S

**SOFA, 2P**

WIDTH: 70.1 IN
 FABRIC: 11.5 YDS
 ITEM CODE: 9882P

**ARMLESS SECTIONAL, 2S**

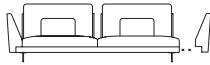
WIDTH: 60.2 IN
 FABRIC: 10 YDS
 ITEM CODE: 9882S

**ARMCHAIR**

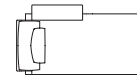
WIDTH: 45.3 IN
 FABRIC: 8 YDS
 ITEM CODE: 9881P

**ARMLESS SECTIONAL, 1S**

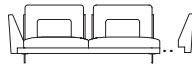
WIDTH: 33.9 IN
 FABRIC: 6 YDS
 ITEM CODE: 9881S

WING DESIGN BY BELTA FOR JANE HAMLEY WELLS**1-ARM SECTIONAL, M5**

ARM WIDTH: 96.5 IN
 FABRIC: 13.5 YDS
 ITEM CODE: 988M5

**CHAISE**

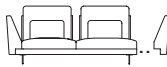
WIDTH: 39.0 IN
 DEPTH: 72.8 IN
 FABRIC: 9 YDS
 ITEM CODE: 988CH

**1-ARM SECTIONAL, M4**

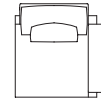
WIDTH: 84.6 IN
 FABRIC: 13 YDS
 ITEM CODE: 988M4

**OTTOMAN**

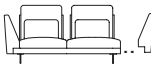
WIDTH: 34.3 IN
 DEPTH: 34.3 IN
 FABRIC: 4 YDS
 ITEM CODE: 988PF

**1-ARM SECTIONAL, M3**

WIDTH: 72.8 IN
 FABRIC: 11.5 YDS
 ITEM CODE: 988M3

**CORNER**

WIDTH: 39.0 IN
 DEPTH: 39.0 IN
 FABRIC: 7 YDS
 ITEM CODE: 988RI

**1-ARM SECTIONAL, M2**

WIDTH: 65.0 IN
 FABRIC: 10.5 YDS
 ITEM CODE: 988M2

**1- ARM SECTIONAL, M1**

WIDTH: 39.0 IN
 FABRIC: 7.0 YDS
 ITEM CODE: 988M1