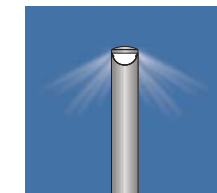




Notch L.E.D. Bollard

Scale: 1/8 inch = 1 foot



Construction

- Die-cast aluminum housing
- Stainless steel fasteners
- Completely sealed optic chamber

Lamping/Optics

- (12) 5500K white LEDs mounted to 2 individual metal core PC boards
- High performance precision formed reflector

LED Benefits

- Long operating life, 70% lumen maintenance at 50,000 hours
- Instant on – less than 100 nano seconds
- No mercury, UV (ultra-violet) or IR (infra-red)
- Reduced maintenance cost
- Cold start capable (-40° C)
- Ideal for emergency circuiting

Finish

- High quality polyester powder coat finish (click here for details)

Certifications

- UL and ULC listed



Ordering Matrix

For details and specifications, see our website at www.selux.com/usa

Series | **NT** Notch LED Bollard

Height | **2** Two Feet | **3** Three Feet | **4** Four Feet

Lamping LED | **L012** 36W 5500K white LEDs

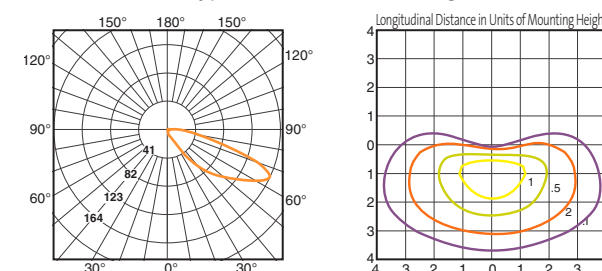
Finish | **BK** Black | **WH** White | **BZ** Bronze | **SV** Silver | **SP** Specify RAL#

Voltage | **120** | **208** | **230** | **240** | **277** | **347***

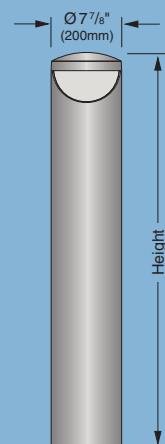
* Requires transformer

Photometry

NT-4-L012 (Type IV Semi-Cutoff/mounting ht. = 4')



NT - 4



Scale 1 : 30