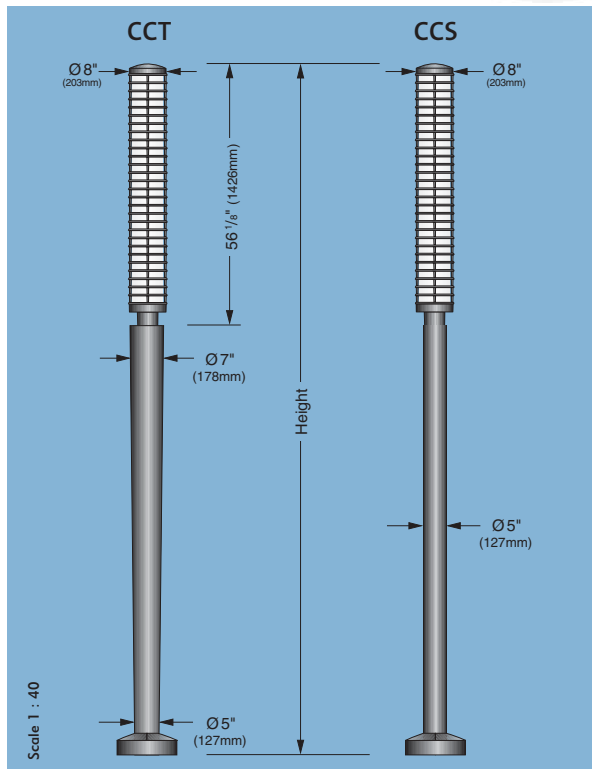



# Corral<sup>fi</sup> Column



se'lux®

Scale: 1/8 inch = 1 foot



## Construction

- Die-cast aluminum top and column fitter
- UV-stabilized polycarbonate shielding surrounded by protective Corralfi rings

## Lamping

- 1, 2, 3 or 4- T8 fluorescent 32 watt lamps

## Design Options

- Mount above grade with base cover or below grade for smooth column transition from ground

## Finish

- Multi-step process, high quality polyester powder coat finish (CLICK HERE FOR DETAILS)

## Certifications

- UL and ULC listed
- ASTM and PCI for finish

## Ordering Matrix

For details and specifications, see current spec sheet (CLICK HERE)

**Series** | CCT Corralfi Column Tapered | CCS Corralfi Column Straight

**Height** | 12 Twelve Feet | 14 Fourteen Feet

**Lamping Fluorescent** | 1T8 1x F032T8 | 2T8 2x F032T8 | 3T8 3x F032T8 | 4T8 4x F032T8

**Finish** | BK Black | WH White | BZ Bronze | SV Silver | SP Specify RAL#

**Voltage** | 120 | 277 | 347

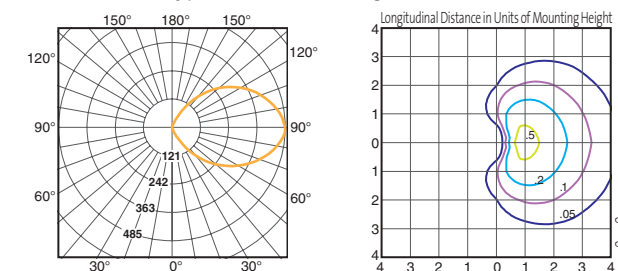
**Options** | REC GFCI Receptacle

CLICK HERE FOR LAMP INFO.

## Photometry

## Lamping/Distribution Options

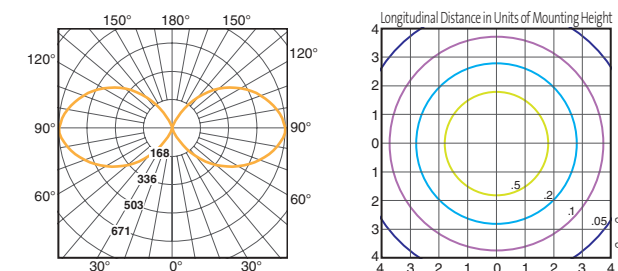
**CCT-1T8** (Type IV Non-Cutoff/height = 12')



- 1T8**
- Light directed in one direction only

- 2T8**
- Light directed in two opposite directions

**CCT-4T8** (Type V Non Cutoff/height = 12')



- 3T8**
- Light directed in three directions

- 4T8**
- Light directed evenly in all directions