


Triangular Column

se'lux®



Project: _____

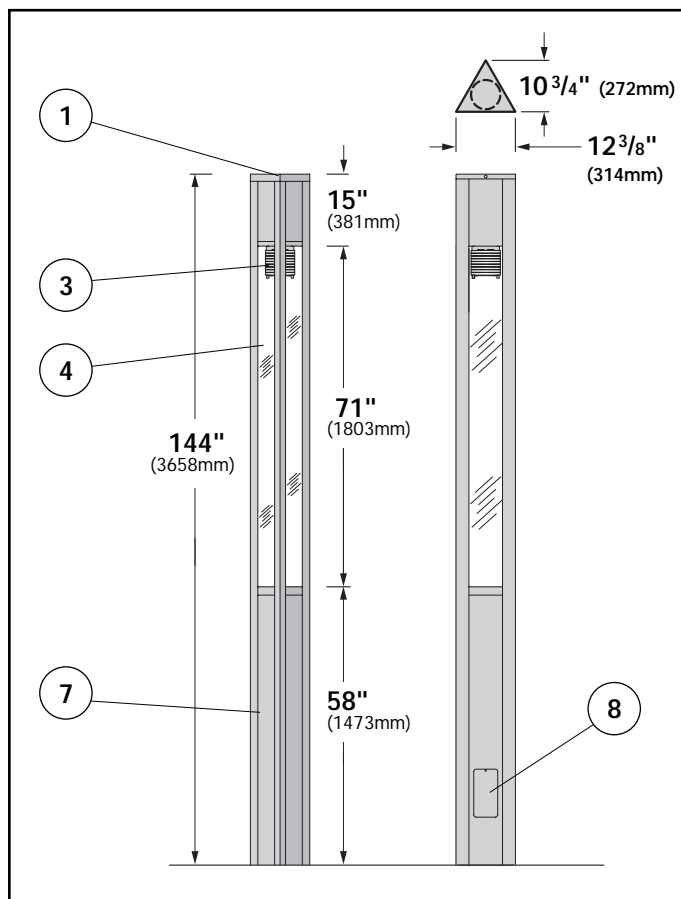
Type: _____ Qty: _____

TC - 12 - Fixture Series - Shielding - Mounting - Lamp Type/ Wattage - Finish - Voltage - Option

Series	Shielding	Height	Lamp Type / Wattage		Finish	Voltage
TC Triangular Column	SP Type V Silver Louver	12 12 feet	<u>Metal Halide</u>		WH White	120
	WP Type V White Louver		<u>HPS</u>		BK Black	208
	MR Type V MTR* 150 Refractor		H050** 50w	S050** 50w	BZ Bronze	240
			H070 70w	S070 70w	SV Silver	277
			H100 100w	S100 100w	SP Specify RAL#	347

* US Patent No. 4,669,034

** Only available in 120v and 277v



1. Fixture Cover - Die-cast aluminum cover is gasketed and removable to allow access for relamping.

2. Gasketing - Continuous gaskets provide weather-proofing, dust, and insect control at all fixture connections.

3. Shielding - Select Type V Silver Louver, White Louver, or MTR 150 Refractor. Pulse rated porcelain, medium base socket is mounted to die-cast aluminum socket cup for maximum heat dissipation and is pre-wired to ballast. Socket cup is attaches with two stainless steel screws and is easily removable for relamping.

4. Clear Lens - Flush tempered glass lens, interior space provided with high reflectance white finish.

5. Lamp (not shown) - One coated, base up, medium base ED-17 metal halide up to 100w or high pressure sodium up to 100w. Lamp provided by others.

6. Electrobloc (not shown) - Electronic ballast located and accessed through handhole. Consult factory for more detailed ballast information.

7. Column Profile - Extruded 6063-T5 aluminum.

8. Access Door - Flush aluminum hand hole cover with stainless steel, vandal resistant fasteners.

Exterior Luminaire Finish - SELUX utilizes a high quality Polyester Powder Coating. All SELUX luminaires and poles undergo a five stage intensive pretreatment process where product is thoroughly cleaned, phosphated and sealed. SELUX powder coated products provide excellent salt and humidity resistance as well as ultra violet resistance for color retention. All products are tested in accordance with test specifications for coatings from ASTM and PCI.

Standard exterior colors are White (WH), Black (BK), Bronze (BZ), and Silver (SV). RAL colors (SP) are available, please specify RAL#.

SELUX Corp. © 2005
PO Box 1060, 5 Lumen Lane
Highland, NY 12528
TEL: (845) 691-7723
FAX: (845) 691-6749
E-mail: seluxus@selux.com
Web Site: www.selux.com/usa
TC-0705-01 (ss-V1.01)



**Union Made
Affiliated with
IBEW Local 363**

In a continuing effort to offer the best product possible, we reserve the right to change, without notice, specifications or materials that in our opinion will not alter the function of the product. Specification sheets found at www.selux.com/usa are the most recent versions and supersede all other printed or electronic versions.

Triangular Column



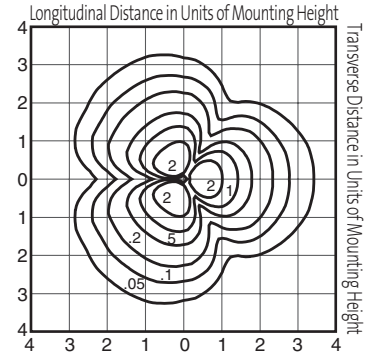
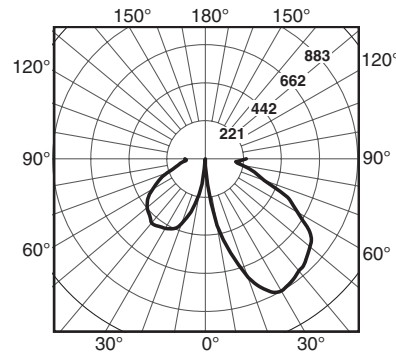
Photometry

Silver Louver with 70w Metal Halide

Catalog # TC-SP-H070-012
Report # 55707

- Maximum candela of 883 at 30° from vertical.
- IES classification - Type III Non-Cutoff

NOTE: Light levels above 90° not measured due to fixture size.



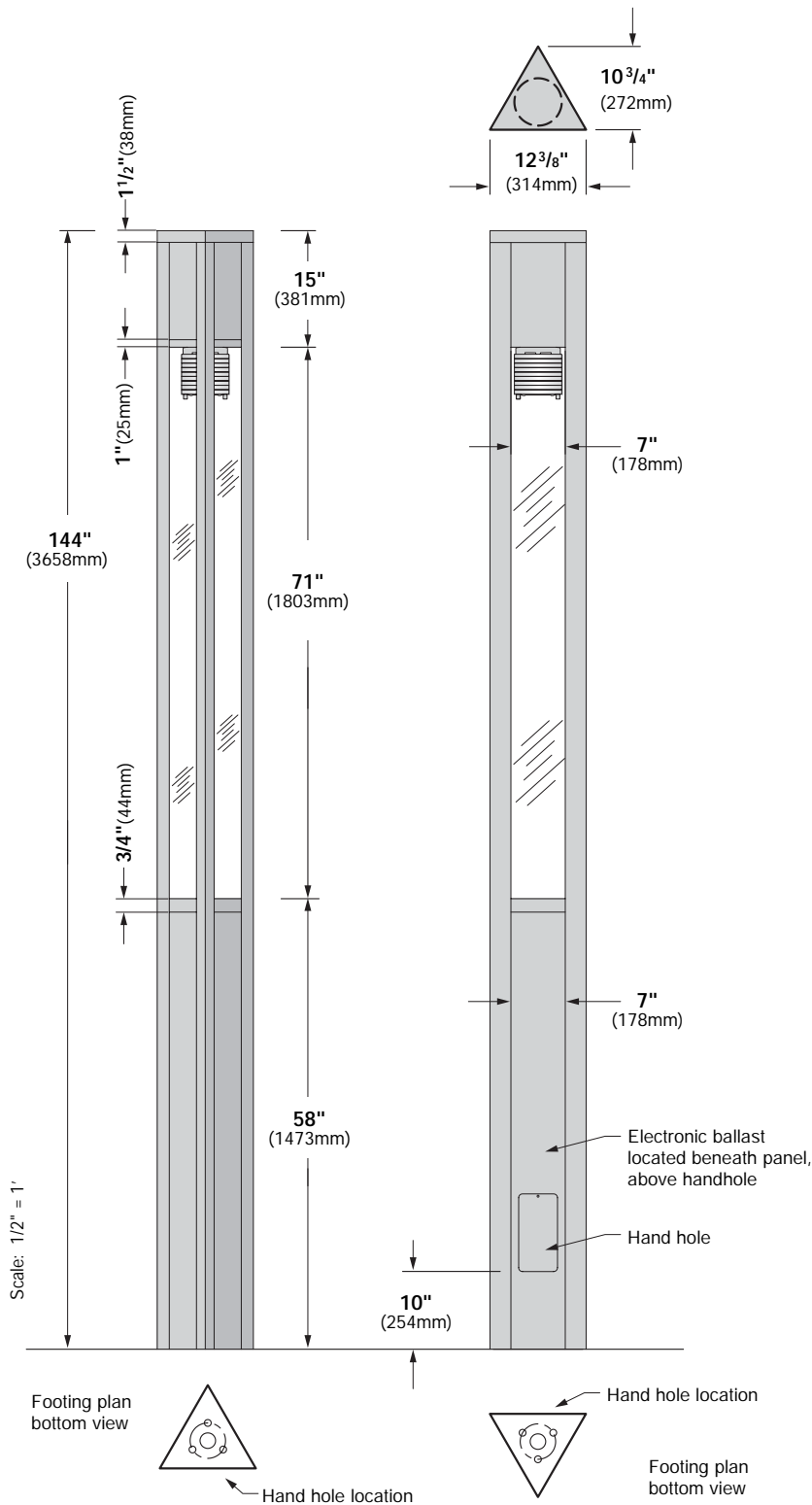
HID Lamp Prorate Table (ED-17 Coated, Base-Up Lamp)

High Pressure Sodium			Metal Halide		
Wattage	Factor	Initial Lumens	Wattage	Factor	Initial Lumens
50	0.47	3700	50	0.44	3400
70	0.74	5800	70	0.64	5000
100	1.13	8800	100	1.00	7800

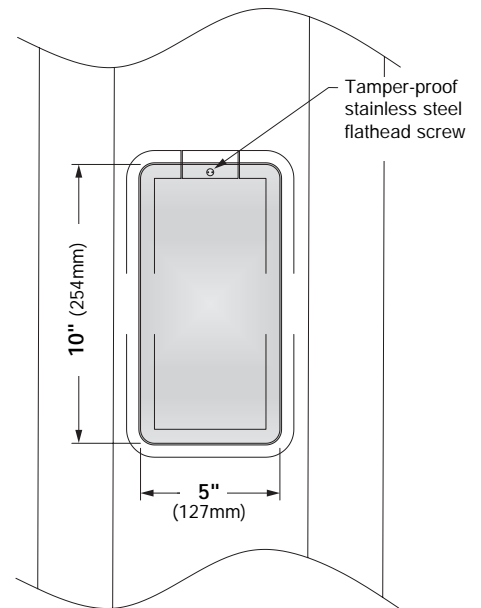
Triangular Column

se'lux®

Profile



Hand Hole Detail



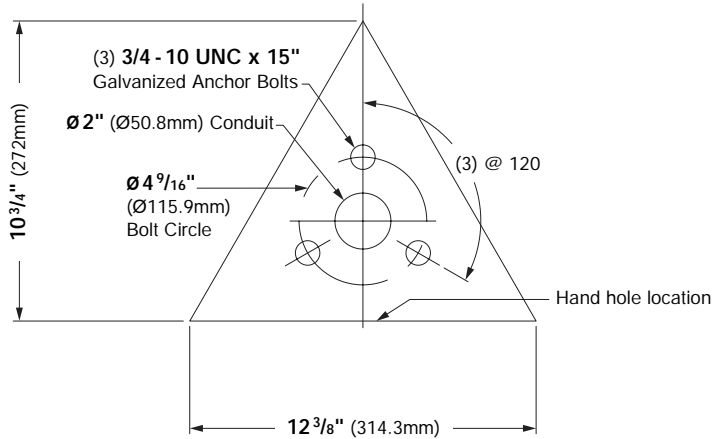
In a continuing effort to offer the best product possible, we reserve the right to change, without notice, specifications or materials that in our opinion will not alter the function of the product. Specification sheets found at www.selux.com/usa are the most recent versions and supersede all other printed or electronic versions.

Triangular Column

se'lux®

Bolt Circle

Use caution when setting anchor bolts. Bolts must be vertically straight and centered on dimensions shown.



Note: Adequate drainage must be provided in concrete foundation or grout.

Anchor Bolt Detail

