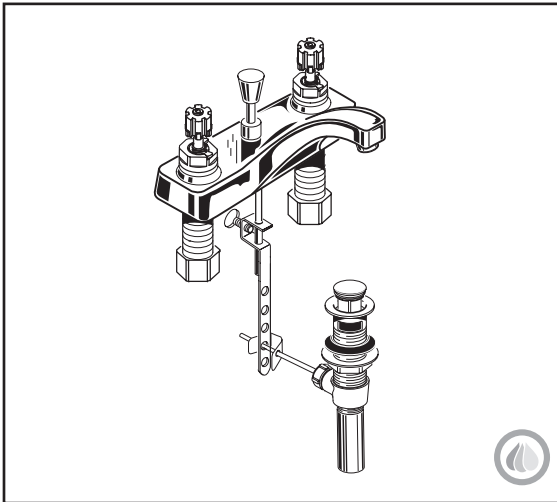


**TWO-HANDLE CENTERSET LAVATORY FAUCET
WITH CONVENTIONAL SPOUT & FACTORY INSTALLED HANDLES**

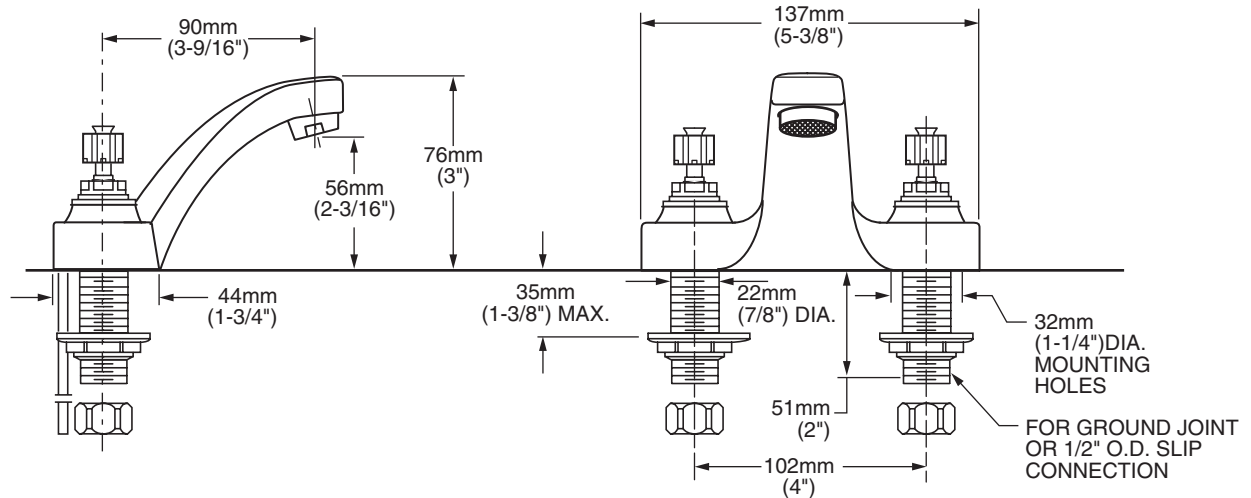


Shown without handles.

Faucet comes complete with factory installed handles.

MODEL NUMBER:

- ❑ **5401.142H Centerset Lavatory Faucet**
1.5 gpm pressure compensating aerator.
Metal Lever Handles. Metal pop-up drain.
- ❑ **5401.172H Centerset Lavatory Faucet**
1.5 gpm pressure compensating aerator.
Brass Wrist Blade Handles. Metal pop-up drain.



GENERAL DESCRIPTION:

Durable cast brass construction. Amaris 1/4 turn washerless ceramic disc valve cartridges. One-half inch male inlet shanks with brass coupling nuts and shank nuts. All brass drain bodies with 1-1/4" (32mm) tailpieces. 1.5 gpm/5.7L/min. maximum flow rate.

PRODUCT FEATURES:

Pressure Compensating Aerator: Provides a constant water flow of 1.5 gpm throughout the pressure range.

Solid Brass Construction: Durable - Excellent in high use applications. Ideal for prolonged contact with water.

Ceramic Disc Valve Cartridges: Assures a lifetime of drip-free performance.

Low Lead: Meets NSF Standard 61/Section 9 & Prop 65 lead requirements.

Factory Installed Handles: Simplifies installation.

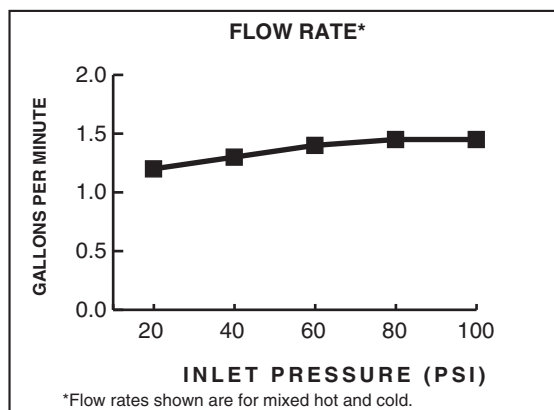
SUGGESTED SPECIFICATION:





4" centerset lavatory faucet shall be cast brass construction with all brass shank nuts and coupling nuts. Shall feature water-conserving 1.5 gpm/5.7L/min. pressure compensating aerator. Shall also feature 1/4 turn washerless ceramic disc valve cartridges. Fitting shall be American Standard Model # 5401.____.002 .

CODES AND STANDARDS

These products meet or exceed the following codes and standards:

ASME A112.18.1
CSA B 125
NSF 61/Section 9



		Product Number	Description	Finish
				Polished Chrome
				002
		5401.142H	Centerset lavatory faucet. 1.5 gpm/5.7L/min pressure compensating aerator. Metal Lever Handles. Metal pop-up drain.	
		5401.172H	Centerset lavatory faucet. 1.5 gpm/5.7L/min pressure compensating aerator. Brass Wrist Blade Handles. Metal pop-up drain.	



MEETS THE AMERICANS WITH DISABILITIES ACT GUIDELINES
AND ANSI A117.1 REQUIREMENTS FOR ACCESSIBLE AND
USABLE BUILDING FACILITIES-CHECK LOCAL CODES

Other Aerators Available:

Part Suffix	Description
V15	1.5 gpm Pressure Compensating Vandal-Resistant Aerator
L15	1.5 gpm Pressure Compensating Laminar Flow
LV15	1.5 gpm Pressure Compensating Vandal-Resistant Laminar Flow Outlet
V05	0.5 gpm Pressure Compensating Vandal-Resistant Spray