


MTR 90

se'lux®

Scale: 1/4 inch = 1 foot



Ordering Matrix

For details and specifications, see current spec sheet ([CLICK HERE](#))

Series | B90 MTR 90 Bollard | W90 MTR 90 Wall Mount

Height | 2 Two Feet | 3 Three Feet | 4 Four Feet | or Specify Custom Height | for Wall Mount choose W90

Lamping Compact Fluorescent | T13 13w Twin Tube | Q18 18w Quad | Q26 26w Quad

Finish | BK Black | WH White | BZ Bronze | SV Silver | SP Specify RAL#

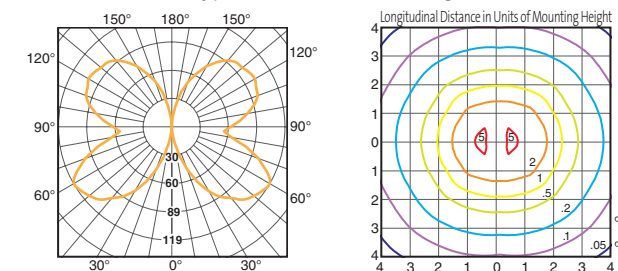
Voltage | 120 | 277 | 347

Options | HS House Side Shield (180°)

[CLICK HERE FOR LAMP INFO.](#)

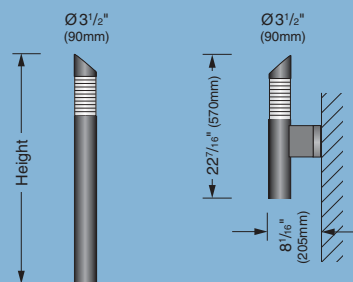
Photometry

B90-3-Q26 (Type V Non-Cutoff/mounting ht. = 3')



B90

W90



Scale 1 : 30

Construction

- Die-cast aluminum cover secures to extruded aluminum column
- Mounts directly to hot-dipped galvanized burial tube

Lamping/Optics

- 13 watt twin tube or 18 or 26 watt quad tube compact fluorescent
- Patented acrylic MTR Rings reduce glare and enhance visual comfort

Design Options

- Matching wall sconce available
- House Side Shield option

Finish

- High quality polyester powder coat finish ([CLICK HERE FOR DETAILS](#))

Certifications

- UL and ULC listed
- IP 54
- ASTM and PCI for finish