

January 3, 2011

Updated December 3, 2014

800-424-2432







# Contents

Refer to KI Terms & Conditions document or visit [ki.com](http://ki.com).

	Shelf/Shelf with Outriggers (Delivered Pricing)	146
<hr/>		
<b>Ordering C.O.M., C.O.L., and C.O.V.</b>		
Bonduel, Green Bay, Ontario, and Tupelo	2	
Shipping Location	4	
<hr/>		
<b>360® Classroom Furniture</b> General Information	6	
Torsion® Seat (Delivered Pricing)	8	
Torsion® Seat (Freight Excluded Pricing)	10	
Intellect Wave® (Delivered Pricing)	12	
Intellect Wave™ (Freight Excluded Pricing)	14	
Intellect Wave® (Delivered Pricing)	16	
Intellect Wave® (Freight Excluded Pricing)	18	
Strive® (Delivered Pricing)	20	
Strive™ (Freight Excluded Pricing)	22	
Strive® (Delivered Pricing)	24	
Strive™ (Freight Excluded Pricing)	22	
Accessories (Delivered Pricing)	28	
Accessories (Freight Excluded Pricing)	30	
<hr/>		
<b>Dorsal® 1090 Chairs</b> General Information	32	
Unupholstered - Armless and Tablet Arm	34	
Unupholstered - Oversized and Laptop Tablet Arm	36	
Upholstered - Armless and Tablet Arm	38	
Upholstered - Oversized and Laptop Tablet Arm	40	
<hr/>		
<b>Intellect® Classroom Furniture</b> General Information	42	
Chairs	44	
Double-Entry Desks	46	
Desks	48	
ADA Desks	52	
Accessories	54	
<hr/>		
<b>Intellect Wave® Classroom Furniture</b> General Information	56	
Cantilever Chair	62	
4-Leg Chair	66	
Music Chair	70	
4-Leg Chair with Casters	72	
Task Chair	74	
Task Stool	76	
Cafe Stool	78	
Dolly	80	
Cantilever Desk	82	
4-Leg Desk	86	
Trapezoid Desk	90	
Tripod Desk	94	
Two Student Desk	96	
Combination Desk	98	
Double Entry Desk	100	
XL Double Entry Desk	102	
Tablet Arm Chair	104	
<hr/>		
<b>Ivy League™ Classroom Furniture</b> General Information	108	
Series 10 Posture Chairs	112	
Series 20 Open-Front Desk	114	
Series 30 Lift-Lid Desk	116	
Series 40 Study Desk	118	
Series 56 Combination Desk	120	
Series 58 Double Entry Desk	122	
Series 60 Trapezoid Desk	124	
Series 61 Combination Desk	126	
Series 90 Tablet Arm Chair	128	
Series ST Stools	130	
<hr/>		
<b>Instruct® Classroom Furniture</b>		
Specifications	132	
All Terrain® Instructor's Desk	134	
All Terrain® Mobile Instructor's Desk	136	
700 Series® Instructor's Desk	138	
WorkZone® Instructor's Desk	140	
<hr/>		
<b>All Terrain® Binder Towers</b>		
Pencil/Shelf/File with Outriggers (Delivered Pricing)	142	
Shelf/File with Outriggers (Delivered Pricing)	144	

**Index** 148

# Ordering C.O.M., C.O.L., and C.O.V.

Bonduel, Green Bay, Ontario, and Tupelo

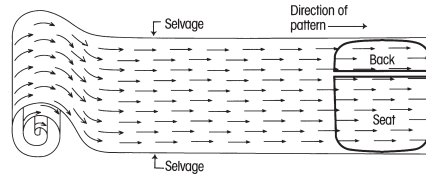
## How to Specify C.O.M. Upholstery

Textile designs often have intricate patterns. Not all individuals will interpret fabric direction in the same manner.

As a standard procedure, KI cuts fabrics off the roll in a horizontal fashion as shown in Diagram A at the right. By cutting in this fashion, most waste is eliminated. Our requirements for yardage in this book are based on this type of cutting. When directional or patterned fabrics are used, they often require more yardage than solid colors.

By providing KI with a completely filled-out copy of the form on this page, we will be able to expedite your order. We find it particularly helpful with directional or patterned upholstery material. It is critical that copies of this form accompany test quantities as well as production quantities of C.O.M.

C.O.M. must be supplied in continuous yardage.



## C.O.M., C.O.L. and C.O.V. Testing

KI will require for testing actual yardage to upholster one chair. The testing requirements depend on which chair you have selected on your order.

Test samples will be applied to the order and will be held for 6 months if needed. After 6 months, the sample can no longer be applied to your order. For all products to be tested, send test samples for approval to:

**KI**  
**Attn: C.O.M. Specialist**  
**1687 Westminster Drive, Gate 3**  
**Green Bay WI 54302**

To expedite the procedure, attach a copy of the "C.O.M. Information Form" on this page.

All C.O.M., C.O.L. and C.O.V. must be labeled with the purchase order number.

## C.O.M., C.O.L. and C.O.V. Production

Customer's fabrics and leathers must be approved prior to acceptance for production. Upon test approval, a 1" square sample swatch of upholstery material must accompany the order. KI assumes no responsibility for wear, defects or performance of customer's own fabrics, vinyl or leather. C.O.M., C.O.L. and C.O.V. orders are available on a deferred delivery basis.

Orders for production of C.O.M., C.O.L. and C.O.V. upholstered products are not scheduled for processing until upholstery material is received. Upon receipt, KI will provide an acknowledgement and an estimated shipping date.

KI recommends that leather be ordered in yardage. Leather must be usable. The outer edges cannot be calculated as square feet or yardage.

The C.O.M., C.O.L. and C.O.V. yardage requirements accompanying products in the pricing section are for 10 chairs/seats or less, 54" wide nondirectional material. On larger orders, less material is required.

For exact production yardage requirements, call 1-800-424-2432, ext. 2707.

## C.O.M., C.O.L. and C.O.V. Order Processing

For products shipped from Green Bay, WI facility, ship upholstery material to:

**KI**  
**Attn: C.O.M. Storage**  
**1687 Westminster Drive, Gate 3**  
**Green Bay, WI 54302**

For products shipped from Tupelo, MS facility ship material to:

**KI Tupelo**  
**Attn: C.O.M. Storage**  
**2112 South Green Street**  
**Tupelo, MS 38801**

For products shipped from Bonduel, WI facility, ship material to:

**KI**  
**Attn: C.O.M. Storage**  
**204 West South Street**  
**Bonduel, WI 54107**

For products shipped from Ontario, CA facility, ship material to:

**Avail/Impress/Kismet/Medical & Laboratory Stools/Pilot**  
**Attn: C.O.M. Storage**  
**1110 S. Mildred Ave.**  
**Ontario, CA 91761**

## Intricate Patterns

In the event of specific requirements for positioning of intricate patterns or pattern repeats on seats and backrests, provide a sketch noting requirements, as in Diagram B, along with materials for testing, and with the order.

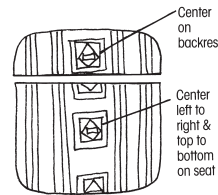


Diagram B

## Treated Materials

If C.O.M. requires processing such as Scotchgard® or acrylic backing, it often shrinks. To prevent delays in delivery or back ordering due to shrinkage, please have your processor remeasure after processing and assure adequate yardage shipment.

## Split Orders

If a portion of the shipment which does not require C.O.M., C.O.L. or C.O.V. applications is to be processed and shipped early, KI will enter the order immediately at your request. These split shipments are subject to minimum order changes.

Contact the C.O.M. Specialist at 1-800-424-2432, ext. 2707, with questions or to verify a split order.

## Excess Upholstery Material

KI will dispose of excess upholstery material at the time of shipment unless expressly requested to return it with the product shipment.

## Cancelled or Changed Orders

KI assumes no responsibility for extra C.O.M., C.O.L. or C.O.V. material due to a change of upholstery or cancellation of an order. It is the customer's responsibility to arrange for return of this material.

## C.O.M., C.O.L. and C.O.V. Information Form

A copy of this form should accompany test requests and production orders. Please fill it out completely, and, if your order has been acknowledged, provide the acknowledgement number.

Purchasing Agent (Dealer or buying organization) \_\_\_\_\_  
 Attention \_\_\_\_\_  
 Address \_\_\_\_\_  
 City \_\_\_\_\_ State \_\_\_\_\_ Zip \_\_\_\_\_  
 Project Name \_\_\_\_\_  
 Type of seating and number of units of each type \_\_\_\_\_

Please see information below and check the appropriate box.

Submitted for testing.

Test approved. Submitted for production.

Purchase Order Number \_\_\_\_\_

KI Acknowledgement Number \_\_\_\_\_

In all instances, send this form to the C.O.M. Specialist.

A Selvage Top and Bottom




B Selvage Side and Side





# Ordering C.O.M., C.O.L., and C.O.V.

Bonduel, Green Bay, Ontario, and Tupelo



# Ordering C.O.M., C.O.L., and C.O.V.

## Shipping Location

### C.O.M. SHIPPING LOCATION



<b>Architectural Walls</b>	Universal Overheads..... MN	Kismet Task/Guest Chairs & Stools..... OM
Genius Walls..... MN	Wireworks..... MN	Kurv Benches..... HN
<b>Casegoods</b>	Unite..... MN	LaResta Day Beds..... HN
Dante Benches..... AG	<b>Residence Hall Furniture</b>	Maestro Stack Chairs..... GB
Darwin Tackboards..... MN	RoomScape Furniture..... MN	Matrix Stack Chairs..... GB
Aristotle Tackboards..... MN	<b>Screens</b>	Medical & Laboratory Stools..... OM
<b>Classroom Furniture</b>	True/Volition..... KP	Mesa Lounge & Task Seating..... HN
360° Classroom Furniture..... BW	Genesis..... KP	MI6 Nesting Chairs..... TM
Intellect Wave Chairs..... GB	<b>Seating</b>	MyWay Seating..... HN
Dorsal 1090 Chairs..... GB	100 Series Folding Chairs..... BW	Neena Benches..... HN
Dorsal Student Desks..... GB	300 Series Folding Chairs..... BW	OnTask..... OM
Learn2..... GB	600 Series Stools..... BW	Opt4..... GB
<b>Desking</b>	700 Series Folding Chairs..... BW	Perry Stack Chairs..... GB
700 Series Desking..... KP	1000 Series..... GB	Perth Multiple & Healthcare Seating..... HN
Balance Overheads..... MN	Aerdyn Guest Seating..... HN	Perth II Healthcare Seating..... HN
Genesis Desking..... MN	Affina Collection..... HN	Pilot Task Chairs..... OM
True Desking..... KP	Arisa Lounge..... HN	Piretti 2000 Series Seating..... GB
Universal Overheads..... MN	Aston Guest Seating..... HN	Piretti Stack Chairs..... GB
WorkZone Desking..... MN	Altus Task Chairs..... TM	Promenade Seating System..... BW
<b>Files &amp; Storage</b>	Auditorium Folding Chairs..... BW	Quatro Guest Seating..... HN
700 Series Pedestal Cushion..... GB	Avail Task Chairs..... OM	Rapture Stack Chairs & Stools..... GB
U-Series Pedestal Cushion..... GB	Bantam Guest Seating..... HN	Relax Lounge Seating..... HN
<b>Fixed Seating</b>	Briar Multiple & Healthcare Seating..... HN	Rose Healthcare..... BW
Concerto Auditorium Seating..... BW	Cinturon Lounge & Professional Seating.. HN	Sela Lounge Seating..... HN
Single Pedestal Seating..... GB	Cody Lounge Seating..... HN	Silhouette Stack Chairs & Stools..... BW
Jury Base Seating..... GB	Dorsal Stack & Tandem Seating..... GB	Soltice Multiple, Healthcare & Guest..... HN
Lancaster Auditorium Seating..... BW	Engage Task Chairs & Stools..... GB	Soltice II Healthcare Seating..... HN
Sequence Seating..... GB	Flex Multiple & Healthcare Seating..... HN	Strive Multiple, Stack & Task..... GB
University Seating..... GB	Front Row Seats (Silk Screening)..... BW	Tea Cup Lounge Seating..... HN
<b>Panel Systems</b>	GateOne Public Seating..... BW	Three Multiple, Healthcare & Lounge..... HN
All Terrain..... KP	Grand Salon Lounge Seating & Benches.. HN	Three II Healthcare Seating..... HN
Balance Overheads..... MN	Grazie Seating..... GB	Torsion-on-the-Go! Nesting Chairs..... GB
System 3000..... MN	Hub Modular Lounge Seating..... HN	Torsion Air Stack and Task Seating..... GB
	Impress Task Chairs..... OM	Torsion Stack and Task Seating..... GB
	Impress Ultra Task Chairs..... OM	Versa Stack Chairs & Stools..... GB
	Jessa Lounge Seating..... HN	<b>Site Furnishings</b>
		Logix..... BW

### KI Manufacturing Sites - Customer's Own Material Shipment Manufacturing Site Addresses

<u>AG</u> Contact KI at 1-800-424-2432	<u>GB</u> KI Green Bay Attn: COM Storage 1687 Westminster Drive - Gate 3 Green Bay, WI 54302	<u>HN</u> KI-HN Attn: COM Storage 217 Feld Avenue High Point, NC 27263	<u>KP</u> KI Pembroke Attn: COM Storage 1000 Olympic Dr. Pembroke, Ontario K8A6X7	<u>MN</u> KI Manitowoc Attn: COM Storage 1400 S. 41st St. Manitowoc, WI 54220
<u>BW</u> KI Bonduel Attn: COM Storage 204 West South St. Bonduel, WI 54107	<u>KI Crossroads</u> Attn: Kira Banfill 280 North Road Clinton County Industrial Park McElhattan, PA 17748	<u>OM</u> Impress/Impress Ultra/Avail/ Kismet/Medical Stools/Pilot Attn: COM Storage 1110 S. Mildred Ave. Ontario, CA 91761	<u>TM</u> KI Tupelo 2112 South Green St. Tupelo, MS 38804	



Ordering C.O.M., C.O.L., and C.O.V.  
Shipping Location



# 360°<sup>®</sup> Classroom Furniture

## General Information



**Torsion® Seat  
(360T)**



**Intellect Wave™  
(360I)**



**Strive®  
(360S)**

### Features

High-pressure laminate top	•	•	•
14-gauge steel frame	•	•	•
Weight activated rear rollers	•	•	•
Depth adjustable top	•	•	•
Height adjustable seat	•	•	•
Swivel seat	•	•	•
Articulating back rest	•	•	•
Upholstered option	•	•	•
Auto seat return option	•	•	•
Accepts book box (square or rect tops only)	•	•	•

### Dimensions

Overall width	24"	24"	24"
Overall depth - with rectangular top	38" - 42"	36" - 40"	37" - 41"
Overall depth - with square & round top	40" - 44"	38" - 42"	39" - 43"
Worksurface height	30"	30"	30"
Worksurface dimensions - rectangular	24"W x 20"D	24"W x 20"D	24"W x 20"D
Worksurface dimensions - square	24"W x 24"D	24"W x 24"D	24"W x 24"D
Worksurface dimensions - round	24" diameter	24" diameter	24" diameter
Seat height	16" - 20-1/2"	15" - 19-1/2"	15-1/4" - 20-1/2"
Seat dimensions	18"W x 18"D	17-1/2"W x 17"D	18"W x 18"D
Belly distance - with rectangular top	14-1/2" - 18-1/2"	15" - 19"	14-1/2" - 18-1/2"
Belly distance - with round top	11-1/2" - 15-1/2"	12" - 16"	12" - 16"
Belly distance - with square top	12-1/2" x 16-1/2"	13" - 17"	12-1/2" - 16-1/2"

### SPECIFICATIONS

#### Torsion® Seat and Backrest

Seats and backrests are molded compound curved polypropylene with a textured finish. Seat is two-piece construction. Upholstered chairs have partially exposed polypropylene surfaces. Fabric is upholstered over 9/16" foam on the backrest and 15/16" on the seat.

#### Backrest Supports

Two die-cast aluminum backrest supports attach the backrest to the Torsion® mechanism. A steel tube is cast into each backrest support for added strength.

#### Torsion® Mechanism

The back flex is achieved by the Torsion® mechanism. It consists of two flat torsion springs captured at both ends by brass bushings which in turn engage with the backrest supports. The Torsion® mechanism creates gradually increasing resistance over the full 12° of back flex.

#### Design

Designed by Giancarlo Piretti and manufactured in the USA by Krueger International, Inc. under license from Pro-Cord S.p.A.

#### Intellect Wave™ Shell

One-piece contoured shell shall be made of static-free, high-impact polypropylene. Colorfastness ensured through complete color impregnation throughout the molded part. Strength and durability shall be assured through an engineered internal structural cavity which eliminates the need for unsightly ribs on the back of the shell. Rolled edges for comfort and strength. Textured front and back. Wide, ergonomic handle molded into chair back for ease of mobility. Shell fastens to frame with six 3/16" multi-grip, high-strength steel rivets.

#### Strive® Shell

Injection-molded polypropylene backrest with integral steel cantilever springs. The

combination of the slotted polypropylene back and the spring steel provides a supportive flexing back. Springs are nominal 4.5mm diameter chrome silicon valve spring wire. The injection-molded polypropylene seat and shroud shall be attached direction to the back structure. The underseat support structure is die-formed 13-gauge steel welded to a 1" O.D. x 14-gauge tubular steel cross member. An optional upholstered back shall be constructed of molded urethane foam attached to an injection-molded polypropylene seat board, then upholstered using a draw-string process. The assembled seat pad is attached to the seat by means of hidden fasteners. An optional upholstered back shall be constructed of 1/2" thick urethane foam attached to an injection-molded polypropylene back board, then upholstered using a draw-string process. The assembled back pad is attached to the back by means of fasteners which are exposed and are color matched to the polypropylene.

#### Seat Height Adjustment

Seat height adjustment shall be available via pneumatic cylinder. Lever-controlled pneumatic height adjustment has infinite height selection within the range. Seat swivel shall be standard. An optional auto height, auto return cylinder is lever-controlled pneumatic height adjustment with infinite height selection within a range and returns seat to the highest forward position when unoccupied, leaving an orderly look to any room.

#### Worksurface

Worksurface construction shall be 3/4", 45# density, MDF worksurface with .030" laminate, .020" paper backer, and 74P edge. Square and rectangular worksurfaces shall have comfort curve on user side and 1.5" radius corners. Tops are predrilled.

Worksurface depth adjustment shall allow for 4" of belly room adjustment via holes in the spider plate and metal inserts in the worksurface.



**Wire Book Rack  
(360WBR)**



**Plastic Book Box  
(360PBR)**

**Dimensions**

Overall width	23"	23"
Overall depth	12"	12"
Worksurface height	4"	4"

**Frame**

Desk frame shall consist of one unitized welded frame consisting of a 1.00" x 3.00" x 14-gauge elliptical steel tube, 1.75" OD x 14-gauge round steel tubing, 13 ga. formed pipe, and a 0.250" thick steel plate. The 13 ga. steel tube is formed to a taper to accept the pneumatic cylinder for the seat.

**Front and Rear Rollers**

Front and rear rollers embedded in a grey TPU overmold to reduce floor marring. Front roller orientation with die-cast aluminum housing shall allow wheelbarrow type movement of desk when seat is lifted. Weight-activated rear roller orientation in die diecast aluminum housing shall allow desk rotation around worksurface column. Rear rollers compress when desk is occupied transferring the weight to three glides preventing movement. Glides will have a non-skid grey base.

**Finishes**

Metal surfaces are finished with baked-on,

electrostatically-applied, 30 sheen epoxy powder coating.

**Wire Book Rack**

Wire book rack construction is of .250" diameter steel wire.

**Plastic Book Box**

Plastic book box construction is of .150" thick thermal-formed polystyrene.

**INFORMATION**

**C.O.M. Testing and Production Requirements**

Not all materials are suitable for upholstering Torsion® or Dorsal® seats. A 1 yd. x 54" sample must be submitted and approved prior to acceptance of an order. If the fabric is directional in pattern or weave, the direction must be indicated on the submitted sample, and additional yardage may be requested.

Test samples must be sent to:

KI  
Attn: C.O.M. Specialist  
1687 Westminster Drive - Gate 3  
Green Bay, WI 54302

**Fabric Disclaimer**

Fabric will be applied as swatched by the fabric manufacturer. Fabric that is required to be applied differently than is swatched will need a Special Cost Request written specifying the direction the fabric is to be applied. The posted standard lead time will apply to the Special Cost Request.

**INFORMATION**

**Warranty**

Refer to KI Terms & Conditions document or visit [ki.com](http://ki.com)













# 360°<sup>®</sup> Classroom Furniture

Intellect Wave<sup>®</sup> (Delivered Pricing)

Approx. Packaged Weight	Delivered Pricing Unupholstered	Delivered Pricing Fabric Grade 1 & C.O.M.	Delivered Pricing Fabric Grade 2	Delivered Pricing Fabric Grade 3	Delivered Pricing Vinyl Group 2	Delivered Pricing Pallas Fabric Group P1	Delivered Pricing Pallas Fabric Group P2	Delivered Pricing Pallas Fabric Group P3	Delivered Pricing Pallas Fabric Group P4
45.0#	\$ 477								
45.0#	N/A	528	532	541	541	568	580	596	608
45.0#	N/A	568	572	580	580	608	620	635	648

**OPTIONS**

**California TB133 Fire Safety Code**

The above seating products can be manufactured using the appropriate flame-retardant materials for compliance to California Technical Bulletin 133. Add "FR" to end of model number.  
 Model=Polypropylene  
 Added Lead Time=1 week  
 Added List Price=\$20

**SPECIAL SERVICES**

**Special Carton Marking**

With specially marked information N/C

**Shipping**

Shipped **freight prepaid (delivered) f.o.b. Bonduel, Wisconsin 54107** factory. Freight class #300. Top requires 4-screw assembly on site. (See assembly instructions).

Specifications and prices are subject to change without prior notice.





# 360°<sup>®</sup> Classroom Furniture

Intellect Wave™ (Freight Excluded Pricing)

Approx. Packaged Weight	Freight Excluded Pricing Unupholstered	Freight Excluded Pricing Fabric Grade 1 & C.O.M.	Freight Excluded Pricing Fabric Grade 2	Freight Excluded Pricing Fabric Grade 3	Freight Excluded Pricing Vinyl Group 2	Freight Excluded Pricing Pallas Fabric Group P1	Freight Excluded Pricing Pallas Fabric Group P2	Freight Excluded Pricing Pallas Fabric Group P3	Freight Excluded Pricing Pallas Fabric Group P4
45.0#	\$ 394								
45.0#	N/A	445	449	457	457	485	497	512	524
45.0#	N/A	485	489	497	497	524	537	552	564

### OPTIONS

#### California TB133 Fire Safety Code

The above seating products can be manufactured using the appropriate flame-retardant materials for compliance to California Technical Bulletin 133. Add "FR" to end of model number.

Model=Polypropylene  
 Added Lead Time=1 week  
 Added List Price=\$20

### SPECIAL SERVICES

#### Special Carton Marking

With specially marked information N/C

#### Shipping

Shipped **freight excluded f.o.b. Bonduel, Wisconsin 54107** factory. Freight class #300. Top requires 4-screw assembly on site. (See assembly instructions).

Specifications and prices are subject to change without prior notice.

# 360°<sup>®</sup> Classroom Furniture

Intellect Wave<sup>®</sup> (Delivered Pricing)

	Features	MODEL NUMBER									
		Basic Model	Top Shape	Worksurface Height	Frame Color	Seat & Back Color	Laminate Color	Edge Color	Carton Code	Upholstery Color	
360IWP	Polypropylene	360IWP/SS	<input type="checkbox"/>	30"	<input type="checkbox"/>	<input type="checkbox"/>	<input type="checkbox"/>	<input type="checkbox"/>	<input type="checkbox"/>		
360IWP	Upholstered Seat	360IWU/S/SS	<input type="checkbox"/>	30"	<input type="checkbox"/>	<input type="checkbox"/>	<input type="checkbox"/>	<input type="checkbox"/>	<input type="checkbox"/>	<input type="checkbox"/>	
360WU	Upholstered Seat/Back	360IWU/B/SS	<input type="checkbox"/>	30"	<input type="checkbox"/>	<input type="checkbox"/>	<input type="checkbox"/>	<input type="checkbox"/>	<input type="checkbox"/>	<input type="checkbox"/>	
<b>360° Intellect Wave<sup>®</sup> Standard Swivel Seat</b>											
<ul style="list-style-type: none"> <li>• Seats are pneumatically adjustable from 14.5 to 19"</li> <li>• Tops are adjustable 4" forward or backward in 1" increments via four screws</li> <li>• Tops are fixed height @ 30"</li> <li>• Tops are edge banded with a durable 74P edging</li> <li>• Choose from square (24x24"), rectangle (20x24"), and round (24") tops</li> </ul>											
		<b>A</b>	<b>B</b>	<b>C</b>	<b>D</b>	<b>E</b>	<b>F</b>	<b>G</b>	<b>H</b>	<b>I</b>	

## HOW TO ORDER

Indicate the following information on order form:

1. Quantity of each item.
2. Model number, including options. See "How To Build a Model Number".
3. Any special service required.

Note: • The  indicates that a choice is required.

- The absence of the  indicates that no choice is required.
- Alpha-numeric characters in place of  indicate that no other alternatives are available.

## HOW TO BUILD A MODEL NUMBER

- A** Select basic model.
- B** Select top shape.  
**RD** - Round 24" diameter  
**RT** - Rectangle 20" x 24"  
**SQ** - Square 24" x 24"
- C** Select worksurface height.  
**30"** - 30" high
- D** Select frame color.  
 Refer to color addendum at ki.com or KI Fabrics & Finishes binder.
- E** Select seat and back color.  
 Refer to color addendum at ki.com or KI Fabrics & Finishes binder.
- F** Select laminate color.  
 Refer to color addendum at ki.com or KI Fabrics & Finishes binder.
- G** select edge color.

Refer to color addendum at ki.com or KI Fabrics & Finishes binder.

- H** Select carton code.  
**CTN** - Cartoned; add \$24  
**NP** - Standard Packaging
- I** Select upholstery grade/color.  
 Refer to color addendum at ki.com or KI Fabrics & Finishes binder.

## INFORMATION

### Cartoning Information

Uncartoned shipments are standard for single order quantities of thirty or more units shipped via KI carrier. Specify NP.

### Cartoning Available

Specify CTN. Cartoning is required for single orders of less than thirty units or orders sent via air freight or UPS. Dealer requested carriers may also require cartoning.

### C.O.M. Testing and Production Requirements

C.O.M. requirement is 5/8 yard per upholstered seat chair and 1 yard per upholstered seat and back chair of 54" wide non-directional fabric. For complete information on ordering C.O.M. see the KI Seating price list in the Ordering/C.O.M. and C.O.L. section.



# 360°<sup>®</sup> Classroom Furniture

Intellect Wave<sup>®</sup> (Delivered Pricing)

Approx. Packaged Weight	Delivered Pricing Unupholstered	Delivered Pricing Fabric Grade 1 & C.O.M.	Delivered Pricing Fabric Grade 2	Delivered Pricing Fabric Grade 3	Delivered Pricing Vinyl Group 2	Delivered Pricing Pallas Fabric Group P1	Delivered Pricing Pallas Fabric Group P2	Delivered Pricing Pallas Fabric Group P3	Delivered Pricing Pallas Fabric Group P4
45.0#	\$ 425								
45.0#	N/A	476	489	501	501	547	568	595	615
45.0#	N/A	516	528	541	541	587	608	634	655

### OPTIONS

#### California TB133 Fire Safety Code

The above seating products can be manufactured using the appropriate flame-retardant materials for compliance to California Technical Bulletin 133. Add "FR" to end of model number.

Model=Polypropylene  
 Added Lead Time=1 week  
 Added List Price=\$20

### SPECIAL SERVICES

#### Special Carton Marking

With specially marked information N/C

#### Shipping

Shipped **freight prepaid (delivered) f.o.b. Bonduel, Wisconsin 54107** factory. Freight class #300. Top requires 4-screw assembly on site. (See assembly instructions).

Specifications and prices are subject to change without prior notice.

# 360° Classroom Furniture

Intellect Wave® (Freight Excluded Pricing)

	Features	MODEL NUMBER									
		Basic Model	Top Shape	Worksurface Height	Frame Color	Seat & Back Color	Laminate Color	Edge Color	Carton Code	Upholstery Color	
360IWP	Polypropylene	360IWP/SS	<input type="checkbox"/>	30"	<input type="checkbox"/>	<input type="checkbox"/>	<input type="checkbox"/>	<input type="checkbox"/>	<input type="checkbox"/>	<input type="checkbox"/>	
360IWP	Upholstered Seat	360IWU/S/SS	<input type="checkbox"/>	30"	<input type="checkbox"/>	<input type="checkbox"/>	<input type="checkbox"/>	<input type="checkbox"/>	<input type="checkbox"/>	<input type="checkbox"/>	
360WU	Upholstered Seat/Back	360IWU/B/SS	<input type="checkbox"/>	30"	<input type="checkbox"/>	<input type="checkbox"/>	<input type="checkbox"/>	<input type="checkbox"/>	<input type="checkbox"/>	<input type="checkbox"/>	
<b>360° Intellect Wave® Standard Swivel Seat</b>											
<ul style="list-style-type: none"> <li>• Seats are pneumatically adjustable from 14.5 to 19"</li> <li>• Tops are adjustable 4" forward or backward in 1" increments via four screws</li> <li>• Tops are fixed height @ 30"</li> <li>• Tops are edge banded with a durable edging</li> <li>• Choose from square (24x24"), rectangle (20x24"), and round (24") tops</li> </ul>											
		<b>A</b>	<b>B</b>	<b>C</b>	<b>D</b>	<b>E</b>	<b>F</b>	<b>G</b>	<b>H</b>	<b>I</b>	

## HOW TO ORDER

Indicate the following information on order form:

- Quantity of each item.
- Model number, including options. See "How To Build a Model Number".
- Any special service required.

Note: • The  indicates that a choice is required.

- The absence of the  indicates that no choice is required.
- Alpha-numeric characters in place of  indicate that no other alternatives are available.

## HOW TO BUILD A MODEL NUMBER

- A** Select basic model.
- B** Select top shape.
 

<b>RD</b>	- Round 24" diameter
<b>RT</b>	- Rectangle 20" x 24"
<b>SQ</b>	- Square 24" x 24"
- C** Select worksurface height.
 

<b>30"</b>	- 30" high
------------	------------
- D** Select frame color. Refer to color addendum at ki.com or KI Fabrics & Finishes binder.
- E** Select seat and back color. Refer to color addendum at ki.com or KI Fabrics & Finishes binder.
- F** Select laminate color. Refer to color addendum at ki.com or KI Fabrics & Finishes binder.
- G** Select edge color.

Refer to color addendum at ki.com or KI Fabrics & Finishes binder.

- H** Select carton code.
 

<b>CTN</b>	- Cartoned; add \$24
<b>NP</b>	- Standard Packaging
- I** Select upholstery grade/color. Refer to color addendum at ki.com or KI Fabrics & Finishes binder.

## INFORMATION

### Cartoning Information

Uncartoned shipments are standard for single order quantities of thirty or more units shipped via KI carrier. Specify NP.

### Cartoning Available

Specify CTN. Cartoning is required for single orders of less than thirty units or orders sent via air freight or UPS. Dealer requested carriers may also require cartoning.

### C.O.M. Testing and Production Requirements

C.O.M. requirement is 5/8 yard per upholstered seat chair and 1 yard per upholstered seat and back chair of 54" wide non-directional fabric. For complete information on ordering C.O.M. see the KI Seating price list in the Ordering/C.O.M. and C.O.L. section.



# 360°<sup>®</sup> Classroom Furniture

Intellect Wave<sup>®</sup> (Freight Excluded Pricing)

Approx. Packaged Weight	Freight Excluded Pricing Unupholstered	Freight Excluded Pricing Fabric Grade 1 & C.O.M.	Freight Excluded Pricing Fabric Grade 2	Freight Excluded Pricing Fabric Grade 3	Freight Excluded Pricing Vinyl Group 2	Freight Excluded Pricing Pallas Fabric Group P1	Freight Excluded Pricing Pallas Fabric Group P2	Freight Excluded Pricing Pallas Fabric Group P3	Freight Excluded Pricing Pallas Fabric Group P4
45.0#	\$ 343								
45.0#	N/A	394	406	418	418	464	486	512	532
45.0#	N/A	434	446	458	458	504	525	552	572

**OPTIONS**

**California TB133 Fire Safety Code**

The above seating products can be manufactured using the appropriate flame-retardant materials for compliance to California Technical Bulletin 133. Add "FR" to end of model number.  
 Model=Polypropylene  
 Added Lead Time=1 week  
 Added List Price=\$20

**SPECIAL SERVICES**

**Special Carton Marking**

With specially marked information N/C

**Shipping**

Shipped **freight excluded f.o.b. Bondue, Wisconsin 54107** factory. Freight class #300. Top requires 4-screw assembly on site. (See assembly instructions).

Specifications and prices are subject to change without prior notice.





# 360<sup>o</sup>® Classroom Furniture

Strive<sup>®</sup> (Delivered Pricing)

Approx. Packaged Weight	Delivered Pricing Unupholstered	Delivered Pricing Fabric Grade 1 & C.O.M.	Delivered Pricing Fabric Grade 2	Delivered Pricing Fabric Grade 3	Delivered Pricing Vinyl Group 2	Delivered Pricing Pallas Fabric Group P1	Delivered Pricing Pallas Fabric Group P2	Delivered Pricing Pallas Fabric Group P3	Delivered Pricing Pallas Fabric Group P4
51.0#	\$ 498								
53.0#	N/A	553	577	589	589	620	639	658	673
53.0#	N/A	599	623	634	634	666	684	704	719

**OPTIONS**

**California TB133 Fire Safety Code**

The above seating products can be manufactured using the appropriate flame-retardant materials for compliance to California Technical Bulletin 133. Add "FR" to end of model number.

- Model=Polypropylene
- Added Lead Time=1 week
- Added List Price=\$10
- Model=Upholstered Seat
- Added Lead Time=1 week
- Added List Price=\$60
- Model=Upholstered Seat and Back
- Added Lead Time=1 week
- Added List Price=\$86

**SPECIAL SERVICES**

**Special Carton Marking**

With specially marked information N/C

**Shipping**

Shipped **freight prepaid (delivered) f.o.b. Bonduel, Wisconsin 54107** factory. Freight class #300. Top requires 4-screw assembly on site. (See assembly instructions).

Specifications and prices are subject to change without prior notice.





# 360<sup>o</sup>® Classroom Furniture

Strive™ (Freight Excluded Pricing)

Approx. Packaged Weight	Freight Excluded Pricing	Freight Excluded Pricing Fabric Grade 1 & C.O.M.	Freight Excluded Pricing Fabric Grade 2	Freight Excluded Pricing Fabric Grade 3	Freight Excluded Pricing Vinyl Group 2	Freight Excluded Pricing Pallas Fabric Group P1	Freight Excluded Pricing Pallas Fabric Group P2	Freight Excluded Pricing Pallas Fabric Group P3	Freight Excluded Pricing Pallas Fabric Group P4
51.0#	\$ 414								
53.0#	N/A	469	494	505	505	537	555	574	590
53.0#	N/A	515	540	551	551	582	601	620	635

**OPTIONS**

**California TB133 Fire Safety Code**

The above seating products can be manufactured using the appropriate flame-retardant materials for compliance to California Technical Bulletin 133. Add "FR" to end of model number.  
 Model=Polypropylene  
 Added Lead Time=1 week  
 Added List Price=\$10  
 Model=Upholstered Seat  
 Added Lead Time=1 week  
 Added List Price=\$60  
 Model=Upholstered Seat and Back  
 Added Lead Time=1 week  
 Added List Price=\$86

**SPECIAL SERVICES**

**Special Carton Marking**

With specially marked information N/C

**Shipping**

Shipped **freight excluded f.o.b. Bondue, Wisconsin 54107** factory. Freight class #300. Top requires 4-screw assembly on site. (See assembly instructions).

Specifications and prices are subject to change without prior notice.

# 360°<sup>®</sup> Classroom Furniture

Strive<sup>®</sup> (Delivered Pricing)

	Features	MODEL NUMBER									
		Basic Model	Top Shape	Worksurface Height	Frame Color	Seat & Back Color	Laminate Color	Edge Color	Carton Code	Upholstery Color	
360SP	Polypropylene	360STP/SS	<input type="checkbox"/>	30"	<input type="checkbox"/>	<input type="checkbox"/>	<input type="checkbox"/>	<input type="checkbox"/>	<input type="checkbox"/>		
360SU	Upholstered Seat	360STU/S/SS	<input type="checkbox"/>	30"	<input type="checkbox"/>	<input type="checkbox"/>	<input type="checkbox"/>	<input type="checkbox"/>	<input type="checkbox"/>	<input type="checkbox"/>	
360SB	Upholstered Seat/Back	360STU/B/SS	<input type="checkbox"/>	30"	<input type="checkbox"/>	<input type="checkbox"/>	<input type="checkbox"/>	<input type="checkbox"/>	<input type="checkbox"/>	<input type="checkbox"/>	
<b>360° Strive<sup>®</sup> Standard Swivel Seat</b>											
<ul style="list-style-type: none"> <li>• Seats are pneumatically adjustable from 15 to 20.5"</li> <li>• Tops are adjustable 4" forward or backward in 1" increments via four screws</li> <li>• Tops are fixed height @ 30"</li> <li>• Tops are edge banded with a durable 74P edging</li> <li>• Choose from square (24x24"), rectangle (20x24"), and round (24") tops</li> </ul>											
		<b>A</b>	<b>B</b>	<b>C</b>	<b>D</b>	<b>E</b>	<b>F</b>	<b>G</b>	<b>H</b>	<b>I</b>	

## HOW TO ORDER

Indicate the following information on order form:

1. Quantity of each item.
2. Model number, including options. See "How To Build a Model Number".
3. Any special service required.

Note: • The  indicates that a choice is required.

- The absence of the  indicates that no choice is required.
- Alpha-numeric characters in place of  indicate that no other alternatives are available.

## HOW TO BUILD A MODEL NUMBER

**A** Select basic model.

**B** Select top shape.

**RD** - Round 24" diameter  
**RT** - Rectangle 20" x 24"  
**SQ** - Square 24" x 24"

**C** Select worksurface height.

**30"** - 30" high

**D** Select frame color.

Refer to color addendum at ki.com or KI Fabrics & Finishes binder.

**E** Select seat and back color.

Refer to color addendum at ki.com or KI Fabrics & Finishes binder.

**F** Select laminate color.

Refer to color addendum at ki.com or KI Fabrics & Finishes binder.

**G** select edge color.

Refer to color addendum at ki.com or KI Fabrics & Finishes binder.

**H** Select carton code.

**CTN** - Cartoned; add \$24  
**NP** - No Packaging

**I** Select upholstery grade/color.  
 Refer to color addendum at ki.com or KI Fabrics & Finishes binder.

## INFORMATION

### Cartoning Information

Uncartoned shipments are standard for single order quantities of thirty or more units shipped via KI carrier. Specify NP.

### Cartoning Available

Specify CTN. Cartoning is required for single orders of less than thirty units or orders sent via air freight or UPS. Dealer requested carriers may also require cartoning.

### C.O.M. Testing and Production Requirements

C.O.M. requirement for 10 chairs or less with upholstered seat or upholstered seat and back is 3/4 yard per chair of 54" wide nondirectional fabric. For orders of 11 or more with upholstered seat and back and for complete information on ordering C.O.M. see "Ordering C.O.M., C.O.V. and C.O.L." section.



# 360°<sup>®</sup> Classroom Furniture

Strive<sup>®</sup> (Delivered Pricing)

Approx. Packaged Weight	Delivered Pricing Unupholstered	Delivered Pricing Fabric Grade 1 & C.O.M.	Delivered Pricing Fabric Grade 2	Delivered Pricing Fabric Grade 3	Delivered Pricing Vinyl Group 2	Delivered Pricing Pallas Fabric Group P1	Delivered Pricing Pallas Fabric Group P2	Delivered Pricing Pallas Fabric Group P3	Delivered Pricing Pallas Fabric Group P4
51.0#	\$ 446								
53.0#	N/A	501	525	537	537	568	587	606	621
53.0#	N/A	547	571	582	582	614	632	652	667

**OPTIONS**

**California TB133 Fire Safety Code**

The above seating products can be manufactured using the appropriate flame-retardant materials for compliance to California Technical Bulletin 133. Add "FR" to end of model number.

- Model=Polypropylene
- Added Lead Time=1 week
- Added List Price=\$10
- Model=Upholstered Seat
- Added Lead Time=1 week
- Added List Price=\$60
- Model=Upholstered Seat and Back
- Added Lead Time=1 week
- Added List Price=\$86

**SPECIAL SERVICES**

**Special Carton Marking**

With specially marked information N/C

**Shipping**

Shipped **freight prepaid (delivered) f.o.b. Bonduel, Wisconsin 54107** factory. Freight class #300. Top requires 4-screw assembly on site. (See assembly instructions).

Specifications and prices are subject to change without prior notice.

# 360°<sup>®</sup> Classroom Furniture

Strive™ (Freight Excluded Pricing)

	Features	MODEL NUMBER									
		Basic Model	Top Shape	Worksurface Height	Frame Color	Seat & Back Color	Laminate Color	Edge Color	Carton Code	Upholstery Color	
360SP	Polypropylene	360STP/SS	<input type="checkbox"/>	30"	<input type="checkbox"/>	<input type="checkbox"/>	<input type="checkbox"/>	<input type="checkbox"/>	<input type="checkbox"/>		
360SU	Upholstered Seat	360STU/S/SS	<input type="checkbox"/>	30"	<input type="checkbox"/>	<input type="checkbox"/>	<input type="checkbox"/>	<input type="checkbox"/>	<input type="checkbox"/>	<input type="checkbox"/>	
360SB	Upholstered Seat/Back	360STU/B/SS	<input type="checkbox"/>	30"	<input type="checkbox"/>	<input type="checkbox"/>	<input type="checkbox"/>	<input type="checkbox"/>	<input type="checkbox"/>	<input type="checkbox"/>	
<b>360° Strive® Standard Swivel Seat</b>											
<ul style="list-style-type: none"> <li>• Seats are pneumatically adjustable from 15 to 20.5"</li> <li>• Tops are adjustable 4" forward or backward in 1" increments via four screws</li> <li>• Tops are fixed height @ 30"</li> <li>• Tops are edge banded with a durable 74P edging</li> <li>• Choose from square (24x24"), rectangle (20x24"), and round (24") tops</li> </ul>											
		<b>A</b>	<b>B</b>	<b>C</b>	<b>D</b>	<b>E</b>	<b>F</b>	<b>G</b>	<b>H</b>	<b>I</b>	

## HOW TO ORDER

Indicate the following information on order form:

1. Quantity of each item.
2. Model number, including options. See "How To Build a Model Number".
3. Any special service required.

Note: • The  indicates that a choice is required.

- The absence of the  indicates that no choice is required.
- Alpha-numeric characters in place of  indicate that no other alternatives are available.

## HOW TO BUILD A MODEL NUMBER

- A** Select basic model.
- B** Select top shape.
 

<b>RD</b>	- Round 24" diameter
<b>RT</b>	- Rectangle 20" x 24"
<b>SQ</b>	- Square 24" x 24"
- C** Select worksurface height.
 

<b>30"</b>	- 30" high
------------	------------
- D** Select frame color. Refer to color addendum at ki.com or KI Fabrics & Finishes binder.
- E** Select seat and back color. Refer to color addendum at ki.com or KI Fabrics & Finishes binder.
- F** Select laminate color. Refer to color addendum at ki.com or KI Fabrics & Finishes binder.
- G** select edge color.

Refer to color addendum at ki.com or KI Fabrics & Finishes binder.

- H** Select carton code.
 

<b>CTN</b>	- Cartoned; add \$24
<b>NP</b>	- No Packaging
- I** Select upholstery grade/color. Refer to color addendum at ki.com or KI Fabrics & Finishes binder.

## INFORMATION

### Cartoning Information

Uncartoned shipments are standard for single order quantities of thirty or more units shipped via KI carrier. Specify NP.

### Cartoning Available

Specify CTN. Cartoning is required for single orders of less than thirty units or orders sent via air freight or UPS. Dealer requested carriers may also require cartoning.

### C.O.M. Testing and Production Requirements

C.O.M. requirement for 10 chairs or less with upholstered seat or upholstered seat and back is 3/4 yard per chair of 54" wide nondirectional fabric. For orders of 11 or more with upholstered seat and back and for complete information on ordering C.O.M. see "Ordering C.O.M., C.O.V. and C.O.L." section.



# 360<sup>o</sup>® Classroom Furniture

Strive™ (Freight Excluded Pricing)

Approx. Packaged Weight	Freight Excluded Pricing	Freight Excluded Pricing Fabric Grade 1 & C.O.M.	Freight Excluded Pricing Fabric Grade 2	Freight Excluded Pricing Fabric Grade 3	Freight Excluded Pricing Vinyl Group 2	Freight Excluded Pricing Pallas Fabric Group P1	Freight Excluded Pricing Pallas Fabric Group P2	Freight Excluded Pricing Pallas Fabric Group P3	Freight Excluded Pricing Pallas Fabric Group P4
51.0#	\$ 363								
53.0#	N/A	418	443	454	454	486	504	523	539
53.0#	N/A	464	489	500	500	531	550	569	584

**OPTIONS**

**California TB133 Fire Safety Code**

The above seating products can be manufactured using the appropriate flame-retardant materials for compliance to California Technical Bulletin 133. Add "FR" to end of model number.  
 Model=Polypropylene  
 Added Lead Time=1 week  
 Added List Price=\$10  
 Model=Upholstered Seat  
 Added Lead Time=1 week  
 Added List Price=\$60  
 Model=Upholstered Seat and Back  
 Added Lead Time=1 week  
 Added List Price=\$86

**SPECIAL SERVICES**

**Special Carton Marking**

With specially marked information N/C

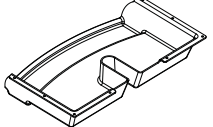
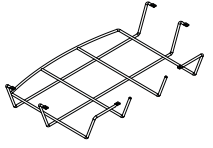
**Shipping**

Shipped **freight excluded f.o.b. Bondue, Wisconsin 54107** factory. Freight class #300. Top requires 4-screw assembly on site. (See assembly instructions).

Specifications and prices are subject to change without prior notice.

# 360°<sup>®</sup> Classroom Furniture

Accessories (Delivered Pricing)

MODEL	MODEL NUMBER	
	Basic Model	Approx. Packaged Weight
 <p><b>Wire Book Rack</b></p> <ul style="list-style-type: none"> <li>• Optional for all 360° square and rectangular top units</li> <li>• 23" x 12" x 4"</li> <li>• Field installable</li> <li>• Chrome Finish</li> </ul>	360WBR	3.0#
 <p><b>Plastic Book Box</b></p> <ul style="list-style-type: none"> <li>• Optional for all 360° square and rectangular top units</li> <li>• 23" x 12" x 4"</li> <li>• Field installable</li> <li>• Black finish only</li> </ul>	360PBR	3.0#

**A**

## HOW TO ORDER

Indicate the following information on order form:

1. Quantity of each item.
2. Model number, including options. See "How To Build a Model Number".
3. Any special service required.

- Note:
- The  indicates that a choice is required.
  - The absence of the  indicates that no choice is required.
  - Alpha-numeric characters in place of  indicate that no other alternatives are available.

## HOW TO BUILD A MODEL NUMBER

- A** Select basic model.



# 360<sup>o</sup>® Classroom Furniture

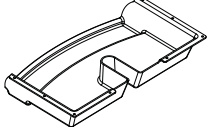
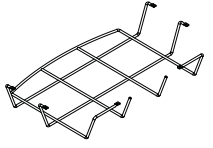
Accessories (Delivered Pricing)

Delivered  
Pricing  
\$ 51

\$ 51

# 360°<sup>®</sup> Classroom Furniture

Accessories (Freight Excluded Pricing)

MODEL	MODEL NUMBER	
	Basic Model	Approx. Packaged Weight
 <p><b>Wire Book Rack</b></p> <ul style="list-style-type: none"> <li>• Optional for all 360° square and rectangular top units</li> <li>• 23" x 12" x 4"</li> <li>• Field installable</li> <li>• Chrome Finish</li> </ul>	360WBR	3.0#
 <p><b>Plastic Book Box</b></p> <ul style="list-style-type: none"> <li>• Optional for all 360° square and rectangular top units</li> <li>• 23" x 12" x 4"</li> <li>• Field installable</li> <li>• Black finish only</li> </ul>	360PBR	3.0#

**A**

## HOW TO ORDER

Indicate the following information on order form:

1. Quantity of each item.
2. Model number, including options. See "How To Build a Model Number".
3. Any special service required.

- Note:
- The  indicates that a choice is required.
  - The absence of the  indicates that no choice is required.
  - Alpha-numeric characters in place of  indicate that no other alternatives are available.

## HOW TO BUILD A MODEL NUMBER

- A** Select basic model.



# 360°<sup>®</sup> Classroom Furniture

Accessories (Freight Excluded Pricing)

Freight  
Excluded  
Pricing  
\$ 45

\$ 45

### SPECIAL SERVICES

#### Special Carton Marking

With specially marked information N/C

#### Shipping

Shipped **assembled f.o.b. freight excluded** **Bondue, Wisconsin 54107** factory. Freight class #150.

Specifications and prices are subject to change without prior notice.

# Dorsal® 1090 Chairs

## General Information



**Dorsal® 1090 Chair  
Standard Size Tablet Arm**

**Dorsal® 1090 Chair  
Armless**

**Dorsal® 1090 Chair  
Oversized Tablet Arm**

**Dorsal® 1090 Chair  
Laptop Tablet Arm**

### Features

18-gauge steel frame	•	•	•	•
Injection-molded thermoplastic seat and back	•	•	•	•
Flex back	•	•	•	•
Laminate tablet arm	•		•	•

### Overall Dimensions

Seat width	24"	21-1/2"	24"	24-1/2"
Seat depth	28"	21"	29-1/2"	29-1/2"
Seat clearance with unupholstered back	15-1/2"		15-1/2"	16-1/2"
Seat clearance with upholstered back	15"		15"	16"
Tablet arm	12-1/2" x 20-1/2"		17" x 20-1/2"	19" x 22-3/4"

### SPECIFICATIONS

#### Frame

Powder coated 16-gauge 7/8" square tubular steel welded to two 14-gauge, 3/4" o.d. tubular steel set mounting members. A 14-gauge, 3/4" o.d. support is welded to the front legs.

#### Shell

Two-piece injection-molded thermoplastic seat and back joined by a steel hinge with integral flex mechanism. Hinge covered by plastic bellows. Unupholstered chairs have a textured surface on the front of the seat and back. Upholstered chairs have thick foam back and seat cushions fastened to inner shell and covered with fabric.

#### Tablet Arm

Tablet arms are 5/8" thick 11-ply plywood core with laminate surface and clear coat edge.

#### Glides

Steel or plastic glides.

#### Book Rack

Solid steel rod construction. Rack inserts into stack button holes in front and rear legs.

### INFORMATION

#### C.O.M. Testing and Production Requirements

Not all materials are suitable for upholstering this product. A 1 yard x 54" sample must be submitted and approved prior to acceptance of an order. If the fabric is directional in pattern or weave, the direction must be indicated on the submitted sample, and additional yardage may be requested.

Test samples must be sent to:

KI  
Attn: C.O.M. Specialist  
1687 Westminster Drive - Gate 3  
Green Bay, WI 54302

#### Fabric Disclaimer

Fabric will be applied as swatched by the fabric manufacturer. Fabric that is required to be applied differently than is swatched will need a Special Cost Request written specifying the direction the fabric is to be applied. The posted standard lead time will apply to the Special Cost Request.



---


**INFORMATION**

**Warranty**

Refer to KI Terms & Conditions document  
or visit [ki.com](http://ki.com)

# Dorsal® 1090 Chairs

Unupholstered - Armless and Tablet Arm

	MODEL	Features	MODEL NUMBER					Approx. Packaged Weight
			Basic Model	Frame Color	Shell Color	Glide Option	Laminate Color	
 <p>1090</p>	<b>Dorsal® 1090 Unupholstered Chairs</b>	Armless	1090/NA	<input type="checkbox"/>	<input type="checkbox"/>	<input type="checkbox"/>		17.0#
	• Frame constructed of 16-gauge square tubular steel	Standard Size - Fixed Left Hand	1090/LFX	<input type="checkbox"/>	<input type="checkbox"/>	<input type="checkbox"/>	<input type="checkbox"/>	25.0#
	• Two-piece seat and back constructed of injection-molded thermoplastic	Standard Size - Fixed Right Hand	1090/RFX	<input type="checkbox"/>	<input type="checkbox"/>	<input type="checkbox"/>	<input type="checkbox"/>	25.0#
	• Back flexes with a steel hinge and integral spring mechanism	Standard Size - Flip-Up Left Hand	1090/LFL	<input type="checkbox"/>	<input type="checkbox"/>	<input type="checkbox"/>	<input type="checkbox"/>	25.0#
	• Hinge covered by plastic bellows	Standard Size - Flip-Up Right Hand	1090/RFL	<input type="checkbox"/>	<input type="checkbox"/>	<input type="checkbox"/>	<input type="checkbox"/>	25.0#
• Available unupholstered, with upholstered seat, or with upholstered seat and back								
• Unupholstered seats and backs have textured front surfaces								
• Tablet arms available in three sizes								
• Standard and oversized tablet arms can be fixed or flip up								
HRDPT	<b>Book Rack</b>		45.0037	<input type="checkbox"/>				4.0#
	• Optional							
	• Chrome or painted to match frame							
	• Field installed							

**A**   **B**   **C**   **D**   **E**

## HOW TO ORDER

Indicate the following information on order form:

- Quantity of each item.
- Model number, including options. See "How To Build a Model Number".
- Any special service required.

Note: • The  indicates that a choice is required.

- The absence of the  indicates that no choice is required.
- Alpha-numeric characters in place of  indicate that no other alternatives are available.

## HOW TO BUILD A MODEL NUMBER

- A** Select basic model.
- B** Select frame color.  
Refer to color addendum at ki.com or KI Fabrics & Finishes binder.
- C** Select shell color.  
Refer to color addendum at ki.com or KI Fabrics & Finishes binder.
- D** select glide option.  

P	- Plastic glides
S	- Steel glides
- E** Select laminate color.  
Refer to color addendum at ki.com or KI Fabrics & Finishes binder.

## OPTIONS

**California TB133 Fire Safety Code**  
 The above seating products can be manufactured using the appropriate flame-retardant materials for compliance to California Technical Bulletin 133. Add "FR" to end of model number.  
 Model=Polypropylene  
 Added Lead Time=1 week  
 Added List Price=\$40  
 Model=Upholstered  
 Added Lead Time=1 week  
 Added List Price=\$64



# Dorsal® 1090 Chairs

Unupholstered - Armless and Tablet Arm

Delivered  
Pricing

\$ 240  
362  
362  
381  
381

\$ 20

**SPECIAL SERVICES**

**Special Carton Marking**

With specially marked information N/C


**Shipping**

Shipped **assembled freight prepaid f.o.b. Green Bay, Wisconsin 54302** factory. Freight class #300.

Specifications and prices are subject to change without prior notice.

# Dorsal® 1090 Chairs

Unupholstered - Oversized and Laptop Tablet Arm

	MODEL	Features	MODEL NUMBER					Approx. Packaged Weight
			Basic Model	Frame Color	Shell Color	Glide Option	Laminate Color	
 <p>1090</p>	<b>Dorsal® 1090 Unupholstered Chairs</b> <ul style="list-style-type: none"> <li>• Frame constructed of 16-gauge square tubular steel</li> <li>• Two-piece seat and back constructed of injection-molded thermoplastic</li> <li>• Back flexes with a steel hinge and integral spring mechanism</li> <li>• Hinge covered by plastic bellows</li> <li>• Available unupholstered, with upholstered seat or with upholstered seat and back</li> <li>• Unupholstered seats and backs have textured front surfaces</li> <li>• Tablet arms available in three sizes</li> <li>• Standard and oversized tablet arms can be fixed or flip up</li> </ul>	Oversized - Fixed Left Hand	1090/OLFX	<input type="checkbox"/>	<input type="checkbox"/>	<input type="checkbox"/>	<input type="checkbox"/>	26.0#
		Oversized - Fixed Right Hand	1090/ORFX	<input type="checkbox"/>	<input type="checkbox"/>	<input type="checkbox"/>	<input type="checkbox"/>	26.0#
		Oversized - Flip-Up Left Hand	1090/OLFL	<input type="checkbox"/>	<input type="checkbox"/>	<input type="checkbox"/>	<input type="checkbox"/>	27.0#
		Oversized - Flip-Up Right Hand	1090/ORFL	<input type="checkbox"/>	<input type="checkbox"/>	<input type="checkbox"/>	<input type="checkbox"/>	27.0#
		Laptop - Flip-Up Left Hand	1090/LTLFL	<input type="checkbox"/>	<input type="checkbox"/>	<input type="checkbox"/>	<input type="checkbox"/>	28.0#
		Laptop - Flip-Up Right Hand	1090/LTRFL	<input type="checkbox"/>	<input type="checkbox"/>	<input type="checkbox"/>	<input type="checkbox"/>	28.0#
HRDPT	<b>Book Rack</b> <ul style="list-style-type: none"> <li>• Optional</li> <li>• Chrome or painted to match frame</li> <li>• Field installed</li> </ul>		45.0037	<input type="checkbox"/>				4.0#

**A**      **B**      **C**      **D**      **E**

## HOW TO ORDER

Indicate the following information on order form:

1. Quantity of each item.
2. Model number, including options. See "How To Build a Model Number".
3. Any special service required.

Note: • The  indicates that a choice is required.

- The absence of the  indicates that no choice is required.
- Alpha-numeric characters in place of  indicate that no other alternatives are available.

## HOW TO BUILD A MODEL NUMBER

- A** Select basic model.
- B** Select frame color.  
Refer to color addendum at ki.com or KI Fabrics & Finishes binder.
- C** Select shell color.  
Refer to color addendum at ki.com or KI Fabrics & Finishes binder.
- D** select glide option.  

P	- Plastic glides
S	- Steel glides
- E** Select laminate color.  
Refer to color addendum at ki.com or KI Fabrics & Finishes binder.

## OPTIONS

**California TB133 Fire Safety Code**  
 The above seating products can be manufactured using the appropriate flame-retardant materials for compliance to California Technical Bulletin 133. Add "FR" to end of model number.  
 Model=Polypropylene  
 Added Lead Time=1 week  
 Added List Price=\$40  
 Model=Upholstered  
 Added Lead Time=1 week  
 Added List Price=\$64



# Dorsal® 1090 Chairs

Unupholstered - Oversized and Laptop Tablet Arm

Delivered  
Pricing

\$ 368  
368  
401  
401  
420  
420

\$ 20

### SPECIAL SERVICES

#### Special Carton Marking

With specially marked information N/C

#### Shipping

Shipped **assembled freight prepaid f.o.b. Green Bay, Wisconsin 54302** factory. Freight class #300.

Specifications and prices are subject to change without prior notice.

# Dorsal® 1090 Chairs

Upholstered - Armless and Tablet Arm



1090U

**Dorsal® 1090 Upholstered Chairs**

- Frame constructed of 16-gauge square tubular steel
- Two-piece seat and back constructed of injection-molded thermoplastic
- Back flexes with a steel hinge and integral spring mechanism
- Hinge covered by plastic bellows
- Available unupholstered, with upholstered seat or with upholstered seat and back
- Upholstered seats and backs have thick foam cushions
- Tablet arms available in three sizes
- Standard and oversized tablet arms can be fixed or flip up

Features	MODEL NUMBER						Approx. Packaged Weight
	Basic Model	Frame Color	Shell Color	Glide Option	Laminate Color	Upholstery Color	
Armless - Seat	1090U/NA/SO	<input type="checkbox"/>	<input type="checkbox"/>	<input type="checkbox"/>		<input type="checkbox"/>	17.0#
Armless - Seat and Back	1090U/NA/SB	<input type="checkbox"/>	<input type="checkbox"/>	<input type="checkbox"/>		<input type="checkbox"/>	17.0#
Standard Size - Fixed Left Hand - Seat	1090U/LFX/SO	<input type="checkbox"/>	<input type="checkbox"/>	<input type="checkbox"/>	<input type="checkbox"/>	<input type="checkbox"/>	27.0#
Standard Size - Fixed Left Hand - Seat/Back	1090U/LFX/SB	<input type="checkbox"/>	<input type="checkbox"/>	<input type="checkbox"/>	<input type="checkbox"/>	<input type="checkbox"/>	28.0#
Standard Size - Fixed Right Hand - Seat	1090U/RFX/SO	<input type="checkbox"/>	<input type="checkbox"/>	<input type="checkbox"/>	<input type="checkbox"/>	<input type="checkbox"/>	27.0#
Standard Size - Fixed Right Hand - Seat/Back	1090U/RFX/SB	<input type="checkbox"/>	<input type="checkbox"/>	<input type="checkbox"/>	<input type="checkbox"/>	<input type="checkbox"/>	28.0#
Standard Size - Flip-Up Left Hand - Seat	1090U/LFL/SO	<input type="checkbox"/>	<input type="checkbox"/>	<input type="checkbox"/>	<input type="checkbox"/>	<input type="checkbox"/>	27.0#
Standard Size - Flip-Up Left Hand - Seat/Back	1090U/LFL/SB	<input type="checkbox"/>	<input type="checkbox"/>	<input type="checkbox"/>	<input type="checkbox"/>	<input type="checkbox"/>	28.0#
Standard Size - Flip-Up Right Hand - Seat	1090U/RFL/SO	<input type="checkbox"/>	<input type="checkbox"/>	<input type="checkbox"/>	<input type="checkbox"/>	<input type="checkbox"/>	27.0#
Standard Size - Flip-Up Right Hand - Seat/Back	1090U/RFL/SB	<input type="checkbox"/>	<input type="checkbox"/>	<input type="checkbox"/>	<input type="checkbox"/>	<input type="checkbox"/>	28.0#
	45.0037	<input type="checkbox"/>					4.0#

HRDPT

**Book Rack**

- Optional
- Chrome or painted to match frame
- Field installed

**A**      **B**      **C**      **D**      **E**      **F**

**HOW TO ORDER**

Indicate the following information on order form:

1. Quantity of each item.
2. Model number, including options. See "How To Build a Model Number".
3. Any special service required.

Note: • The  indicates that a choice is required.

- The absence of the  indicates that no choice is required.
- Alpha-numeric characters in place of  indicate that no other alternatives are available.

**HOW TO BUILD A MODEL NUMBER**

- A** Select basic model.
- B** Select frame color.  
Refer to color addendum at ki.com or KI Fabrics & Finishes binder.
- C** Select shell color.  
Refer to color addendum at ki.com or KI Fabrics & Finishes binder.
- D** select glide option.  

<b>P</b>	- Plastic glides
<b>S</b>	- Steel glides
- E** Select laminate color.  
Refer to color addendum at ki.com or KI Fabrics & Finishes binder.
- F** Select upholstery grade/color.  
Refer to color addendum at ki.com or KI Fabrics & Finishes binder.

**OPTIONS**

**California TB133 Fire Safety Code**  
 The above seating products can be manufactured using the appropriate flame-retardant materials for compliance to California Technical Bulletin 133. Add "FR" to end of model number.  
 Model=Polypropylene  
 Added Lead Time=1 week  
 Added List Price=\$40  
 Model=Upholstered  
 Added Lead Time=1 week  
 Added List Price=\$64

**INFORMATION**

**C.O.M. Testing and Production Requirements**  
 C.O.M. requirements is 5/8 yard per upholstered seat chair and 1 yard per upholstered seat and back chair of 54" wide non-directional fabric. For complete information on ordering C.O.M. see the KI Seating price list in the Ordering/C.O.M. and C.O.L. section.



Dorsal® 1090 Chairs  
Upholstered - Armless and Tablet Arm

Delivered Pricing	Delivered Pricing Fabric Grade 1 & C.O.M.	Delivered Pricing Fabric Grade 2	Delivered Pricing Fabric Grade 3	Delivered Pricing Vinyl Group 2	Delivered Pricing Pallas Fabric Group P1	Delivered Pricing Pallas Fabric Group P2	Delivered Pricing Pallas Fabric Group P3	Delivered Pricing Pallas Fabric Group P4
N/A	\$ 344	\$ 363	\$ 371	\$ 371	\$ 389	\$ 416	\$ 441	\$ 462
N/A	400	447	454	454	449	480	508	536
N/A	464	485	491	491	510	539	559	578
N/A	516	559	571	571	565	598	623	650
N/A	464	485	491	491	510	539	559	578
N/A	516	559	571	571	565	598	623	650
N/A	485	505	511	511	530	557	577	599
N/A	538	583	590	590	585	618	643	670
N/A	485	505	511	511	530	557	577	599
N/A	538	583	590	590	585	618	643	670

\$ 20

**SPECIAL SERVICES**

**Special Carton Marking**

With specially marked information N/C


**Shipping**

Shipped **assembled freight prepaid f.o.b. Green Bay, Wisconsin 54302** factory. Freight class #300.

Specifications and prices are subject to change without prior notice.

# Dorsal® 1090 Chairs

Upholstered - Oversized and Laptop Tablet Arm

Features	MODEL NUMBER						Approx. Packaged Weight
	Basic Model	Frame Color	Shell Color	Glide Option	Laminate Color	Upholstery Color	
 <p>1090U</p> <p><b>Dorsal® 1090 Upholstered Chairs</b></p> <ul style="list-style-type: none"> <li>• Frame constructed of 16-gauge square tubular steel</li> <li>• Two-piece seat and back constructed of injection-molded thermoplastic</li> <li>• Back flexes with a steel hinge and integral spring mechanism</li> <li>• Hinge covered by plastic bellows</li> <li>• Upholstered seats and backs have thick foam cushions</li> <li>• Tablet arms available in three sizes</li> <li>• Standard and oversized tablet arms can be fixed or flip up</li> </ul>	Oversized - Fixed Left Hand - Seat	1090U/OLFX/SO	<input type="checkbox"/>	<input type="checkbox"/>	<input type="checkbox"/>	<input type="checkbox"/>	28.0#
	Oversized - Fixed Left Hand - Seat/Back	1090U/OLFX/SB	<input type="checkbox"/>	<input type="checkbox"/>	<input type="checkbox"/>	<input type="checkbox"/>	29.0#
	Oversized - Fixed Right Hand - Seat	1090U/ORFX/SO	<input type="checkbox"/>	<input type="checkbox"/>	<input type="checkbox"/>	<input type="checkbox"/>	28.0#
	Oversized - Fixed Right Hand - Seat/Back	1090U/ORFX/SB	<input type="checkbox"/>	<input type="checkbox"/>	<input type="checkbox"/>	<input type="checkbox"/>	29.0#
	Oversized - Flip-Up Left Hand - Seat	1090U/OLFL/SO	<input type="checkbox"/>	<input type="checkbox"/>	<input type="checkbox"/>	<input type="checkbox"/>	29.0#
	Oversized - Flip-Up Left Hand - Seat/Back	1090U/OLFL/SB	<input type="checkbox"/>	<input type="checkbox"/>	<input type="checkbox"/>	<input type="checkbox"/>	30.0#
	Oversized - Flip-Up Right Hand - Seat	1090U/ORFL/SO	<input type="checkbox"/>	<input type="checkbox"/>	<input type="checkbox"/>	<input type="checkbox"/>	29.0#
	Oversized - Flip-Up Right Hand - Seat/Back	1090U/ORFL/SB	<input type="checkbox"/>	<input type="checkbox"/>	<input type="checkbox"/>	<input type="checkbox"/>	30.0#
	Laptop - Flip-Up Left Hand - Seat	1090U/LTLFL/SO	<input type="checkbox"/>	<input type="checkbox"/>	<input type="checkbox"/>	<input type="checkbox"/>	29.0#
	Laptop - Flip-Up Left Hand - Seat/Back	1090U/LTLFL/SB	<input type="checkbox"/>	<input type="checkbox"/>	<input type="checkbox"/>	<input type="checkbox"/>	30.0#
	Laptop - Flip-Up Right Hand - Seat	1090U/LTRFL/SO	<input type="checkbox"/>	<input type="checkbox"/>	<input type="checkbox"/>	<input type="checkbox"/>	29.0#
	Laptop - Flip-Up Right Hand - Seat/Back	1090U/LTRFL/SB	<input type="checkbox"/>	<input type="checkbox"/>	<input type="checkbox"/>	<input type="checkbox"/>	30.0#
	HRDPT	45.0037	<input type="checkbox"/>				
<b>Book Rack</b>							
<ul style="list-style-type: none"> <li>• Optional</li> <li>• Chrome or painted to match frame</li> <li>• Field installed</li> </ul>							

**A**      **B**      **C**      **D**      **E**      **F**

## HOW TO ORDER

Indicate the following information on order form:

1. Quantity of each item.
2. Model number, including options. See "How To Build a Model Number".
3. Any special service required.

Note: • The  indicates that a choice is required.

- The absence of the  indicates that no choice is required.
- Alpha-numeric characters in place of  indicate that no other alternatives are available.

## HOW TO BUILD A MODEL NUMBER

- A** Select basic model.
- B** Select frame color.  
Refer to color addendum at ki.com or KI Fabrics & Finishes binder.
- C** Select shell color.  
Refer to color addendum at ki.com or KI Fabrics & Finishes binder.
- D** select glide option.  

<b>P</b>	- Plastic glides
<b>S</b>	- Steel glides
- E** Select laminate color.  
Refer to color addendum at ki.com or KI Fabrics & Finishes binder.
- F** Select upholstery grade/color.  
Refer to color addendum at ki.com or KI Fabrics & Finishes binder.

## OPTIONS

**California TB133 Fire Safety Code**  
 The above seating products can be manufactured using the appropriate flame-retardant materials for compliance to California Technical Bulletin 133. Add "FR" to end of model number.  
 Model=Polypropylene  
 Added Lead Time=1 week  
 Added List Price=\$40  
 Model=Upholstered  
 Added Lead Time=1 week  
 Added List Price=\$64

## INFORMATION

### C.O.M. Testing and Production Requirements

C.O.M. requirements is 5/8 yard per upholstered seat chair and 1 yard per upholstered seat and back chair of 54" wide non-directional fabric. For complete information on ordering C.O.M. see the KI Seating price list in the Ordering/C.O.M. and C.O.L. section.



# Dorsal® 1090 Chairs

Upholstered - Oversized and Laptop Tablet Arm

Delivered Pricing	Delivered Pricing Fabric Grade 1 & C.O.M.	Delivered Pricing Fabric Grade 2	Delivered Pricing Fabric Grade 3	Delivered Pricing Vinyl Group 2	Delivered Pricing Pallas Fabric Group P1	Delivered Pricing Pallas Fabric Group P2	Delivered Pricing Pallas Fabric Group P3	Delivered Pricing Pallas Fabric Group P4
N/A	\$ 472	\$ 491	\$ 497	\$ 497	\$ 516	\$ 545	\$ 565	\$ 587
N/A	522	558	577	577	574	607	630	659
N/A	472	491	497	497	516	545	565	587
N/A	522	558	577	577	574	607	630	659
N/A	504	520	530	530	549	575	597	618
N/A	553	603	612	612	604	636	664	690
N/A	504	520	530	530	549	575	597	618
N/A	553	603	612	612	604	636	664	690
N/A	520	541	549	549	566	594	617	638
N/A	572	621	626	626	623	655	681	707
N/A	520	541	549	549	566	594	617	638
N/A	572	621	626	626	623	655	681	707

\$ 20

**SPECIAL SERVICES**

**Special Carton Marking**

With specially marked information N/C

**Shipping**

Shipped **assembled freight prepaid f.o.b. Green Bay, Wisconsin 54302** factory. Freight class #300.

Specifications and prices are subject to change without prior notice.

# Intellect® Classroom Furniture

General Information



Intellect® Chair (EC18)



Intellect® Desk (ELD30)



ADA Desk  
(EDADA)

## Features

ABS seat and back	•		
Solid top		•	
Laminate top		•	•
15-gauge elliptical steel frame	•	•	•
Stackable	•	•	•
Available in four heights	•	•	
Accepts book box		•	•

## Overall Dimensions

Width - small	15-1/4"	26"	36"
Width - medium	17-1/2"		
Width - large	19-1/2"		
Width - extra large	19-1/2"		
Depth - small	16"	20-1/2"	24"
Depth - medium	19-1/4"		
Depth - large	21-3/4"		
Depth - extra large	22-1/2"		
Height - small	24"	22"	28-34"
Height - medium	27-1/4"	24"	
Height - large	30-1/2"	27"	
Height - extra large	33"	30"	
Seat height - small	12"		
Seat height - medium	14"		
Seat height - large	16"		
Seat height - extra large	18"		
Top height		22" - 30"	28" - 34"

## SPECIFICATIONS

### Frames

Duplex nickel chrome plated or powder coated .75 x 1.5" o.d. x 15-gauge elliptical steel tubing.

### Seat and Back

Solid, molded, 1/4" thick, ABS plastic attached to frame with screws.

### Tops

Solid, molded ABS plastic with comfort curve along back edge, integral pencil grooves on each side. Glue-in, high-pressure, vertical-grade laminate insert is bonded into recessed area on desk top and has a shallow transition between laminate and the ABS edge.

### ADA Top

Worksurface construction shall be 3/4". 45# high-density particleboard core with 0.030" high pressure laminate top, phenolic backing sheet, and 73P (2mm) edge. Radius corners

with comfort curve along user side.

### Glides

Glides are made of two components—the glide body and the glide cap. The glide body is made of heavy-duty nylon plastic for strength and durability. Front and rear nylon glides feature a molded plastic bottom with a flat contour for better weight distribution. The bottom is molded to the glide body for a secure bond. Rear steel glides consist of a zinc cap attached to the bottom of the glide body. Felt caps are also available for the bottom of the nylon glides and are field replaceable. The rear glides are angled to prevent tipping and act as a wallsaver. (Note: Specification of the swivel glides will increase the height of the product by 1".) A felt cap can be added to either the steel or nylon glide for enhanced floor protection. Steel glides are recommended for carpet floors and felt caps are recommended for tile floors.

### Chair and Double-Entry Handle

Ergonomically designed handles are located

behind seat back on chair on either size double-entry desk. Made of black nylon.

### Book Box

Optional solid, molded ABS plastic book box installs by sliding into integral steel track on underside of desk. Book box can be used as storage tote when removed from the unit. Stacks up to ten high. Can be used as a computer keyboard tray when in the extended position. Can be fitted with optional mouse tray.

### Mouse Tray

Arced piece of solid, molded ABS plastic can be added to optional book box when used as keyboard tray. Slides side-to-side for either left- or right-handed use.



# Intellect® Classroom Furniture

General Information



**Intellect® Double-Entry Desk (ELDEBR)**



**Intellect® Book Box (EBB)**



**Intellect® Mouse Tray (EMT)**

**Features**

ABS seat and back	•		
ABS construction		•	•
Solid top	•		
Laminate top	•		
15-gauge elliptical steel frame	•		

**Overall Dimensions**

Width	26"	20"	18"
Depth	38-1/2"	19"	6"
Height	33"	4-1/4"	
Seat height	18"		
Top height	30"		

**INFORMATION**

**Warranty**  
 Refer to KI Terms & Conditions document or visit [ki.com](http://ki.com)

# Intellect® Classroom Furniture

## Chairs



EC

**MODEL**

**Size**

- Chair**
- Seat and back constructed of ABS plastic
- Frame constructed of 15-gauge elliptical steel tubing
- Stacks six high
- Anti-tip wallsaver glides
- Glides, tube end caps and handle are black
- Available in four seat heights: 12", 14", 16", 18"
- Model EC18BR includes book basket

**MODEL NUMBER**

Basic Model	Frame Color	Seat & Back Color	Glide Option	Carton Code	Approx. Packaged Weight
EC12	□□	□□□□	□□	□□□	12.0#
EC14	□□	□□□□	□□	□□□	14.0#
EC16	□□	□□□□	□□	□□□	16.0#
EC18	□□	□□□□	□□	□□□	17.0#
EC18BR	□□	□□□□	□□	□□□	19.0#

**A B C D E**

**HOW TO ORDER**

Indicate the following information on order form:

- Quantity of each item.
- Model number, including options. See "How To Build a Model Number".
- Any special service required.

Note: • The □ indicates that a choice is required.  
 • The absence of the □ indicates that no choice is required.  
 • Alpha-numeric characters in place of □ indicate that no other alternatives are available.

**HOW TO BUILD A MODEL NUMBER**

See list upcharge chart for carton pricing.

- A** Select basic model.
- B** Select frame color.  
Refer to color addendum at ki.com or KI Fabrics & Finishes binder.  
  
See pricing column for chrome upcharge.
- C** Select seat and back color.  
Refer to color addendum at ki.com or KI Fabrics & Finishes binder.
- D** select glide option.  

<b>GG</b>	- Black w/grey bottom glide
<b>SG</b>	- Nickel-plated steel glide; add \$1
<b>SNG</b>	- Swivel nylon glide
<b>SSG</b>	- Swivel steel glide
<b>SSF</b>	- Swivel Solo felt glide; add \$2
- E** Select carton code.  

<b>CTN</b>	- Cartoned
<b>NP</b>	- No Packaging

**List Upcharge**

Model	Upcharge Per Unit	Units /Carton
EC12	\$9	2
EC14	9	2
EC16	9	2
EC18	9	2
EC18BR	20	1



# Intellect® Classroom Furniture

Chairs

Freight Excluded Pricing	Chrome Upcharge add to list price
\$ 114	\$ 12
114	12
115	12
118	12
164	16

**INFORMATION**

**Cartoning Information**

Uncartoned shipments are standard for single order quantities of twenty or more units shipped via KI carrier. Specify NP.

**Cartoning Available**

Specify CTN. Cartoning is required for single orders of less than twenty units or orders sent via air freight or UPS. Dealer requested carriers may also require cartoning.

**SPECIAL SERVICES**

**Special Carton Marking**

With specially marked information N/C



**Shipping**

Shipped assembled f.o.b. Bonduel, Wisconsin 54107 factory. Freight class #125.

Specifications and prices are subject to change without prior notice.

# Intellect® Classroom Furniture

## Double-Entry Desks

MODEL	MODEL NUMBER						Approx. Packaged Weight
	Basic Model	Frame Color	Seat & Back Color	Top Color	Surface Finish	Carton Code	
 <p><b>Standard Top Double-Entry Desk</b></p> <ul style="list-style-type: none"> <li>• Top constructed of ABS plastic with glue-in (matching) laminate insert</li> <li>• Seat &amp; back constructed of ABS plastic</li> <li>• Frame constructed of 15-gauge elliptical steel tubing</li> <li>• Glides and tube end caps are black</li> <li>• 18" seat height, 30" top height</li> <li>• Belly room is 16"</li> </ul>	EMDE	□□	□□□□	□□□□□		□□□	32.0#
EDED							
<p><b>Standard Top Double-Entry Desk with Book Rack</b></p>	EMDEBR	□□	□□□□	□□□□□		□□□	35.0#
EDED							
 <p><b>High Pressure Laminate Top Double-Entry Desk</b></p> <ul style="list-style-type: none"> <li>• Top constructed of ABS plastic with glue-in laminate insert</li> <li>• Seat &amp; back constructed of ABS plastic</li> <li>• Frame constructed of 15-gauge elliptical steel tubing</li> <li>• Glides and tube end caps are black</li> <li>• 18" seat height, 30" top height</li> <li>• Belly room is 16"</li> </ul>	ELDE	□□	□□□□	□□□□□	□□□	□□□	32.0#
EDED							
<p><b>High Pressure Laminate Top Double Entry-Desk with Book Rack</b></p>	ELDEBR	□□	□□□□	□□□□□	□□□	□□□	35.0#
EDED							

**A**   **B**   **C**   **D**   **E**   **F**

### HOW TO ORDER

Indicate the following information on order form:

1. Quantity of each item.
2. Model number, including options. See "How To Build a Model Number".
3. Any special service required.

Note:

- The □ indicates that a choice is required.
- The absence of the □ indicates that no choice is required.
- Alpha-numeric characters in place of □ indicate that no other alternatives are available.

### HOW TO BUILD A MODEL NUMBER

- A** Select basic model.
- B** Select frame color.  
Refer to color addendum at ki.com or KI Fabrics & Finishes binder.  
  
See pricing column for Chrome upcharge.
- C** Select seat and back color.  
Refer to color addendum at ki.com or KI Fabrics & Finishes binder.
- D** Select top color.  
Refer to color addendum at ki.com or KI Fabrics & Finishes binder.
- E** Select surface finish.  
Refer to color addendum at ki.com or KI Fabrics & Finishes binder.
- F** Select carton code.  

<b>CTN</b>	- Cartoned; add \$34
<b>NP</b>	- No Packaging

See list upcharge chart for carton pricing.

### List Upcharge

Model	Upcharge Per Unit	Units /Carton
EMDE	\$34	1
EMDEBR	34	1
ELDE	34	1
ELDEBR	34	1



# Intellect® Classroom Furniture

Double-Entry Desks

Freight Excluded Pricing	Chrome Upcharge add to list price
\$ 281	\$ 28
\$ 324	\$ 32
\$ 281	\$ 28
\$ 324	\$ 32

**INFORMATION**

**Cartoning Information**

Uncartoned shipments are standard for single order quantities of twenty or more units shipped via KI carrier. Specify NP.

**Cartoning Available**

Specify CTN. Cartoning is required for single orders of less than twenty units or orders sent via air freight or UPS. Dealer requested carriers may also require cartoning.

**SPECIAL SERVICES**

**Special Carton Marking**

With specially marked information N/C



**Shipping**

Shipped **assembled f.o.b. Bonduel, Wisconsin 54107** factory. Freight class #300.

Specifications and prices are subject to change without prior notice.

# Intellect® Classroom Furniture

## Desks

			MODEL NUMBER						Approx. Packaged Weight
			Basic Model	Frame Color	Top Color	Surface Finish	Glide Option	Carton Code	
MODEL	Features								
 ED	<b>Standard Top Desk</b> <ul style="list-style-type: none"> <li>• Top constructed of ABS plastic with glue-in (matching) laminate insert</li> <li>• Frame constructed of 15-gauge elliptical steel tubing</li> <li>• Stacks four high</li> <li>• Anti-tip glides</li> <li>• Glides and tube end caps are black</li> <li>• Available in four heights: 22", 24", 27", 30"</li> <li>• Accepts optional book box</li> </ul>	Small	EMD22	<input type="checkbox"/>	<input type="checkbox"/> <input type="checkbox"/> <input type="checkbox"/> <input type="checkbox"/> <input type="checkbox"/>		<input type="checkbox"/>	<input type="checkbox"/> <input type="checkbox"/>	20.0#
		Medium	EMD24	<input type="checkbox"/>	<input type="checkbox"/> <input type="checkbox"/> <input type="checkbox"/> <input type="checkbox"/> <input type="checkbox"/>		<input type="checkbox"/>	<input type="checkbox"/> <input type="checkbox"/>	21.0#
		Large	EMD27	<input type="checkbox"/>	<input type="checkbox"/> <input type="checkbox"/> <input type="checkbox"/> <input type="checkbox"/> <input type="checkbox"/>		<input type="checkbox"/>	<input type="checkbox"/> <input type="checkbox"/>	22.0#
		Extra Large	EMD30	<input type="checkbox"/>	<input type="checkbox"/> <input type="checkbox"/> <input type="checkbox"/> <input type="checkbox"/> <input type="checkbox"/>		<input type="checkbox"/>	<input type="checkbox"/> <input type="checkbox"/>	23.0#
 ED	<b>High Pressure Laminate Top Desk</b> <ul style="list-style-type: none"> <li>• Top constructed of ABS plastic with glue-in laminate insert</li> <li>• Frame constructed of 15-gauge elliptical steel tubing</li> <li>• Stacks four high</li> <li>• Anti-tip glides</li> <li>• Glides and tube end caps are black</li> <li>• Available in four heights: 22", 24", 27", 30"</li> <li>• Accepts optional book box</li> </ul>	Small	ELD22	<input type="checkbox"/>	<input type="checkbox"/> <input type="checkbox"/> <input type="checkbox"/> <input type="checkbox"/> <input type="checkbox"/>	<input type="checkbox"/> <input type="checkbox"/>	<input type="checkbox"/>	<input type="checkbox"/> <input type="checkbox"/>	20.0#
		Medium	ELD24	<input type="checkbox"/>	<input type="checkbox"/> <input type="checkbox"/> <input type="checkbox"/> <input type="checkbox"/> <input type="checkbox"/>	<input type="checkbox"/> <input type="checkbox"/>	<input type="checkbox"/>	<input type="checkbox"/> <input type="checkbox"/>	21.0#
		Large	ELD27	<input type="checkbox"/>	<input type="checkbox"/> <input type="checkbox"/> <input type="checkbox"/> <input type="checkbox"/> <input type="checkbox"/>	<input type="checkbox"/> <input type="checkbox"/>	<input type="checkbox"/>	<input type="checkbox"/> <input type="checkbox"/>	22.0#
		Extra Large	ELD30	<input type="checkbox"/>	<input type="checkbox"/> <input type="checkbox"/> <input type="checkbox"/> <input type="checkbox"/> <input type="checkbox"/>	<input type="checkbox"/> <input type="checkbox"/>	<input type="checkbox"/>	<input type="checkbox"/> <input type="checkbox"/>	23.0#
			<b>A</b>	<b>B</b>	<b>C</b>	<b>D</b>	<b>E</b>	<b>F</b>	

### HOW TO ORDER

Indicate the following information on order form:

1. Quantity of each item.
2. Model number, including options. See "How To Build a Model Number".
3. Any special service required.

Note: • The  indicates that a choice is required.  
 • The absence of the  indicates that no choice is required.  
 • Alpha-numeric characters in place of  indicate that no other alternatives are available.

### HOW TO BUILD A MODEL NUMBER

- A** Select basic model.
  - CTN - Cartonned; add \$9
  - NP - No Packaging
 See list upcharge chart for carton pricing.
- B** Select frame color. Refer to color addendum at ki.com or KI Fabrics & Finishes binder.
- See pricing column for Chrome upcharge.
- C** Select top color. Refer to color addendum at ki.com or KI Fabrics & Finishes binder.
- D** Select surface finish. Refer to color addendum at ki.com or KI Fabrics & Finishes binder.
- E** Select glide option.
  - GG - Black w/grey bottom glide
  - SG - Nickel-plated steel glide; add \$1
  - SNG - Swivel nylon glide
  - SSG - Swivel steel glide
  - SSF - Swivel Solo felt glide; add \$2
- F** Select carton code.

### List Upcharge

Model	Upcharge Per Unit	Units /Carton
EMD (all)	\$9	2
ELD (all)	9	2



Freight Excluded Pricing	Chrome Upcharge add to list price
\$ 170	\$ 17
170	17
170	17
170	17
\$ 170	\$ 17
170	17
170	17
170	17

**INFORMATION**

**Cartoning Information**

Uncartoned shipments are standard for single order quantities of twenty or more units shipped via KI carrier. Specify NP.

**Cartoning Available**

Specify CTN. Cartoning is required for single orders of less than twenty units or orders sent via air freight or UPS. Dealer requested carriers may also require cartoning.

**SPECIAL SERVICES**

**Special Carton Marking**

With specially marked information N/C



**Shipping**

Shipped assembled f.o.b. Bonduel, Wisconsin 54107 factory. Freight class #125.

Specifications and prices are subject to change without prior notice.

# Intellect® Classroom Furniture

## Desks

	MODEL	Features	MODEL NUMBER						Approx. Packaged Weight
			Basic Model	Frame Color	Top Color	Surface Finish	Glide Option	Carton Code	
 EDA	<b>Standard Top Desk</b> • Top constructed of ABS plastic with glue-in (matching) laminate insert • Frame constructed of 15-gauge elliptical steel tubing • Stacks four high • Anti-tip glides • Glides and tube end caps are black • Accepts optional book box • Adjustable desk height range is 24"-30" in one-inch increments • Lower leg is always chrome	Adjustable	EMDA	<input type="checkbox"/>	<input type="checkbox"/> <input type="checkbox"/> <input type="checkbox"/> <input type="checkbox"/>		<input type="checkbox"/>	<input type="checkbox"/> <input type="checkbox"/>	25.0#
 EDA	<b>High Pressure Laminate Top Desk</b> • Top constructed of ABS plastic with glue-in laminate insert • Frame constructed of 15-gauge elliptical steel tubing • Stacks four high • Anti-tip glides • Glides and tube end caps are black • Accepts optional book box • Adjustable desk height range is 24"-30" in one-inch increments • Lower leg is always chrome	Adjustable	ELDA	<input type="checkbox"/>	<input type="checkbox"/> <input type="checkbox"/> <input type="checkbox"/> <input type="checkbox"/>	<input type="checkbox"/> <input type="checkbox"/>	<input type="checkbox"/>	<input type="checkbox"/> <input type="checkbox"/>	25.0#
			<b>A</b>	<b>B</b>	<b>C</b>	<b>D</b>	<b>E</b>	<b>F</b>	

### HOW TO ORDER

Indicate the following information on order form:

- Quantity of each item.
- Model number, including options. See "How To Build a Model Number".
- Any special service required.

Note:

- The  indicates that a choice is required.
- The absence of the  indicates that no choice is required.
- Alpha-numeric characters in place of  indicate that no other alternatives are available.

### HOW TO BUILD A MODEL NUMBER

- A** Select basic model.
- B** Select frame color.  
Refer to color addendum at ki.com or KI Fabrics & Finishes binder.
- C** select top color.  
Refer to color addendum at ki.com or KI Fabrics & Finishes binder.
- D** Select surface finish.  
Refer to color addendum at ki.com or KI Fabrics & Finishes binder.
- E** Select glide option.
 

<b>GG</b>	- Black w/grey bottom glide
<b>SG</b>	- Nickel-plated steel glide; add \$1
<b>SNG</b>	- Swivel nylon glide
<b>SSG</b>	- Swivel steel glide
<b>SSF</b>	- Swivel Solo felt glide; add \$2

- F** Select carton code.
 

<b>CTN</b>	- Cartoned; add \$9
<b>NP</b>	- No Packaging

 See list upcharge chart for carton pricing.

### List Upcharge

Model	Upcharge Per Unit	Units /Carton
EMD (all)	\$9	2
ELD (all)	9	2



Freight  
Excluded  
Pricing  
\$ 209

Chrome  
Upcharge  
add to list  
price  
\$ 21

\$ 209

\$ 21

**INFORMATION**

**Cartoning Information**

Uncartoned shipments are standard for single order quantities of twenty or more units shipped via KI carrier. Specify NP.

**Cartoning Available**

Specify CTN. Cartoning is required for single orders of less than twenty units or orders sent via air freight or UPS. Dealer requested carriers may also require cartoning.

**SPECIAL SERVICES**

**Special Carton Marking**

With specially marked information N/C


**Shipping**

Shipped **assembled f.o.b. Bonduel, Wisconsin 54107** factory. Freight class #125.

Specifications and prices are subject to change without prior notice.

# Intellect® Classroom Furniture

ADA Desks

MODEL	Features	MODEL NUMBER						Approx. Packaged Weight
		Basic Model	Frame Color	Surface Finish	Edge Color	Glide Option	Carton Code	
 <p>EDADA</p> <p><b>Laminate Top ADA Desk</b></p> <ul style="list-style-type: none"> <li>• Top constructed of 3/4" solid core with 0.030" high pressure laminate and phenolic backer</li> <li>• Frame constructed of 15-gauge elliptical steel tubing</li> <li>• Stacks four high</li> <li>• Anti-tip glides</li> <li>• Glides and tube end caps are black</li> <li>• Adjustable desk height range is 28"-34" in one-inch increments</li> <li>• Lower leg is always chrome</li> <li>• Inside leg clearance is 30" right to left</li> </ul>	Adjustable	EDADA	<input type="checkbox"/> <input type="checkbox"/>	<input type="checkbox"/> <input type="checkbox"/> <input type="checkbox"/>	<input type="checkbox"/> <input type="checkbox"/> <input type="checkbox"/>		<input type="checkbox"/> <input type="checkbox"/> <input type="checkbox"/>	35.0#

**A**   **B**   **C**   **D**   **E**   **F**

## HOW TO ORDER

Indicate the following information on order form:

1. Quantity of each item.
2. Model number, including options. See "How To Build a Model Number".
3. Any special service required.

Note:

- The  indicates that a choice is required.
- The absence of the  indicates that no choice is required.
- Alpha-numeric characters in place of  indicate that no other alternatives are available.

## HOW TO BUILD A MODEL NUMBER

- A** Select basic model.
- B** Select frame color. Refer to color addendum at ki.com or KI Fabrics & Finishes binder.  
  
See pricing column for Chrome upcharge.
- C** Select surface finish. Refer to color addendum at ki.com or KI Fabrics & Finishes binder.
- D** Select edge color. Refer to color addendum at ki.com or KI Fabrics & Finishes binder.
- E** Select glide option.
 

<b>GG</b>	- Black w/grey bottom glide
<b>SG</b>	- Nickel-plated steel glide; add \$1
<b>SNG</b>	- Swivel nylon glide
<b>SSG</b>	- Swivel steel glide
<b>SSF</b>	- Swivel Solo felt glide; add \$2

- F** Select carton code.
 

<b>CTN</b>	- Cartoned; add \$11
<b>NP</b>	- No Packaging

 See list upcharge chart for carton pricing.

## List Upcharge

Model	Upcharge Per Unit	Units /Carton
EDADA (all)	\$11	2



Freight  
Excluded  
Pricing  
\$ 263

Chrome  
Upcharge  
add to list  
price  
\$ 26

**INFORMATION**

**Cartoning Information**

Uncartoned shipments are standard for single order quantities of twenty or more units shipped via KI carrier. Specify NP.

**Cartoning Available**

Specify CTN. Cartoning is required for single orders of less than twenty units or orders sent via air freight or UPS. Dealer requested carriers may also require cartoning.

**SPECIAL SERVICES**

**Special Carton Marking**

With specially marked information N/C

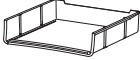

**Shipping**

Shipped **assembled f.o.b. Bonduel, Wisconsin 54107** factory. Freight class #125.

Specifications and prices are subject to change without prior notice.

# Intellect® Classroom Furniture

## Accessories

	MODEL	MODEL NUMBER		Approx. Packaged Weight
		Basic Model	Book Box Color	
 HRDPT	<b>Book Box</b> <ul style="list-style-type: none"> <li>• Available for desks and two-student tables only</li> <li>• Can be used as book box, keyboard tray or tote</li> <li>• Field retrofitable</li> <li>• Accepts optional mouse tray - see below</li> <li>• Accommodates keyboards up to 18.25" wide</li> <li>• 19.82"w x 19.09"d x 4.20"h</li> <li>• Field installs by sliding into built-in tracks</li> <li>• Pulls out toward user for easy access to books and materials</li> <li>• Constructed of ABS plastic</li> </ul>	EBB	<input type="checkbox"/> <input type="checkbox"/> <input type="checkbox"/> <input type="checkbox"/>	6.0#
 HRDPT	<b>Mouse Tray</b> <ul style="list-style-type: none"> <li>• Constructed of ABS plastic</li> <li>• Slides into tracks molded into underside of book box</li> <li>• Slides for right- or left-handed use</li> <li>• Available in black only</li> </ul>	EMT.ENBL		2.0#

**A**

**B**

### HOW TO ORDER

Indicate the following information on order form:

1. Quantity of each item.
2. Model number, including options. See "How To Build a Model Number".
3. Any special service required.

- Note:
- The  indicates that a choice is required.
  - The absence of the  indicates that no choice is required.
  - Alpha-numeric characters in place of  indicate that no other alternatives are available.

### HOW TO BUILD A MODEL NUMBER

- A** Select basic model.
- B** Select book box color. Refer to color addendum at [ki.com](http://ki.com) or KI Fabrics & Finishes binder.



Freight  
Excluded  
Pricing  
\$ 45

\$ 10

**SPECIAL SERVICES**

**Special Carton Marking**

With specially marked information N/C

**Shipping**

Shipped **assembled f.o.b. Bonduel, Wisconsin 54107** factory. Freight class #125.

Specifications and prices are subject to change without prior notice.

# Intellect Wave® Classroom Furniture

## General Information



**Cantilever Chair  
(IWC)**

**4-Leg Chair  
(IW4)**

**Music Chair  
(IWMC)**

**4-Leg Chair with  
Casters (IW4C)**

**Task Chair  
(IWPDP)**

Features	Cantilever Chair (IWC)	4-Leg Chair (IW4)	Music Chair (IWMC)	4-Leg Chair with Casters (IW4C)	Task Chair (IWPDP)
Stackable	•	•	•	•	
Book rack (under seat) for 18" or larger chairs	•	•	•	•	
Seat Tilt Option					•
General Dimensions					
Seat width x depth	see chart	see chart	see chart	see chart	see chart
Seat height	see chart	see chart	see chart	see chart	see chart
Overall Dimensions					
Width x depth	see chart	see chart	see chart	see chart	24-1/2" x 24-1/2"
Height	see chart	see chart	see chart	see chart	see chart

### Stacking on Dolly - 18" Chair Only

Overall width	22-1/2"	22-1/2"	22-1/2"		
Overall depth	29"	39"	38"		
Quantity/height	7 chairs/62" high	10 chairs/65" high	5 chairs/53" high		

### Stacking on Floor - 18" Chair only

Overall Width	21"	21"	21"	21"	
Overall depth	37"	34"	33"	33"	
Quantity/height	5 chairs/44" high	8 chairs/49" high	5 chairs/43" high	4 chairs/40" high	

## SPECIFICATIONS

### Shell

One-piece contoured shell made of static-free, high-impact polypropylene. Colorfastness ensured through complete color impregnation throughout the molded part. Strength and durability shall be assured through an engineered internal structural cavity which eliminates the need for unsightly ribs on the back of the shell. Rolled edges for comfort and strength. Textured front and back. Wide, ergonomic handle molded into chair back for ease of mobility. Fastens to frame with six screws. Upholstered chairs have partially exposed polypropylene surfaces. Fabric is upholstered over 9/16" foam on the back and seat and fastened to an inner shell with screws.

### Frames

**Cantilever Chair, 4-Leg Chair, 4-Leg w/ Casters, Music Chair, and Cafe Stool**  
 .75" x 1.5" O.D. x 15-gauge elliptical steel

tubing welded to a 14-gauge steel plate. Frame shall be duplex nickel chrome plated or powder coated after all welding processes are complete.

### Task Chair and Stool

The frame is constructed of a 12-gauge base plate powder coated black with a lever-activated pneumatic cylinder for seat height adjustment. Available with a seat tilt mechanism on armless chairs only. Tilt mechanism includes a tension adjustment knob and a tilt lock on the seat height adjustment lever.

### Book Rack (under seat)

External framework of 5/16" diameter solid wire rod attached to the chair frame with 4 screws. Cross braces of 5/16" diameter solid wire rod welded between the external framework. Book racks offered assembled at factory (cartoned "CTN" only). Chairs with book racks cannot stack and do not include stacking bumpers. Chrome only.

### Glides

Swivel type polished zinc-plated steel, nylon, or felt Solo glides available. (Note: Felt Solo glides will increase the height of the product by 1/4".) Refer to the Glide Selection Guidelines for recommendations by floor type.

### Glides - Task Chair and Stool

Adjustable molded, high-impact plastic glides.

### Casters - Task Chair, Task Stool, and 4-Leg Chair w/Casters

**Carpet Casters**  
 Double wheels of high-impact thermoplastic. High-impact plastic frame. Black finish only.

### Hard Floor Casters

Double wheels of soft plastic. High-impact plastic frame. Black finish only.

### Pneumatic Height Adjustment - Task Chair and Stool

Lever-activated pneumatic cylinder enables seat height adjustment from 16-1/2" to

21-1/2" (large chair), 14" to 16-1/2" (medium chair), and 20-1/4" to 30-3/4" (stool).

### Base

#### Task Chair

24" injection-molded, glass-reinforced nylon 5-blade base.

#### Task Stool

26" injection-molded, glass-reinforced nylon 5-blade base.

### Armrest - Task Chair and Stool

A tubular steel frame supports self-skinning urethane armrests. The support is bolted to the seat underside. Armrest paint color and top pad are always black. (Field installable)

## INFORMATION

### C.O.M. Testing and Production Requirements

Not all materials are suitable for upholstering this product. A 1 yd. x 54" sample



# Intellect Wave® Classroom Furniture

General Information

	General Dimensions			Cantilever Chair Overall Dimensions			
	Seat Width	Seat Depth		Width	Depth	Height	Seat Height
Extra Small	12.5	12.0	Extra Small				
Small	12.5	12.0	Small	15.4	14.2	23.0	13.7
Medium	14.3	14.0	Medium	17.2	16.2	26.5	15.0
Large	17.5	17.0	Large	20.3	19.6	32.0	18.0

	4-Leg Chair Overall Dimensions				4-Leg Chair with Casters Overall Dimensions			
	Width	Depth	Height	Seat Height	Width	Depth	Height	Seat Height
Extra Small	14.8	14.0	20.0	10.0				
Small	14.8	15.0	23.0	13.0				
Medium	16.7	17.0	26.5	15.0	16.7	17.0	26.5	15.0
Large	19.7	20.0	32.0	18.0	19.7	20.0	32.0	18.0

	Music Chair Overall Dimensions				Pedestal Chair without Arms Overall Dimensions			
	Width	Depth	Height	Seat Height	Width	Depth	Height	Seat Height
Extra Small								
Small								
Medium	16.7	17.5	29.3	16.5	24.5	24.5	25.5 - 28.3	14.0 - 16.8
Large	19.7	21.2	34.6	19.0	24.5	24.5	30.5 - 35.5	16.5 - 21.5

Recommended Chair and Desk Heights							
Chairs <small>measured to top of seat</small>	10"	12"	13"	14"	15"	16"	18"
Desks <small>without book box</small>		22"		24"	25"	27"	29-30"
Grade							
Pre-K	X	X					
K		X	X	X			
1		X	X	X	X		
2				X	X	X	
3					X	X	
4					X	X	X
5-6							X

must be submitted and approved prior to acceptance of an order. If the fabric is directional in pattern or weave, the direction must be indicated on the submitted sample, and additional yardage may be requested.

Test samples must be sent to:

KI  
 Attn: C.O.M. Specialist  
 1687 Westminster Drive - Gate 3  
 Green Bay, WI 54302

**Fabric Disclaimer**

Fabric will be applied as swatched by the fabric manufacturer. Fabric that is required to be applied differently than is swatched will need a Special Cost Request written specifying the direction the fabric is to be applied. The posted standard lead time will apply to the Special Cost Request.

**INFORMATION**

**Warranty**  
 Refer to KI Terms & Conditions document or visit [ki.com](http://ki.com)

# Intellect Wave® Classroom Furniture

General Information



**Task Stool  
(IWS)**



**Cafe Stool  
(IWCS)**



**Dolly  
(IWD)**

## Features

Stackable

## General Dimensions

Seat width x depth	17-1/2" x 17"	17-1/2" x 17"
Seat height	20-1/2" - 30-3/4"	30-1/2"

## Overall Dimensions

Width x depth	26" x 26"	20-1/4" x 22-1/4"	22-1/2" x 25-1/2"
Height	34-1/4" - 44-3/4"	44-1/2"	

## Stacking on Floor - 18" Chair Only

Quantity/height	4 chairs/53" high
-----------------	-------------------

## SPECIFICATIONS

### Shell

One-piece contoured shell made of static-free, high-impact polypropylene. Colorfastness ensured through complete color impregnation throughout the molded part. Strength and durability shall be assured through an engineered internal structural cavity which eliminates the need for unsightly ribs on the back of the shell. Rolled edges for comfort and strength. Textured front and back. Wide, ergonomic handle molded into chair back for ease of mobility. Fastens to frame with six screws. Upholstered chairs have partially exposed polypropylene surfaces. Fabric is upholstered over 9/16" foam on the back and seat and fastened to an inner shell with screws.

### Frames

**Cantilever Chair, 4-Leg Chair, 4-Leg w/ Casters, Music Chair, and Cafe Stool**  
 .75" x 1.5" O.D. x 15-gauge elliptical steel

tubing welded to a 14-gauge steel plate. Frame shall be duplex nickel chrome plated or powder coated after all welding processes are complete.

### Task Chair and Stool

The frame is constructed of a 12-gauge base plate powder coated black with a lever-activated pneumatic cylinder for seat height adjustment. Available with a seat tilt mechanism on armless chairs only. Tilt mechanism includes a tension adjustment knob and a tilt lock on the seat height adjustment lever.

### Book Rack (under seat)

External framework of 5/16" diameter solid wire rod attached to the chair frame with 4 screws. Cross braces of 5/16" diameter solid wire rod welded between the external framework. Book racks offered assembled at factory (cartoned "CTN" only). Chairs with book racks cannot stack and do not include stacking bumpers. Chrome only.

### Glides

Swivel type polished zinc-plated steel, nylon, or felt Solo glides available. (Note: Felt Solo glides will increase the height of the product by 1/4".) Refer to the Glide Selection Guidelines for recommendations by floor type.

### Glides - Task Chair and Stool

Adjustable molded, high-impact plastic glides.

### Casters - Task Chair, Task Stool, and 4-Leg Chair w/Casters

**Carpet Casters**  
 Double wheels of high-impact thermoplastic. High-impact plastic frame. Black finish only.

### Hard Floor Casters

Double wheels of soft plastic. High-impact plastic frame. Black finish only.

### Pneumatic Height Adjustment - Task Chair and Stool

Lever-activated pneumatic cylinder enables seat height adjustment from 16-1/2" to

21-1/2" (large chair), 14" to 16-1/2" (medium chair), and 20-1/4" to 30-3/4" (stool).

### Base

The Pedestal Base Chair has a 24" injection-molded, glass-reinforced nylon 5-blade base. The Pedestal Base Stool has a 26" injection-molded, glass-reinforced nylon 5-blade base.

### Task Chair

24" injection-molded, glass-reinforced nylon 5-blade base.

### Task Stool

26" injection-molded, glass-reinforced nylon 5-blade base.

### Armrest - Task Chair and Stool

A tubular steel frame supports self-skinning urethane armrests. The support is bolted to the seat underside. Armrest paint color and top pad are always black. (Field installable)



# Intellect Wave® Classroom Furniture


General Information



**Chrome Book Rack  
(Under Seat)**



**Wire Book Basket  
(Under Desk)**



**Plastic Book Box**



**Book Bag Hook**

**Features**

Width (Tripod & Trapezoid desks)	13"	21-1/2"	16"	3"
Width (Cantilever & Two Student desks)			19-1/2"	
Depth	12"	12"	14"	2"
Height	9"	4-1/2"	4"	2-3/4"
Height (Cantilever & Two Student desks)			3-1/2"	

**INFORMATION**

**C.O.M. Testing and Production Requirements**

Not all materials are suitable for upholstering this product. A 1 yd. x 54" sample must be submitted and approved prior to acceptance of an order. If the fabric is directional in pattern or weave, the direction must be indicated on the submitted sample, and additional yardage may be requested.

Test samples must be sent to:

KI  
Attn: C.O.M. Specialist  
1687 Westminster Drive - Gate 3  
Green Bay, WI 54302

**Fabric Disclaimer**

Fabric will be applied as swatched by the fabric manufacturer. Fabric that is required to be applied differently than is swatched will need a Special Cost Request written specifying the direction the fabric is to be applied.

The posted standard lead time will apply to the Special Cost Request.

**INFORMATION**

**Warranty**

Refer to KI Terms & Conditions document or visit [ki.com](http://ki.com)

# Intellect Wave® Classroom Furniture

## General Information



### Features

Laminate top	•	•	•	•	•	•
Hard plastic top	•	•	•	•	•	•
Book box	•	•	•	•	•	•
Wire book basket (under desk top)	•	•	•	•	•	•
Back pack hook	•	•	•	•	•	•

### General Dimensions

Top size		19" x 26"	20-1/2" x 32"	19" x 60"	27-2/5" x 27-2/5" x 36-5/8"	30-1/2" x 31-3/8" x 37-1/5"
----------	--	-----------	---------------	-----------	-----------------------------	-----------------------------

Top size - straight front 19-3/8" x 26-3/4"

Top size - curved front 19" x 26"

ADA top size 20" x 36" 20" x 36"

### Overall Dimensions

Width x depth	26" x 19"	26" x 19"	32" x 21"	60" x 19"	23-2/5" x 36-5/8"	24-1/5" x 37-1/5"
Fixed top height	25", 27", 29"	25", 27", 29"	25", 27", 29"	25", 27", 29"		
Adjustable top height	24" - 30"	22" - 34"	22" - 34"		22" - 34"	22" - 34"
ADA top height	28" - 34"	22" - 34"				

## SPECIFICATIONS

### Shell

One-piece contoured shell made of static-free, high-impact polypropylene. Colorfastness ensured through complete color impregnation throughout the molded part. Strength and durability shall be assured through an engineered internal structural cavity which eliminates the need for unsightly ribs on the back of the shell. Rolled edges for comfort and strength. Textured front and back. Wide, ergonomic handle molded into chair back for ease of mobility. Fastens to frame with six screws. Upholstered chairs have partially exposed polypropylene surfaces. Fabric is upholstered over 9/16" foam on the back and seat and fastened to an inner shell with screws.

### Frames

**Tablet Arm Chair and Double Entry Desk**  
0.75" x 1.5" O.D. x 15-gauge elliptical steel tubing welded to a 14-gauge steel plate.

Frame shall be duplex nickel chrome plated or powder coated after all welding processes are complete.

### Combination Desk

0.75" x 1.5" O.D. x 15-gauge elliptical steel tubing welded to a 12-gauge steel plate. Frame shall be duplex nickel chrome plated or powder coated after all welding processes are complete.

### Fixed Height - 4-Leg Desk and Trapezoid Desk

0.75" x 1.5" O.D. 15-gauge elliptical steel tubing welded to a heavy 11-gauge steel plate. Frame shall be duplex nickel chrome plated or powder coated after all welding processes are complete. Legs fasten to top with K50 2.24 x 13mm Torx head screws.

### Fixed Height - Cantilever Desk and Two Student Desk

0.75" x 1.5" O.D. 15-gauge elliptical steel tubing welded to a heavy 11-gauge mounting bracket. Frame shall be duplex nickel chrome plated or powder coated after all

welding processes are complete. Frames fasten to top with K50 2.24 x 13mm Torx head screws.

### Adjustable Height - 4-Leg Desk, Trapezoid Desk, Tripod Desk, and ADA 4-Leg Desk

1.68" x 0.99" OD 17-gauge elliptical steel tube welded to a heavy 11-gauge steel plate. Top section of leg powder coat finish after all welding processes are complete. Telescoping lower section of 0.75" x 1.5" OD 15-gauge elliptical steel tube in bright chrome finish; locks with 1/4" screw in 1" increments in a 22"-34" height range. Legs fasten to top with K50 2.24 x 13mm Torx head screws. Tripod desks have a 7/16" diameter steel wire crossbrace welded to the 3 legs.

### Adjustable Height - Cantilever Desk and ADA Cantilever Desk

0.75" x 1.5" OD 15-gauge elliptical steel tube welded to a heavy 11-gauge steel mounting bracket. Telescoping lower section in bright chrome finish; locks with 1/4" screw in 1" increments. Adjustable height range is 24"-

30" and ADA height range is 28"-34". Legs fasten to top with K50 2.24 x 13mm Torx head screws.

### Book Basket (under desk)

Chrome plated 7mm dia. solid steel wire attached to underside of top with eight K50 2.24 x 13mm Torx head screws.

### Book Box (under desk)

Molded thermoplastic polypropylene installs quickly to underside of the top with nine K50 2.24 x 13mm Torx head screws. Translucent finish helps provide a safe environment while allowing for some degree of personal privacy. Molded-in pencil tray keeps items conveniently inside book box within easy reach, not on the floor or in the back of the book box.

Book box for Cantilever and Two-Student desks measures 16"D x 19-1/2"W x 3-1/2"H and is available in 5 standard poly colors plus translucent. The book box for 4-Leg desks measures 14"D x 16"W x 4"H and is available in translucent only.



# Intellect Wave® Classroom Furniture

General Information



**Combination Chair/  
Desk (IWCD)**

**Double Entry Desk  
(IWDE)**

**XL Double Entry Desk  
(IWXD)**

**Tablet Arm Chair  
(IWTA)**

**Folding G2-  
Tablet Arm  
(IWTA2)**

## Features

Laminate top	•	•	•	•	•
Hard plastic top	•	•	•	•	•
Back pack hook	•	•	•	•	•
Book rack (under seat) for 18" or larger chairs	•	•	•	•	•

## General Dimensions

Seat width x depth	17-1/2" x 17"	17-1/2" x 17"	17-1/2" x 17"	17-1/2" x 17"	17-1/2" x 17"
Seat height	18"	18"	18"	18"	18"
Belly room	16"	16"	17-1/2"	15-1/2"	
Top size	19" x 26"	19" x 26"	19" x 26"	15" x 20-1/2"	9-1/8" x 18-1/8" x 13-3/4"

## Overall Dimensions

Width x depth (standard tablet)	26" x 36-3/4"	26" x 36-3/4"	26" x 38-1/4"	21-1/4" x 29-1/4"	
Width x depth (laptop tablet)				21-3/4" x 32-3/4"	
Width x depth (G2-tablet)					22-2/5" x 27-3/5"
Height	32"	32"	32"	32"	32"
Fixed top height	29"	29"	30"	29"	29"

### Book Bag Hook

1/4" solid wire rod quickly installs to underside of top with two K50 2.24 x 13mm Torx head screws. Chrome finish provides long lasting wear resistance.

### Glides

Swivel type polished zinc-plated steel, nylon, or felt Solo glides available. (Note: Felt Solo glides will increase the height of the product by 1/4".) Refer to the Glide Selection Guidelines for recommendations by floor type.

### Top

#### Cantilever Desk, 4-Leg Desk, Two Student Desk, Tripod Desk, Combination Desk, and Double Entry Desk

Solid, molded thermoset plastic with pencil groove or high-density particleboard core covered with .03" high-pressure laminate top and .02" phenolic backing sheet and 73P PVC edge. Worksurfaces shall have comfort curve on user side and 2-3/8" radius

corners. Hard plastic top is 5/8" thick and the laminate top is 3/4" thick.

Rectangle tops measure 19" x 26" and the trapezoid tops measure 20-1/2" x 32". Linear Tripod tops measure 27-2/5" x 27-2/5" x 36-5/8".

ADA tops measure 36-1/2" x 20" and the hard plastic ADA tops do not have a comfort curve or pencil groove.

Two Student Desk top measures 19" x 60" and is only available in 3/4" laminate. Two Student Desk has two comfort curves.

Contour Tripod Desk top measures 30-1/2" x 31-3/8" x 37-1/5" and is only available in 3/4" laminate.

Cantilever and 4-Leg Desks have choice of curved or straight front hard plastic top. Straight front tops are recommended when desks are back to back or when stacking flat on the desk is a requirement.

#### Tablet Arm Chair

Tablet boards are 5/8" 11-ply plywood core with high-pressure laminate with clear coat edge and plain backer sheet. Effective working surfaces:

Standard tablet arm = 14" x 11"  
Laptop tablet arm = 18" x 14"  
G2-tablet arm = 10" x 13-1/2"




## INFORMATION

### Warranty

Refer to KI Terms & Conditions document or visit [ki.com](http://ki.com)

# Intellect Wave® Classroom Furniture

## Cantilever Chair

	MODEL	Features	MODEL NUMBER						
			Basic Model	Frame Color	Shell Color	Glide Option	Carton Code	Upholstery Color	
	<b>Cantilever Chair</b>	Small Polypropylene	IWC13	<input type="checkbox"/>	<input type="checkbox"/>	<input type="checkbox"/>	CTN		
		• Stacking - unupholstered only	Medium Polypropylene	IWC15	<input type="checkbox"/>	<input type="checkbox"/>	<input type="checkbox"/>	CTN	
		• Optional chrome book rack	Large Polypropylene	IWC18	<input type="checkbox"/>	<input type="checkbox"/>	<input type="checkbox"/>	<input type="checkbox"/>	
IWC									
	<b>Cantilever Chair with Book Rack</b>	Large Polypropylene - Assembled	IWC18BR	<input type="checkbox"/>	<input type="checkbox"/>	<input type="checkbox"/>	CTN		
		• Chrome book rack							
		• Assembled only							
IWC									
	<b>Upholstered Seat Cantilever Chair</b>	Large Upholstered Seat	IWC18U/S	<input type="checkbox"/>	<input type="checkbox"/>	<input type="checkbox"/>	CTN	<input type="checkbox"/>	
		• Optional chrome book rack	Large Upholstered Seat with Book Rack	IWC18BRU/S	<input type="checkbox"/>	<input type="checkbox"/>	<input type="checkbox"/>	CTN	<input type="checkbox"/>
		• Assembled only							
IWC									

A

B

C

D

E

F

### HOW TO ORDER

Indicate the following information on order form:

- Quantity of each item.
- Model number, including options. See "How To Build a Model Number".
- Any special service required.

Note:

- The  indicates that a choice is required.
- The absence of the  indicates that no choice is required.
- Alpha-numeric characters in place of  indicate that no other alternatives are available.

### HOW TO BUILD A MODEL NUMBER

**A** Select basic model.

**B** Select frame color.  
Refer to color addendum at [ki.com](http://ki.com) or KI Fabrics & Finishes binder.

See pricing column for Chrome upcharge.

**C** select shell color.  
Refer to color addendum at [ki.com](http://ki.com) or KI Fabrics & Finishes binder.

**D** Select glide option.  
**NG** - Nylon glides  
**SG** - Steel glides  
**SF** - Felt Solo Glide; add \$2

**E** Select carton code.  
**CTN** - Cartoned; add \$5  
**NP** - No Packaging  
 Cartoned upcharges: (Do not add if CTN is only option.)  
 IWC18 - \$5

**F** Select upholstery grade/color.  
Refer to color addendum at [ki.com](http://ki.com) or KI Fabrics & Finishes binder.

### UPHOLSTERY INFORMATION

#### C.O.M. Upholstery

C.O.M. requirement is 5/8 yard per chair for seat only and 1 yard per chair for seat and back of 54" wide non-directional fabric. For complete information on ordering C.O.M. see "Ordering C.O.M., C.O.V. and C.O.L." section.



# Intellect Wave® Classroom Furniture

Cantilever Chair

Approx. Packaged Weight	Freight Excluded Pricing Unupholstered	Freight Excluded Pricing Fabric Grade 1 & C.O.M.	Freight Excluded Pricing Fabric Grade 2	Freight Excluded Pricing Fabric Grade 3	Freight Excluded Pricing Vinyl Group 2	Freight Excluded Pricing Pallas Fabric Group P1	Freight Excluded Pricing Pallas Fabric Group P2	Freight Excluded Pricing Pallas Fabric Group P3	Freight Excluded Pricing Pallas Fabric Group P4	Chrome Upcharge add to list price
14.0#	\$ 97									\$ 10
15.0#	98									10
16.0#	99									10
19.0#	\$ 129									\$ 10
17.0#	N/A	\$ 150	\$ 154	\$ 162	\$ 162	\$ 190	\$ 202	\$ 217	\$ 230	\$ 10
20.0#	N/A	174	179	187	187	214	226	242	254	10

**OPTIONS**

**California TB133 Fire Safety Code**

The above seating products can be manufactured using the appropriate flame-retardant materials for compliance to California Technical Bulletin 133. Add "FR" to end of model number.

- Model=Polypropylene
- Added Lead Time=none
- Added List Price=\$18
- Model=Upholstered Seat Only
- Added Lead Time=none
- Added List Price=\$58

Upholstered Seat/Back models NOT TB133 approved.

**INFORMATION**

**Cartoning Information**

Uncartoned shipments are standard for single order quantities of 24 or more units shipped via KI carrier. Specify NP.

**Cartoning Available**

Cartoning is required for single orders of less than 24 units or orders sent via air freight or UPS. Chairs with assembled book racks or upholstery require cartoning. Dealer requested carriers may also require cartoning. Specify CTN.

**SPECIAL SERVICES**

**Special Carton Marking**

With specially marked information N/C

**Shipping**

Shipped assembled f.o.b. Green Bay, Wisconsin 54302 factory. Freight class #125.

Specifications and prices are subject to change without prior notice.

# Intellect Wave® Classroom Furniture

## Cantilever Chair

Features	MODEL NUMBER						Approx. Packaged Weight
	Basic Model	Frame Color	Shell Color	Glide Option	Carton Code	Upholstery Color	
Large Upholstered Seat/Back	IWC18U/B	<input type="checkbox"/> <input type="checkbox"/>	<input type="checkbox"/> <input type="checkbox"/> <input type="checkbox"/>	<input type="checkbox"/> <input type="checkbox"/>	CTN	<input type="checkbox"/> <input type="checkbox"/> <input type="checkbox"/> <input type="checkbox"/>	17.0#
Large Upholstered Seat/Back with Book Rack	IWC18BRU/B	<input type="checkbox"/> <input type="checkbox"/>	<input type="checkbox"/> <input type="checkbox"/> <input type="checkbox"/>	<input type="checkbox"/> <input type="checkbox"/>	CTN	<input type="checkbox"/> <input type="checkbox"/> <input type="checkbox"/> <input type="checkbox"/>	20.0#



IWCU  
**Upholstered Seat/Back Cantilever Chair**  
 • Optional chrome book rack  
 • Assembled only

**A**      **B**      **C**      **D**      **E**      **F**

### HOW TO ORDER

Indicate the following information on order form:

- Quantity of each item.
- Model number, including options. See "How To Build a Model Number".
- Any special service required.

Note: • The  indicates that a choice is required.  
 • The absence of the  indicates that no choice is required.  
 • Alpha-numeric characters in place of  indicate that no other alternatives are available.

### HOW TO BUILD A MODEL NUMBER

- A** Select basic model.
- B** Select frame color.  
Refer to color addendum at [ki.com](http://ki.com) or KI Fabrics & Finishes binder.  
  
See pricing column for Chrome upcharge.
- C** select shell color.  
Refer to color addendum at [ki.com](http://ki.com) or KI Fabrics & Finishes binder.
- D** Select glide option.  

<b>NG</b>	- Nylon glides
<b>SG</b>	- Steel glides
<b>SF</b>	- Felt Solo Glide; add \$2
- E** Select carton code.  

<b>CTN</b>	- Cartoned
------------	------------

 Cartoned upcharges: (Do not add if CTN is only option.)  
 IWC18 - \$5

- F** Select upholstery grade/color.  
Refer to color addendum at [ki.com](http://ki.com) or KI Fabrics & Finishes binder.

### UPHOLSTERY INFORMATION

**C.O.M. Upholstery**  
 C.O.M. requirement is 5/8 yard per chair for seat only and 1 yard per chair for seat and back of 54" wide non-directional fabric. For complete information on ordering C.O.M. see "Ordering C.O.M., C.O.V. and C.O.L." section.



# Intellect Wave® Classroom Furniture

Cantilever Chair

Freight Excluded Pricing Fabric Grade 1 & C.O.M.	Freight Excluded Pricing Fabric Grade 2	Freight Excluded Pricing Fabric Grade 3	Freight Excluded Pricing Vinyl Group 2	Freight Excluded Pricing Pallas Fabric Group P1	Freight Excluded Pricing Pallas Fabric Group P2	Freight Excluded Pricing Pallas Fabric Group P3	Freight Excluded Pricing Pallas Fabric Group P4	Chrome Upcharge add to list price
\$ 190	\$ 202	\$ 214	\$ 214	\$ 260	\$ 282	\$ 308	\$ 328	\$ 10
214	226	239	239	285	306	333	353	10

**OPTIONS**

**California TB133 Fire Safety Code**

The above seating products can be manufactured using the appropriate flame-retardant materials for compliance to California Technical Bulletin 133. Add "FR" to end of model number.

- Model=Polypropylene
- Added Lead Time=none
- Added List Price=\$18
- Model=Upholstered Seat Only
- Added Lead Time=none
- Added List Price=\$58

Upholstered Seat/Back models NOT TB133 approved.

**INFORMATION**

**Cartoning Information**

Uncartoned shipments are standard for single order quantities of 24 or more units shipped via KI carrier. Specify NP.

**Cartoning Available**

Cartoning is required for single orders of less than 24 units or orders sent via air freight or UPS. Chairs with assembled book racks or upholstery require cartoning. Dealer requested carriers may also require cartoning. Specify CTN.

**SPECIAL SERVICES**

**Special Carton Marking**

With specially marked information N/C




**Shipping**

Shipped assembled f.o.b. Green Bay, Wisconsin 54302 factory. Freight class #125.

Specifications and prices are subject to change without prior notice.

# Intellect Wave® Classroom Furniture

## 4-Leg Chair

MODEL	Features	MODEL NUMBER					
		Basic Model	Frame Color	Shell Color	Glide Option	Carton Code	Upholstery Color
 4-Leg Chair • Stacking - unupholstered only • Optional chrome book rack	Extra Small Polypropylene	IW410	<input type="checkbox"/>	<input type="checkbox"/>	<input type="checkbox"/>	CTN	
	Small Polypropylene	IW413	<input type="checkbox"/>	<input type="checkbox"/>	<input type="checkbox"/>	CTN	
	Medium Polypropylene	IW415	<input type="checkbox"/>	<input type="checkbox"/>	<input type="checkbox"/>	CTN	
	Large Polypropylene	IW418	<input type="checkbox"/>	<input type="checkbox"/>	<input type="checkbox"/>	<input type="checkbox"/>	
IW4							
 4-Leg Chair with Book Rack • Chrome book rack • Assembled only	Large Polypropylene	IW418BR	<input type="checkbox"/>	<input type="checkbox"/>	<input type="checkbox"/>	CTN	
IW4							
 Upholstered Seat 4-Leg Chair • Optional chrome book rack • Assembled only	Large Upholstered Seat	IW418U/S	<input type="checkbox"/>	<input type="checkbox"/>	<input type="checkbox"/>	CTN	<input type="checkbox"/>
	Large Upholstered Seat with Book Rack	IW418BRU/S	<input type="checkbox"/>	<input type="checkbox"/>	<input type="checkbox"/>	CTN	<input type="checkbox"/>
IW4U							

**A**   **B**   **C**   **D**   **E**   **F**

### HOW TO ORDER

Indicate the following information on order form:

- Quantity of each item.
- Model number, including options. See "How To Build a Model Number".
- Any special service required.

Note: • The  indicates that a choice is required.  
 • The absence of the  indicates that no choice is required.  
 • Alpha-numeric characters in place of  indicate that no other alternatives are available.

### HOW TO BUILD A MODEL NUMBER

- A** Select basic model.
- B** Select frame color.  
Refer to color addendum at [ki.com](http://ki.com) or KI Fabrics & Finishes binder.  
  
See pricing column for Chrome upcharge.
- C** select shell color.  
Refer to color addendum at [ki.com](http://ki.com) or KI Fabrics & Finishes binder.
- D** Select glide option.  

<b>NG</b>	- Nylon glides
<b>SG</b>	- Steel glides
<b>SF</b>	- Felt Solo Glide; add \$2
- E** Select carton code.  

<b>CTN</b>	- Cartoned
<b>NP</b>	- No Packaging

 Cartoned upcharges: (Do not add if CTN is only option.)  
 IW418 - \$5
- F** Select upholstery grade/color.  
Refer to color addendum at [ki.com](http://ki.com) or KI Fabrics & Finishes binder.

### UPHOLSTERY INFORMATION

**C.O.M. Upholstery**  
 C.O.M. requirement is 5/8 yard per chair for seat only and 1 yard per chair for seat and back of 54" wide non-directional fabric. For complete information on ordering C.O.M. see "Ordering C.O.M., C.O.V. and C.O.L." section.



# Intellect Wave® Classroom Furniture

4-Leg Chair

Approx. Packaged Weight	Freight Excluded Pricing Unupholstered	Freight Excluded Pricing Fabric Grade 1 & C.O.M.	Freight Excluded Pricing Fabric Grade 2	Freight Excluded Pricing Fabric Grade 3	Freight Excluded Pricing Vinyl Group 2	Freight Excluded Pricing Pallas Fabric Group P1	Freight Excluded Pricing Pallas Fabric Group P2	Freight Excluded Pricing Pallas Fabric Group P3	Freight Excluded Pricing Pallas Fabric Group P4	Chrome Upcharge add to list price
14.0#	\$ 94									\$ 10
15.0#	95									10
16.0#	96									10
17.0#	96									10
20.0#	\$ 115									\$ 10
18.0#	N/A	\$ 147	\$ 151	\$ 159	\$ 159	\$ 187	\$ 199	\$ 214	\$ 226	\$ 10
21.0#	N/A	171	175	184	184	211	223	239	251	10

**OPTIONS**

**California TB133 Fire Safety Code**

The above seating products can be manufactured using the appropriate flame-retardant materials for compliance to California Technical Bulletin 133. Add "FR" to end of model number.

- Model=Polypropylene
- Added Lead Time=none
- Added List Price=\$18
- Model=Upholstered Seat Only
- Added Lead Time=none
- Added List Price=\$58

Upholstered Seat/Back models NOT TB133 approved.

**INFORMATION**

**Cartoning Information**

Uncartoned shipments are standard for single order quantities of 24 or more units shipped via KI carrier. Specify NP.

**Cartoning Available**

Cartoning is required for single orders of less than 24 units or orders sent via air freight or UPS. Chairs with assembled book racks or upholstery require cartoning. Dealer requested carriers may also require cartoning. Specify CTN.

**SPECIAL SERVICES**

**Special Carton Marking**

With specially marked information N/C

**Shipping**

Shipped assembled f.o.b. Green Bay, Wisconsin 54302 factory. Freight class #125.

Specifications and prices are subject to change without prior notice.

# Intellect Wave® Classroom Furniture

## 4-Leg Chair

Features	MODEL NUMBER						Approx. Packaged Weight
	Basic Model	Frame Color	Shell Color	Glide Option	Carton Code	Upholstery Color	
Large Upholstered Seat/Back	IW418U/B		<input type="checkbox"/> <input type="checkbox"/> <input type="checkbox"/>	<input type="checkbox"/> <input type="checkbox"/>	CTN	<input type="checkbox"/> <input type="checkbox"/> <input type="checkbox"/> <input type="checkbox"/>	18.0#
Large Upholstered Seat/Back with Book Rack	IW418BRU/B		<input type="checkbox"/> <input type="checkbox"/> <input type="checkbox"/>	<input type="checkbox"/> <input type="checkbox"/>	CTN	<input type="checkbox"/> <input type="checkbox"/> <input type="checkbox"/> <input type="checkbox"/>	21.0#



IW4U  
**Upholstered Seat/Back 4-Leg Chair**  
 • Optional chrome book rack  
 • Assembled only

**A**      **B**      **C**      **D**      **E**      **F**

### HOW TO ORDER

Indicate the following information on order form:

- Quantity of each item.
- Model number, including options. See "How To Build a Model Number".
- Any special service required.

Note: • The  indicates that a choice is required.  
 • The absence of the  indicates that no choice is required.  
 • Alpha-numeric characters in place of  indicate that no other alternatives are available.

### HOW TO BUILD A MODEL NUMBER

- A** Select basic model.
- B** Select frame color.  
 Refer to color addendum at [ki.com](http://ki.com) or KI Fabrics & Finishes binder.  
 See pricing column for Chrome upcharge.
- C** select shell color.  
 Refer to color addendum at [ki.com](http://ki.com) or KI Fabrics & Finishes binder.
- D** Select glide option.  

<b>NG</b>	- Nylon glides
<b>SG</b>	- Steel glides
<b>SF</b>	- Felt Solo Glide; add \$2
- E** Select carton code.  

<b>CTN</b>	- Cartoned
------------	------------

 Cartoned upcharges: (Do not add if CTN is only option.)  
 IW418 - \$5

- F** Select upholstery grade/color.  
 Refer to color addendum at [ki.com](http://ki.com) or KI Fabrics & Finishes binder.

### UPHOLSTERY INFORMATION

**C.O.M. Upholstery**  
 C.O.M. requirement is 5/8 yard per chair for seat only and 1 yard per chair for seat and back of 54" wide non-directional fabric. For complete information on ordering C.O.M. see "Ordering C.O.M., C.O.V. and C.O.L." section.



# Intellect Wave® Classroom Furniture

4-Leg Chair

Freight Excluded Pricing Fabric Grade 1 & C.O.M.	Freight Excluded Pricing Fabric Grade 2	Freight Excluded Pricing Fabric Grade 3	Freight Excluded Pricing Vinyl Group 2	Freight Excluded Pricing Pallas Fabric Group P1	Freight Excluded Pricing Pallas Fabric Group P2	Freight Excluded Pricing Pallas Fabric Group P3	Freight Excluded Pricing Pallas Fabric Group P4	Chrome Upcharge add to list price
\$ 187	\$ 199	\$ 211	\$ 211	\$ 257	\$ 278	\$ 305	\$ 325	\$ 10
211	223	236	236	282	303	329	350	10

**OPTIONS**

**California TB133 Fire Safety Code**

The above seating products can be manufactured using the appropriate flame-retardant materials for compliance to California Technical Bulletin 133. Add "FR" to end of model number.

- Model=Polypropylene
- Added Lead Time=none
- Added List Price=\$18
- Model=Upholstered Seat Only
- Added Lead Time=none
- Added List Price=\$58

Upholstered Seat/Back models NOT TB133 approved.

**INFORMATION**

**Cartoning Information**

Uncartoned shipments are standard for single order quantities of 24 or more units shipped via KI carrier. Specify NP.

**Cartoning Available**

Cartoning is required for single orders of less than 24 units or orders sent via air freight or UPS. Chairs with assembled book racks or upholstery require cartoning. Dealer requested carriers may also require cartoning. Specify CTN.

**SPECIAL SERVICES**

**Special Carton Marking**

With specially marked information N/C




**Shipping**

Shipped assembled f.o.b. Green Bay, Wisconsin 54302 factory. Freight class #125.

Specifications and prices are subject to change without prior notice.

# Intellect Wave® Classroom Furniture

## Music Chair

	Features	MODEL NUMBER						Approx. Packaged Weight	
		Basic Model	Frame Color	Shell Color	Glide Option	Carton Code	Upholstery Color		
 <p>IWMC <b>Music Chair</b></p> <ul style="list-style-type: none"> <li>Stacking - upholstered only</li> <li>Optional chrome book rack</li> </ul>	Medium Polypropylene	IWMC16	<input type="checkbox"/>	<input type="checkbox"/>	<input type="checkbox"/>	CTN		17.0#	
	Large Polypropylene	IWMC19	<input type="checkbox"/>	<input type="checkbox"/>	<input type="checkbox"/>	CTN		18.0#	
	Large Polypropylene with Book Rack	IWMC19BR	<input type="checkbox"/>	<input type="checkbox"/>	<input type="checkbox"/>	CTN		21.0#	
 <p>IWMCU <b>Upholstered Seat 4-Leg Chair</b></p> <ul style="list-style-type: none"> <li>Optional chrome book rack</li> </ul>	Large Upholstered Seat	IWMC19U/S	<input type="checkbox"/>	<input type="checkbox"/>	<input type="checkbox"/>	CTN	<input type="checkbox"/>	19.0#	
	Large Upholstered Seat with Book Rack	IWMC19BRU/S	<input type="checkbox"/>	<input type="checkbox"/>	<input type="checkbox"/>	CTN	<input type="checkbox"/>	22.0#	
 <p>IWMCU <b>Upholstered Seat/Back 4-Leg Chair</b></p> <ul style="list-style-type: none"> <li>Optional chrome book rack</li> </ul>	Large Upholstered Seat/Back	IWMC19U/B	<input type="checkbox"/>	<input type="checkbox"/>	<input type="checkbox"/>	CTN	<input type="checkbox"/>	19.0#	
	Large Upholstered Seat/Back with Book Rack	IWMC19BRU/B	<input type="checkbox"/>	<input type="checkbox"/>	<input type="checkbox"/>	CTN	<input type="checkbox"/>	22.0#	

**A**      **B**      **C**      **D**      **E**      **F**

### HOW TO ORDER

Indicate the following information on order form:

- Quantity of each item.
- Model number, including options. See "How To Build a Model Number".
- Any special service required.

Note:

- The  indicates that a choice is required.
- The absence of the  indicates that no choice is required.
- Alpha-numeric characters in place of  indicate that no other alternatives are available.

### HOW TO BUILD A MODEL NUMBER

- A** Select basic model.
- B** Select frame color.  
Refer to color addendum at [ki.com](http://ki.com) or KI Fabrics & Finishes binder.  
  
See pricing column for Chrome upcharge.
- C** select shell color.  
Refer to color addendum at [ki.com](http://ki.com) or KI Fabrics & Finishes binder.
- D** Select glide option.  

<b>NG</b>	- Nylon glides
<b>SG</b>	- Steel glides
<b>SF</b>	- Felt Solo Glide; add \$2
- E** Select carton code.  
**CTN** - Cartoned
- F** Select upholstery grade/color.  
Refer to color addendum at [ki.com](http://ki.com) or KI Fabrics & Finishes binder.

### UPHOLSTERY INFORMATION

#### C.O.M. Upholstery

C.O.M. requirement is 5/8 yard per chair for seat only and 1 yard per chair for seat and back of 54" wide non-directional fabric. For complete information on ordering C.O.M. see "Ordering C.O.M., C.O.V. and C.O.L." section.



# Intellect Wave® Classroom Furniture

Music Chair

Freight Excluded Pricing Unupholstered	Freight Excluded Pricing Fabric Grade 1 & C.O.M.	Freight Excluded Pricing Fabric Grade 2	Freight Excluded Pricing Fabric Grade 3	Freight Excluded Pricing Vinyl Group 2	Freight Excluded Pricing Pallas Fabric Group P1	Freight Excluded Pricing Pallas Fabric Group P2	Freight Excluded Pricing Pallas Fabric Group P3	Freight Excluded Pricing Pallas Fabric Group P4	Chrome Upcharge add to list price
\$ 122									\$ 10
129									10
150									10

N/A	\$ 171	\$ 175	\$ 184	\$ 184	\$ 211	\$ 223	\$ 239	\$ 251	\$ 10
N/A	196	200	208	208	236	248	263	275	10

N/A	\$ 211	\$ 223	\$ 236	\$ 236	\$ 282	\$ 303	\$ 329	\$ 350	\$ 10
N/A	236	248	260	260	306	327	354	374	10

## OPTIONS

### California TB133 Fire Safety Code

The above seating products can be manufactured using the appropriate flame-retardant materials for compliance to California Technical Bulletin 133. Add "FR" to end of model number.

Model=Polypropylene

Added Lead Time=none

Added List Price=\$18

Model=Upholstered Seat Only

Added Lead Time=none

Added List Price=\$58

Upholstered Seat/Back models NOT TB133 approved.

## SPECIAL SERVICES

### Special Carton Marking

With specially marked information N/C




### Shipping

Shipped assembled f.o.b. Green Bay, Wisconsin 54302 factory. Freight class #125.

Specifications and prices are subject to change without prior notice.

# Intellect Wave® Classroom Furniture

4-Leg Chair with Casters

Features	MODEL NUMBER						Approx. Packaged Weight	
	Basic Model	Frame Color	Shell Color	Base	Carton Code	Upholstery Color		
 <p>IW4C <b>4-Leg Chair with Casters</b></p> <ul style="list-style-type: none"> <li>Stacking - unupholstered only</li> <li>Optional chrome book rack</li> </ul>	Medium Polypropylene	IW415C	<input type="checkbox"/>	<input type="checkbox"/>	<input type="checkbox"/>	CTN	16.0#	
	Large Polypropylene	IW418C	<input type="checkbox"/>	<input type="checkbox"/>	<input type="checkbox"/>	CTN	17.0#	
	Large Polypropylene with Book Rack	IW418CBR	<input type="checkbox"/>	<input type="checkbox"/>	<input type="checkbox"/>	CTN	20.0#	
 <p>IW4CU <b>Upholstered Seat 4-Leg Chair with Casters</b></p> <ul style="list-style-type: none"> <li>Optional chrome book rack</li> </ul>	Large Upholstered Seat	IW418CU/S	<input type="checkbox"/>	<input type="checkbox"/>	<input type="checkbox"/>	CTN	<input type="checkbox"/>	18.0#
	Large Upholstered Seat with Book Rack	IW418CBRU/S	<input type="checkbox"/>	<input type="checkbox"/>	<input type="checkbox"/>	CTN	<input type="checkbox"/>	21.0#
 <p>IW4CU <b>Upholstered Seat/Back 4-Leg Chair with Casters</b></p> <ul style="list-style-type: none"> <li>Optional chrome book rack</li> </ul>	Large Upholstered Seat/Back	IW418CU/B	<input type="checkbox"/>	<input type="checkbox"/>	<input type="checkbox"/>	CTN	<input type="checkbox"/>	18.0#
	Large Upholstered Seat/Back with Book Rack	IW418CBRU/B	<input type="checkbox"/>	<input type="checkbox"/>	<input type="checkbox"/>	CTN	<input type="checkbox"/>	21.0#

**A B C D E F**

## HOW TO ORDER

Indicate the following information on order form:

- Quantity of each item.
- Model number, including options. See "How To Build a Model Number".
- Any special service required.

Note:

- The  indicates that a choice is required.
- The absence of the  indicates that no choice is required.
- Alpha-numeric characters in place of  indicate that no other alternatives are available.

## HOW TO BUILD A MODEL NUMBER

- A** Select basic model.
- B** Select frame color.  
Refer to color addendum at [ki.com](http://ki.com) or KI Fabrics & Finishes binder.  
  
See pricing column for Chrome upcharge.
- C** select shell color.  
Refer to color addendum at [ki.com](http://ki.com) or KI Fabrics & Finishes binder.
- D** Select base.  

<b>C</b>	- Carpet casters
<b>S</b>	- Hard floor casters
- E** Select carton code.  

<b>CTN</b>	- Cartoned
------------	------------
- F** Select upholstery grade/color.  
Refer to color addendum at [ki.com](http://ki.com) or KI Fabrics & Finishes binder.

## UPHOLSTERY INFORMATION

### C.O.M. Upholstery

C.O.M. requirement is 5/8 yard per chair for seat only and 1 yard per chair for seat and back of 54" wide non-directional fabric. For complete information on ordering C.O.M. see "Ordering C.O.M., C.O.V. and C.O.L." section.



# Intellect Wave® Classroom Furniture

4-Leg Chair with Casters

Freight Excluded Pricing Unupholstered	Freight Excluded Pricing Fabric Grade 1 & C.O.M.	Freight Excluded Pricing Fabric Grade 2	Freight Excluded Pricing Fabric Grade 3	Freight Excluded Pricing Vinyl Group 2	Freight Excluded Pricing Pallas Fabric Group P1	Freight Excluded Pricing Pallas Fabric Group P2	Freight Excluded Pricing Pallas Fabric Group P3	Freight Excluded Pricing Pallas Fabric Group P4	Chrome Upcharge add to list price
\$ 142									\$ 10
149									10
173									10
N/A	\$ 195	\$ 199	\$ 207	\$ 207	\$ 235	\$ 247	\$ 262	\$ 274	\$ 10
N/A	219	223	232	232	259	271	287	299	10
N/A	\$ 235	\$ 247	\$ 259	\$ 259	\$ 305	\$ 326	\$ 353	\$ 373	\$ 10
N/A	259	271	284	284	329	351	377	398	10

**OPTIONS**

**California TB133 Fire Safety Code**

The above seating products can be manufactured using the appropriate flame-retardant materials for compliance to California Technical Bulletin 133. Add "FR" to end of model number.

- Model=Polypropylene
- Added Lead Time=none
- Added List Price=\$18
- Model=Upholstered Seat Only
- Added Lead Time=none
- Added List Price=\$58

Upholstered Seat/Back models NOT TB133 approved.

**SPECIAL SERVICES**

**Special Carton Marking**

With specially marked information N/C





**Shipping**

Shipped assembled f.o.b. Green Bay, Wisconsin 54302 factory. Freight class #125.

Specifications and prices are subject to change without prior notice.

# Intellect Wave® Classroom Furniture

## Task Chair

MODEL	Features	MODEL NUMBER				Approx. Packaged Weight
		Basic Model	Shell Color	Base	Upholstery Color	
 <p><b>Task Chair</b> • Ships KD</p>	Medium Polypropylene	IWPD15	<input type="checkbox"/> <input type="checkbox"/> <input type="checkbox"/>	<input type="checkbox"/>		14.0#
	Large Polypropylene	IWPD18	<input type="checkbox"/> <input type="checkbox"/> <input type="checkbox"/>	<input type="checkbox"/>		15.0#
	Large Polypropylene with Arms	IWPD18A	<input type="checkbox"/> <input type="checkbox"/> <input type="checkbox"/>	<input type="checkbox"/>		21.0#
IWPD						
 <p><b>Upholstered Seat Task Chair</b> • Ships KD</p>	Large Upholstered Seat	IWPD18US	<input type="checkbox"/> <input type="checkbox"/> <input type="checkbox"/>	<input type="checkbox"/>	<input type="checkbox"/> <input type="checkbox"/> <input type="checkbox"/> <input type="checkbox"/>	16.0#
	Large Upholstered Seat with Arms	IWPD18AUS	<input type="checkbox"/> <input type="checkbox"/> <input type="checkbox"/>	<input type="checkbox"/>	<input type="checkbox"/> <input type="checkbox"/> <input type="checkbox"/> <input type="checkbox"/>	22.0#
IWPDU						
 <p><b>Upholstered Seat/Back Task Chair</b> • Ships KD</p>	Large Upholstered Seat/Back	IWPD18UB	<input type="checkbox"/> <input type="checkbox"/> <input type="checkbox"/>	<input type="checkbox"/>	<input type="checkbox"/> <input type="checkbox"/> <input type="checkbox"/> <input type="checkbox"/>	16.0#
	Large Upholstered Seat/Back with Arms	IWPD18AUB	<input type="checkbox"/> <input type="checkbox"/> <input type="checkbox"/>	<input type="checkbox"/>	<input type="checkbox"/> <input type="checkbox"/> <input type="checkbox"/> <input type="checkbox"/>	22.0#
IWPDU						
 <p><b>Task Chair with Tilt</b> • Ships KD</p>	Large Polypropylene	IWPD18T	<input type="checkbox"/> <input type="checkbox"/> <input type="checkbox"/>	<input type="checkbox"/>		20.0#
	Large Upholstered Seat	IWPD18TU/S	<input type="checkbox"/> <input type="checkbox"/> <input type="checkbox"/>	<input type="checkbox"/>	<input type="checkbox"/> <input type="checkbox"/> <input type="checkbox"/> <input type="checkbox"/>	21.0#
	Large Upholstered Seat/Back	IWPD18TU/B	<input type="checkbox"/> <input type="checkbox"/> <input type="checkbox"/>	<input type="checkbox"/>	<input type="checkbox"/> <input type="checkbox"/> <input type="checkbox"/> <input type="checkbox"/>	21.0#
IWPD						
IWPDU						
			<b>A</b>	<b>B</b>	<b>C</b>	<b>D</b>

### HOW TO ORDER

Indicate the following information on order form:

- Quantity of each item.
- Model number, including options. See "How To Build a Model Number".
- Any special service required.

Note: • The  indicates that a choice is required.

- The absence of the  indicates that no choice is required.
- Alpha-numeric characters in place of  indicate that no other alternatives are available.

### HOW TO BUILD A MODEL NUMBER

- A** Select basic model.
- B** select shell color.  
Refer to color addendum at ki.com or KI Fabrics & Finishes binder.
- C** Select base.
- |          |                      |
|----------|----------------------|
| <b>G</b> | - Glides (4 glides)  |
| <b>C</b> | - Carpet casters     |
| <b>S</b> | - Hard floor casters |
- D** Select upholstery grade/color.  
Refer to color addendum at ki.com or KI Fabrics & Finishes binder.

### UPHOLSTERY INFORMATION

#### C.O.M. Upholstery

C.O.M. requirement is 5/8 yard per chair for seat only and 1 yard per chair for seat and back of 54" wide non-directional fabric. For complete information on ordering C.O.M. see "Ordering C.O.M., C.O.V. and C.O.L." section.

### OPTIONS

#### California TB133 Fire Safety Code

The above seating products can be manufactured using the appropriate flame-retardant materials for compliance to California Technical Bulletin 133. Add "FR" to end of model number.

Model=Polypropylene  
Added Lead Time=none  
Added List Price=\$18  
Model=Upholstered Seat Only  
Added Lead Time=none  
Added List Price=\$58

Upholstered Seat/Back models NOT TB133 approved.



# Intellect Wave® Classroom Furniture

Task Chair

Freight Excluded Pricing Unupholstered	Freight Excluded Pricing Fabric Grade 1 & C.O.M.	Freight Excluded Pricing Fabric Grade 2	Freight Excluded Pricing Fabric Grade 3	Freight Excluded Pricing Vinyl Group 2	Freight Excluded Pricing Pallas Fabric Group P1	Freight Excluded Pricing Pallas Fabric Group P2	Freight Excluded Pricing Pallas Fabric Group P3	Freight Excluded Pricing Pallas Fabric Group P4
\$ 175								
186								
292								
N/A	\$ 234	\$ 238	\$ 248	\$ 248	\$ 276	\$ 289	\$ 306	\$ 318
N/A	340	344	354	354	382	395	412	424
N/A	\$ 276	\$ 289	\$ 302	\$ 302	\$ 351	\$ 373	\$ 400	\$ 422
N/A	382	395	408	408	457	479	506	528
\$ 252								
N/A	300	305	313	313	341	355	371	383
N/A	341	355	368	368	416	438	466	487

**SPECIAL SERVICES**

**Special Carton Marking**

With specially marked information N/C

**Shipping**

Shipped k.d. f.o.b. Green Bay, Wisconsin 54302 factory. Freight class #125.

Specifications and prices are subject to change without prior notice.

# Intellect Wave® Classroom Furniture

## Task Stool

	MODEL	Features	MODEL NUMBER				Approx. Packaged Weight
			Basic Model	Shell Color	Base	Upholstery Color	
IWS	<b>Task Stool</b> • Ships KD	Large Polypropylene	IWS	<input type="checkbox"/> <input type="checkbox"/> <input type="checkbox"/>	<input type="checkbox"/>		17.0#
		Large Polypropylene with Arms	IWSA	<input type="checkbox"/> <input type="checkbox"/> <input type="checkbox"/>	<input type="checkbox"/>		23.0#
IWSU	<b>Upholstered Seat Task Stool</b> • Ships KD	Large Upholstered Seat	IWSU/S	<input type="checkbox"/> <input type="checkbox"/> <input type="checkbox"/>	<input type="checkbox"/>	<input type="checkbox"/> <input type="checkbox"/> <input type="checkbox"/> <input type="checkbox"/>	18.0#
		Large Upholstered Seat with Arms	IWSAU/S	<input type="checkbox"/> <input type="checkbox"/> <input type="checkbox"/>	<input type="checkbox"/>	<input type="checkbox"/> <input type="checkbox"/> <input type="checkbox"/> <input type="checkbox"/>	24.0#
	<b>Upholstered Seat/Back Task Stool</b> • Ships KD	Large Upholstered Seat/Back	IWSU/B	<input type="checkbox"/> <input type="checkbox"/> <input type="checkbox"/>	<input type="checkbox"/>	<input type="checkbox"/> <input type="checkbox"/> <input type="checkbox"/> <input type="checkbox"/>	18.0#
		Large Upholstered Seat/Back with Arms	IWSAU/B	<input type="checkbox"/> <input type="checkbox"/> <input type="checkbox"/>	<input type="checkbox"/>	<input type="checkbox"/> <input type="checkbox"/> <input type="checkbox"/> <input type="checkbox"/>	24.0#



IWSU

**A**      **B**      **C**      **D**

### HOW TO ORDER

Indicate the following information on order form:

- Quantity of each item.
- Model number, including options. See "How To Build a Model Number".
- Any special service required.

Note:

- The  indicates that a choice is required.
- The absence of the  indicates that no choice is required.
- Alpha-numeric characters in place of  indicate that no other alternatives are available.

### HOW TO BUILD A MODEL NUMBER

- A** Select basic model.
- B** select shell color.  
Refer to color addendum at ki.com or KI Fabrics & Finishes binder.
- C** Select base.
 

<b>C</b>	- Carpet casters
<b>G</b>	- Glides (4 glides)
<b>S</b>	- Hard floor casters
- D** Select upholstery grade/color.  
Refer to color addendum at ki.com or KI Fabrics & Finishes binder.

### UPHOLSTERY INFORMATION

**C.O.M. Upholstery**  
C.O.M. requirement is 5/8 yard per chair for seat only and 1 yard per chair for seat and back of 54" wide non-directional fabric. For complete information on ordering C.O.M. see "Ordering C.O.M., C.O.V. and C.O.L." section.

### OPTIONS

**California TB133 Fire Safety Code**  
The above seating products can be manufactured using the appropriate flame-retardant materials for compliance to California Technical Bulletin 133. Add "FR" to end of model number.  
Model=Polypropylene  
Added Lead Time=none  
Added List Price=\$18  
Model=Upholstered Seat Only  
Added Lead Time=none  
Added List Price=\$58

Upholstered Seat/Back models NOT TB133 approved.



# Intellect Wave® Classroom Furniture

Task Stool

Freight Excluded Pricing Unupholstered	Freight Excluded Pricing Fabric Grade 1 & C.O.M.	Freight Excluded Pricing Fabric Grade 2	Freight Excluded Pricing Fabric Grade 3	Freight Excluded Pricing Vinyl Group 2	Freight Excluded Pricing Pallas Fabric Group P1	Freight Excluded Pricing Pallas Fabric Group P2	Freight Excluded Pricing Pallas Fabric Group P3	Freight Excluded Pricing Pallas Fabric Group P4
\$ 219								
326								
N/A	\$ 268	\$ 272	\$ 280	\$ 280	\$ 310	\$ 322	\$ 338	\$ 352
N/A	374	378	386	386	416	428	444	458
N/A	\$ 310	\$ 322	\$ 335	\$ 335	\$ 383	\$ 406	\$ 434	\$ 456
N/A	416	428	441	441	489	512	540	561

**SPECIAL SERVICES**

**Special Carton Marking**

With specially marked information N/C


**Shipping**

Shipped k.d. f.o.b. Green Bay, Wisconsin 54302 factory. Freight class #125.

Specifications and prices are subject to change without prior notice.

# Intellect Wave® Classroom Furniture

Cafe Stool

MODEL	Features	MODEL NUMBER					Approx. Packaged Weight
		Basic Model	Frame Color	Shell Color	Glide Option	Upholstery Color	
 <p><b>Cafe Stool</b> • Stacking</p>	Large Polypropylene	IWCS30	<input type="checkbox"/> <input type="checkbox"/>	<input type="checkbox"/> <input type="checkbox"/> <input type="checkbox"/>	<input type="checkbox"/> <input type="checkbox"/>		22.0#
	Large Upholstered Seat	IWCS30U/S	<input type="checkbox"/> <input type="checkbox"/>	<input type="checkbox"/> <input type="checkbox"/> <input type="checkbox"/>	<input type="checkbox"/> <input type="checkbox"/>	<input type="checkbox"/> <input type="checkbox"/> <input type="checkbox"/> <input type="checkbox"/> <input type="checkbox"/> <input type="checkbox"/>	23.0#
	Large Upholstered Seat/Back	IWCS30U/B	<input type="checkbox"/> <input type="checkbox"/>	<input type="checkbox"/> <input type="checkbox"/> <input type="checkbox"/>	<input type="checkbox"/> <input type="checkbox"/>	<input type="checkbox"/> <input type="checkbox"/> <input type="checkbox"/> <input type="checkbox"/> <input type="checkbox"/> <input type="checkbox"/>	23.0#

IWCS  
IWCSU

**A**      **B**      **C**      **D**      **E**

## HOW TO ORDER

Indicate the following information on order form:

- Quantity of each item.
- Model number, including options. See "How To Build a Model Number".
- Any special service required.

Note:

- The  indicates that a choice is required.
- The absence of the  indicates that no choice is required.
- Alpha-numeric characters in place of  indicate that no other alternatives are available.

## HOW TO BUILD A MODEL NUMBER

- A** Select basic model.
- B** Select frame color.  
Refer to color addendum at ki.com or KI Fabrics & Finishes binder.  
  
See pricing column for Chrome upcharge.
- C** select shell color.  
Refer to color addendum at ki.com or KI Fabrics & Finishes binder.
- D** Select glide option.
 

<b>NG</b>	- Nylon glides
<b>SG</b>	- Steel glides
<b>SF</b>	- Felt Solo Glide; add \$2
- E** Select upholstery grade/color.  
Refer to color addendum at ki.com or KI Fabrics & Finishes binder.

## UPHOLSTERY INFORMATION

### C.O.M. Upholstery

C.O.M. requirement is 5/8 yard per chair for seat only and 1 yard per chair for seat and back of 54" wide non-directional fabric. For complete information on ordering C.O.M. see "Ordering C.O.M., C.O.V. and C.O.L." section.



# Intellect Wave® Classroom Furniture

Cafe Stool

Freight Excluded Pricing Unupholstered	Freight Excluded Pricing Fabric Grade 1 & C.O.M.	Freight Excluded Pricing Fabric Grade 2	Freight Excluded Pricing Fabric Grade 3	Freight Excluded Pricing Vinyl Group 2	Freight Excluded Pricing Pallas Fabric Group P1	Freight Excluded Pricing Pallas Fabric Group P2	Freight Excluded Pricing Pallas Fabric Group P3	Freight Excluded Pricing Pallas Fabric Group P4	Chrome Upcharge add to list price
\$ 198									\$ 19
N/A	244	248	256	256	284	296	311	323	19
N/A	284	296	308	308	354	375	402	422	19

**OPTIONS**

**California TB133 Fire Safety Code**

The above seating products can be manufactured using the appropriate flame-retardant materials for compliance to California Technical Bulletin 133. Add "FR" to end of model number.

- Model=Polypropylene
- Added Lead Time=none
- Added List Price=\$18
- Model=Upholstered Seat Only
- Added Lead Time=none
- Added List Price=\$58

Upholstered Seat/Back models NOT TB133 approved.

**SPECIAL SERVICES**

**Special Carton Marking**

With specially marked information N/C


**Shipping**

Shipped assembled f.o.b. Green Bay, Wisconsin 54302 factory. Freight class #300.

Specifications and prices are subject to change without prior notice.

# Intellect Wave® Classroom Furniture

Dolly

	MODEL NUMBER	
	Basic Model	Approx. Packaged Weight
 <p><b>MODEL</b></p> <p><b>Dolly</b></p> <ul style="list-style-type: none"> <li>• For 18" cantilever and 18" 4-leg chairs only</li> <li>• Black powder coat finish</li> </ul>	IWD.BL	30.0#

HRDPT

**A**

## HOW TO ORDER

Indicate the following information on order form:

1. Quantity of each item.
2. Model number, including options. See "How To Build a Model Number".
3. Any special service required.

- Note:
- The  indicates that a choice is required.
  - The absence of the  indicates that no choice is required.
  - Alpha-numeric characters in place of  indicate that no other alternatives are available.

## HOW TO BUILD A MODEL NUMBER

- A** Select basic model.



# Intellect Wave<sup>®</sup> Classroom Furniture

Dolly

Freight  
Excluded  
Pricing  
\$ 345

**SPECIAL SERVICES**

**Special Carton Marking**

With specially marked information N/C


**Shipping**

Shipped **assembled f.o.b. Green Bay, Wisconsin 54302** factory. Freight class #150.

Specifications and prices are subject to change without prior notice.

# Intellect Wave® Classroom Furniture

## Cantilever Desk

	MODEL	MODEL NUMBER									Approx. Packaged Weight
		Basic Model	Book Storage Option	Book Box Color	Frame Color	Edge Color	Surface Finish/Hard Plastic Color	Glide Option	Top Shape	Carton Code	
	<b>29" Height Hard Plastic Top Cantilever Desk</b> • Optional book basket • Optional book box • Optional book bag hook	IWDCH/29	<input type="checkbox"/> <input type="checkbox"/> <input type="checkbox"/> <input type="checkbox"/>	<input type="checkbox"/> <input type="checkbox"/>	<input type="checkbox"/> <input type="checkbox"/>		<input type="checkbox"/> <input type="checkbox"/>	<input type="checkbox"/> <input type="checkbox"/>	<input type="checkbox"/> <input type="checkbox"/> <input type="checkbox"/>	<input type="checkbox"/> <input type="checkbox"/>	32.0#
		IWDC									
IWDC	<b>29" Height Laminate Top Cantilever Desk</b> • Optional book basket • Optional book box • Optional book bag hook • Available only with curved front	IWDCL/29	<input type="checkbox"/> <input type="checkbox"/> <input type="checkbox"/> <input type="checkbox"/>	<input type="checkbox"/> <input type="checkbox"/>	<input type="checkbox"/> <input type="checkbox"/>	<input type="checkbox"/> <input type="checkbox"/> <input type="checkbox"/>	<input type="checkbox"/> <input type="checkbox"/>	<input type="checkbox"/> <input type="checkbox"/>	<input type="checkbox"/> <input type="checkbox"/> <input type="checkbox"/>	<input type="checkbox"/> <input type="checkbox"/>	32.0#
IWDC	<b>27" Height Hard Plastic Top Cantilever Desk</b> • Optional book basket • Optional book box • Optional book bag hook	IWDCH/27	<input type="checkbox"/> <input type="checkbox"/> <input type="checkbox"/> <input type="checkbox"/>	<input type="checkbox"/> <input type="checkbox"/>	<input type="checkbox"/> <input type="checkbox"/>		<input type="checkbox"/> <input type="checkbox"/>	<input type="checkbox"/> <input type="checkbox"/>	<input type="checkbox"/> <input type="checkbox"/> <input type="checkbox"/>	<input type="checkbox"/> <input type="checkbox"/>	31.0#
IWDC	<b>27" Height Laminate Top Cantilever Desk</b> • Optional book basket • Optional book box • Optional book bag hook • Available only with curved front	IWDCL/27	<input type="checkbox"/> <input type="checkbox"/> <input type="checkbox"/> <input type="checkbox"/>	<input type="checkbox"/> <input type="checkbox"/>	<input type="checkbox"/> <input type="checkbox"/>	<input type="checkbox"/> <input type="checkbox"/> <input type="checkbox"/>	<input type="checkbox"/> <input type="checkbox"/>	<input type="checkbox"/> <input type="checkbox"/>	<input type="checkbox"/> <input type="checkbox"/> <input type="checkbox"/>	<input type="checkbox"/> <input type="checkbox"/>	31.0#
IWDC	<b>25" Height Hard Plastic Top Cantilever Desk</b> • Optional book basket • Optional book box • Optional book bag hook	IWDCH/25	<input type="checkbox"/> <input type="checkbox"/> <input type="checkbox"/> <input type="checkbox"/>	<input type="checkbox"/> <input type="checkbox"/>	<input type="checkbox"/> <input type="checkbox"/>		<input type="checkbox"/> <input type="checkbox"/>	<input type="checkbox"/> <input type="checkbox"/>	<input type="checkbox"/> <input type="checkbox"/> <input type="checkbox"/>	<input type="checkbox"/> <input type="checkbox"/>	30.0#
IWDC	<b>25" Height Laminate Top Cantilever Desk</b> • Optional book basket • Optional book box • Optional book bag hook • Available only with curved front	IWDCL/25	<input type="checkbox"/> <input type="checkbox"/> <input type="checkbox"/> <input type="checkbox"/>	<input type="checkbox"/> <input type="checkbox"/>	<input type="checkbox"/> <input type="checkbox"/>	<input type="checkbox"/> <input type="checkbox"/> <input type="checkbox"/>	<input type="checkbox"/> <input type="checkbox"/>	<input type="checkbox"/> <input type="checkbox"/>	<input type="checkbox"/> <input type="checkbox"/> <input type="checkbox"/>	<input type="checkbox"/> <input type="checkbox"/>	30.0#
			<b>A</b>	<b>B</b>	<b>C</b>	<b>D</b>	<b>E</b>	<b>F</b>	<b>G</b>	<b>H</b>	<b>I</b>

### HOW TO ORDER

Indicate the following information on order form:

- Quantity of each item.
- Model number, including options. See "How To Build a Model Number".
- Any special service required.

Note: • The  indicates that a choice is required.

- The absence of the  indicates that no choice is required.
- Alpha-numeric characters in place of  indicate that no other alternatives are available.

### HOW TO BUILD A MODEL NUMBER

**A** Select basic model.

**B** Select book storage option.

**BR** - Book basket; add \$26

**BB** - Book box; add \$20

**BH** - Book bag hook; add \$8

**BRBH** - Book basket & bag hook; add \$34

**BBBH** - Book box & bag hook; add \$29

**NB** - No book storage

**C** Select book box color.

Refer to color addendum at ki.com or KI Fabrics & Finishes binder.

Only book box has color choice. If no color selected, book box will be Translucent.

**D** Select frame color.

Refer to color addendum at ki.com or KI Fabrics & Finishes binder.  
See pricing column for Chrome upcharge.

**E** Select edge finish.

Refer to color addendum at ki.com or KI Fabrics & Finishes binder.

**F** Select surface finish.

Refer to color addendum at ki.com or KI Fabrics & Finishes binder.

**G** Select glide option.

**NG** - Nylon glides

**SG** - Steel glides

**SF** - Felt Solo Glide; add \$2

**H** Select top front shape (user side).

**CFT** - Curved front top

**SFT** - Straight front top; add \$15

**I** Select carton code.

**CTN** - Cartoned; add \$8

**NP** - No Packaging

Cartoned: Add upcharge/each.



# Intellect Wave® Classroom Furniture

Cantilever Desk

Freight Excluded Pricing	Chrome Upcharge add to list price
\$ 163	\$ 12
\$ 163	\$ 12
\$ 163	\$ 12
\$ 163	\$ 12
\$ 163	\$ 12

**INFORMATION**

**Cartoning Information**

Uncartoned shipments are standard for single order quantities of 100 or more units shipped via KI carrier. Specify NP.

**Cartoning Available**

Specify CTN. Cartoning is required for single orders of less than 100 units or orders sent via air freight or UPS. Dealer requested carriers may also require cartoning.

**SPECIAL SERVICES**

**Special Carton Marking**

With specially marked information N/C

**Shipping**

Shipped assembled f.o.b. Green Bay, Wisconsin 54302 factory. Freight class #150.

Specifications and prices are subject to change without prior notice.

# Intellect Wave® Classroom Furniture

## Cantilever Desk

MODEL	MODEL NUMBER									
	Basic Model	Book Storage Option	Book Box Color	Frame Color	Edge Color	Surface Finish/ Hard Plastic Color	Glide Option	Top Shape	Carton Code	
IWDC	<b>Adjust. Height Hard Plastic Top Cantilever Desk</b> • Optional book basket • Optional book box • Optional book bag hook	IWDCH/A	□□□□	□□□	□□		□□	□□	□□□	□□□
IWDC	<b>Adjust. Height Laminate Top Cantilever Desk</b> • Optional book basket • Optional book box • Optional book bag hook • Available only with curved front	IWDCL/A	□□□□	□□□	□□	□□□	□□	□□		□□□
IWDC	<b>ADA Height Hard Plastic Top Cantilever Desk</b> • Optional book basket • Optional book box • Optional book bag hook • Available only with straight front	IWDCH/ADA	□□□□	□□□	□□		□□	□□		□□□
IWDC	<b>ADA Height Laminate Top Cantilever Desk</b> • Optional book basket • Optional book box • Optional book bag hook • Available only with straight front	IWDCL/ADA	□□□□	□□□	□□	□□□	□□	□□		□□□

A

B

C

D

E

F

G

H

I

### HOW TO ORDER

Indicate the following information on order form:

- Quantity of each item.
- Model number, including options. See "How To Build a Model Number".
- Any special service required.

Note: • The □ indicates that a choice is required.

- The absence of the □ indicates that no choice is required.
- Alpha-numeric characters in place of □ indicate that no other alternatives are available.

### HOW TO BUILD A MODEL NUMBER

**A** Select basic model.

**B** Select book storage option.

**BR** - Book basket; add \$26

**BB** - Book box; add \$20

**BH** - Book bag hook; add \$8

**BRBH** - Book basket & bag hook; add \$34

**BBBH** - Book box & bag hook; add \$29

**NB** - No book storage

**C** Select book box color.

Refer to color addendum at ki.com or KI Fabrics & Finishes binder.

Only book box has color choice. If no color selected, book box will be Translucent.

**D** Select frame color.

Refer to color addendum at ki.com or KI Fabrics & Finishes binder.  
See pricing column for Chrome upcharge.

**E** Select edge finish.

Refer to color addendum at ki.com or KI Fabrics & Finishes binder.

**F** Select surface finish.

Refer to color addendum at ki.com or KI Fabrics & Finishes binder.

**G** Select glide option.

**NG** - Nylon glides

**SG** - Steel glides

**SF** - Felt Solo Glide; add \$2

**H** Select top front shape (user side).

**CFT** - Curved front top

**SFT** - Straight front top; add \$15

**I** Select carton code.

**CTN** - Cartoned; add \$8

**NP** - No Packaging

Cartoned: Add upcharge/each.



# Intellect Wave® Classroom Furniture

Cantilever Desk

Approx. Packaged Weight	Freight Excluded Pricing	Chrome Upcharge add to list price
32.0#	\$ 188	\$ 12
32.0#	\$ 188	\$ 12
38.0#	\$ 235	\$ 12
38.0#	\$ 235	\$ 12

**INFORMATION**

**Cartoning Information**

Uncartoned shipments are standard for single order quantities of 100 or more units shipped via KI carrier. Specify NP.

**Cartoning Available**

Specify CTN. Cartoning is required for single orders of less than 100 units or orders sent via air freight or UPS. Dealer requested carriers may also require cartoning.

**SPECIAL SERVICES**

**Special Carton Marking**

With specially marked information N/C


**Shipping**

Shipped **assembled f.o.b. Green Bay, Wisconsin 54302** factory. Freight class #150.

Specifications and prices are subject to change without prior notice.

# Intellect Wave® Classroom Furniture

## 4-Leg Desk

MODEL	MODEL NUMBER							Approx. Packaged Weight
	Basic Model	Book Storage Option	Frame Color	Edge Color	Surface Finish/ Hard Plastic Color	Glide Option	Top Shape	
 <b>29" Height Hard Plastic Top 4-Leg Desk</b> • Optional book basket • Optional book box • Optional book bag hook	IWD4FH/29	<input type="checkbox"/> <input type="checkbox"/> <input type="checkbox"/> <input type="checkbox"/>	<input type="checkbox"/>		<input type="checkbox"/>	<input type="checkbox"/>	<input type="checkbox"/> <input type="checkbox"/> <input type="checkbox"/>	26.0#
	IWD4F							
<b>29" Height Laminate Top 4-Leg Desk</b> • Optional book basket • Optional book box • Optional book bag hook • Available only with curved front	IWD4FL/29	<input type="checkbox"/> <input type="checkbox"/> <input type="checkbox"/> <input type="checkbox"/>	<input type="checkbox"/>	<input type="checkbox"/> <input type="checkbox"/> <input type="checkbox"/>	<input type="checkbox"/>	<input type="checkbox"/>		26.0#
	IWD4F							
<b>27" Height Hard Plastic Top 4-Leg Desk</b> • Optional book basket • Optional book box • Optional book bag hook	IWD4FH/27	<input type="checkbox"/> <input type="checkbox"/> <input type="checkbox"/> <input type="checkbox"/>	<input type="checkbox"/>		<input type="checkbox"/>	<input type="checkbox"/>	<input type="checkbox"/> <input type="checkbox"/> <input type="checkbox"/>	25.0#
	IWD4F							
<b>27" Height Laminate Top 4-Leg Desk</b> • Optional book basket • Optional book box • Optional book bag hook • Available only with curved front	IWD4FL/27	<input type="checkbox"/> <input type="checkbox"/> <input type="checkbox"/> <input type="checkbox"/>	<input type="checkbox"/>	<input type="checkbox"/> <input type="checkbox"/> <input type="checkbox"/>	<input type="checkbox"/>	<input type="checkbox"/>		25.0#
	IWD4F							
<b>25" Height Hard Plastic Top 4-Leg Desk</b> • Optional book basket • Optional book box • Optional book bag hook	IWD4FH/25	<input type="checkbox"/> <input type="checkbox"/> <input type="checkbox"/> <input type="checkbox"/>	<input type="checkbox"/>		<input type="checkbox"/>	<input type="checkbox"/>	<input type="checkbox"/> <input type="checkbox"/> <input type="checkbox"/>	24.0#
	IWD4F							
<b>25" Height Laminate Top 4-Leg Desk</b> • Optional book basket • Optional book box • Optional book bag hook • Available only with curved front	IWD4FL/25	<input type="checkbox"/> <input type="checkbox"/> <input type="checkbox"/> <input type="checkbox"/>	<input type="checkbox"/>	<input type="checkbox"/> <input type="checkbox"/> <input type="checkbox"/>	<input type="checkbox"/>	<input type="checkbox"/>		24.0#
	IWD4F							

**A**   **B**   **C**   **D**   **E**   **F**   **G**

### HOW TO ORDER

Indicate the following information on order form:

- Quantity of each item.
- Model number, including options. See "How To Build a Model Number".
- Any special service required.

Note: • The  indicates that a choice is required.

- The absence of the  indicates that no choice is required.
- Alpha-numeric characters in place of  indicate that no other alternatives are available.

### HOW TO BUILD A MODEL NUMBER

- A** Select basic model.
- B** Select book storage option.
  - BR** - Book basket; add \$26
  - BB** - Book box; add \$20
  - BH** - Book bag hook; add \$8
  - BRBH** - Book basket & bag hook; add \$34
  - BBBH** - Book box & bag hook; add \$29
  - NB** - No book storage

- C** Select frame color. Refer to color addendum at ki.com or KI Fabrics & Finishes binder.

See pricing column for chrome upcharge.

- D** Select edge finish. Refer to color addendum at ki.com or KI Fabrics & Finishes binder.

- E** Select surface finish.

Refer to color addendum at ki.com or KI Fabrics & Finishes binder.

- F** Select glide option.
  - NG** - Nylon glides
  - SG** - Steel glides
  - SF** - Felt Solo Glide; add \$2
- G** Select top front shape (user side).
  - CFT** - Curved front top
  - SFT** - Straight front top; add \$15



# Intellect Wave® Classroom Furniture

4-Leg Desk

Freight  
Excluded  
Pricing  
\$ 140

Chrome  
Upcharge  
add to list  
price  
\$ 12

\$ 140

\$ 12

\$ 140

\$ 12

\$ 140

\$ 12

\$ 140

\$ 12

\$ 140

\$ 12

### SPECIAL SERVICES

#### Special Carton Marking

With specially marked information N/C


#### Shipping

Shipped **assembled f.o.b. Green Bay, Wisconsin 54302** factory. Freight class #150.

Specifications and prices are subject to change without prior notice.

# Intellect Wave® Classroom Furniture

## 4-Leg Desk

MODEL	MODEL NUMBER							Approx. Packaged Weight
	Basic Model	Book Storage Option	Frame Color	Edge Color	Surface Finish/ Hard Plastic Color	Glide Option	Top Shape	
 <p><b>Adjust. Height Hard Plastic Top 4-Leg Desk</b></p> <ul style="list-style-type: none"> <li>• Optional book basket</li> <li>• Optional book box</li> <li>• Optional book bag hook</li> </ul>	IWD4FH/A	<input type="checkbox"/> <input type="checkbox"/> <input type="checkbox"/> <input type="checkbox"/>	<input type="checkbox"/>		<input type="checkbox"/>	<input type="checkbox"/>	<input type="checkbox"/> <input type="checkbox"/> <input type="checkbox"/>	26.0#
	IWD4F							
	IWD4F							
	IWD4F							
	IWD4F							
<p><b>Adjust. Height Laminate Top 4-Leg Desk</b></p> <ul style="list-style-type: none"> <li>• Optional book basket</li> <li>• Optional book box</li> <li>• Optional book bag hook</li> <li>• Available only with curved front</li> </ul>	IWD4FL/A	<input type="checkbox"/> <input type="checkbox"/> <input type="checkbox"/> <input type="checkbox"/>	<input type="checkbox"/>	<input type="checkbox"/> <input type="checkbox"/> <input type="checkbox"/>	<input type="checkbox"/>	<input type="checkbox"/>	<input type="checkbox"/> <input type="checkbox"/> <input type="checkbox"/>	26.0#
	IWD4F							
	IWD4F							
	IWD4F							
	IWD4F							
<p><b>ADA Height Hard Plastic Top 4-Leg Desk</b></p> <ul style="list-style-type: none"> <li>• Optional book basket</li> <li>• Optional book box</li> <li>• Optional book bag hook</li> </ul>	IWD4FH/ADA	<input type="checkbox"/> <input type="checkbox"/> <input type="checkbox"/> <input type="checkbox"/>	<input type="checkbox"/>		<input type="checkbox"/>	<input type="checkbox"/>	<input type="checkbox"/> <input type="checkbox"/> <input type="checkbox"/>	31.0#
	IWD4F							
	IWD4F							
	IWD4F							
	IWD4F							
<p><b>ADA Height Laminate Top 4-Leg Desk</b></p> <ul style="list-style-type: none"> <li>• Optional book basket</li> <li>• Optional book box</li> <li>• Optional book bag hook</li> <li>• Available only with curved front</li> </ul>	IWD4FL/ADA	<input type="checkbox"/> <input type="checkbox"/> <input type="checkbox"/> <input type="checkbox"/>	<input type="checkbox"/>	<input type="checkbox"/> <input type="checkbox"/> <input type="checkbox"/>	<input type="checkbox"/>	<input type="checkbox"/>	<input type="checkbox"/> <input type="checkbox"/> <input type="checkbox"/>	31.0#
	IWD4F							
	IWD4F							
	IWD4F							
	IWD4F							

**A**   **B**   **C**   **D**   **E**   **F**   **G**

### HOW TO ORDER

Indicate the following information on order form:

1. Quantity of each item.
2. Model number, including options. See "How To Build a Model Number".
3. Any special service required.

Note: • The  indicates that a choice is required.

- The absence of the  indicates that no choice is required.
- Alpha-numeric characters in place of  indicate that no other alternatives are available.

### HOW TO BUILD A MODEL NUMBER

**A** Select basic model.

**B** Select book storage option.

**BR** - Book basket; add \$26

**BB** - Book box; add \$20

**BH** - Book bag hook; add \$8

**BRBH** - Book basket & bag hook; add \$34

**BBBH** - Book box & bag hook; add \$29

**NB** - No book storage

**C** Select frame color.

Refer to color addendum at [ki.com](http://ki.com) or KI Fabrics & Finishes binder.

See pricing column for chrome upcharge.

**D** Select edge finish.

Refer to color addendum at [ki.com](http://ki.com) or KI Fabrics & Finishes binder.

**E** Select surface finish.

Refer to color addendum at [ki.com](http://ki.com) or KI Fabrics & Finishes binder.

**F** Select glide option.

**NG** - Nylon glides

**SG** - Steel glides

**SF** - Felt Solo Glide; add \$2

**G** Select top front shape (user side).

**CFT** - Curved front top

**SFT** - Straight front top; add \$15



# Intellect Wave® Classroom Furniture

4-Leg Desk

Freight  
Excluded  
Pricing  
\$ 161

Chrome  
Upcharge  
add to list  
price  
\$ 12

\$ 161

\$ 12

\$ 202

\$ 12

\$ 202

\$ 12

### SPECIAL SERVICES

#### Special Carton Marking

With specially marked information N/C

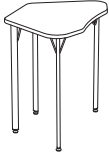
#### Shipping

Shipped **assembled f.o.b. Green Bay, Wisconsin 54302** factory. Freight class #150.

Specifications and prices are subject to change without prior notice.

# Intellect Wave® Classroom Furniture

## Trapezoid Desk

MODEL	MODEL NUMBER						Approx. Packaged Weight
	Basic Model	Book Storage Option	Frame Color	Edge Color	Surface Finish/Hard Plastic Color	Glide Option	
 <p><b>29" Height Hard Plastic Top Trapezoid Desk</b></p> <ul style="list-style-type: none"> <li>• Optional book basket</li> <li>• Optional book box</li> <li>• Optional book bag hook</li> </ul>	IWDTFH/29	<input type="checkbox"/> <input type="checkbox"/> <input type="checkbox"/> <input type="checkbox"/>	<input type="checkbox"/> <input type="checkbox"/>		<input type="checkbox"/> <input type="checkbox"/>	<input type="checkbox"/> <input type="checkbox"/>	26.0#
	IWDTF						
	IWDTF						
<p><b>29" Height Laminate Top Trapezoid Desk</b></p> <ul style="list-style-type: none"> <li>• Optional book basket</li> <li>• Optional book box</li> <li>• Optional book bag hook</li> </ul>	IWDTFL/29	<input type="checkbox"/> <input type="checkbox"/> <input type="checkbox"/> <input type="checkbox"/>	<input type="checkbox"/> <input type="checkbox"/>	<input type="checkbox"/> <input type="checkbox"/> <input type="checkbox"/> <input type="checkbox"/>	<input type="checkbox"/> <input type="checkbox"/>	<input type="checkbox"/> <input type="checkbox"/>	26.0#
	IWDTF						
	IWDTF						
<p><b>27" Height Hard Plastic Top Trapezoid Desk</b></p> <ul style="list-style-type: none"> <li>• Optional book basket</li> <li>• Optional book box</li> <li>• Optional book bag hook</li> </ul>	IWDTFH/27	<input type="checkbox"/> <input type="checkbox"/> <input type="checkbox"/> <input type="checkbox"/>	<input type="checkbox"/> <input type="checkbox"/>		<input type="checkbox"/> <input type="checkbox"/>	<input type="checkbox"/> <input type="checkbox"/>	25.0#
	IWDTF						
	IWDTF						
<p><b>27" Height Laminate Top Trapezoid Desk</b></p> <ul style="list-style-type: none"> <li>• Optional book basket</li> <li>• Optional book box</li> <li>• Optional book bag hook</li> </ul>	IWDTFL/27	<input type="checkbox"/> <input type="checkbox"/> <input type="checkbox"/> <input type="checkbox"/>	<input type="checkbox"/> <input type="checkbox"/>	<input type="checkbox"/> <input type="checkbox"/> <input type="checkbox"/> <input type="checkbox"/>	<input type="checkbox"/> <input type="checkbox"/>	<input type="checkbox"/> <input type="checkbox"/>	25.0#
	IWDTF						
	IWDTF						

**A**   **B**   **C**   **D**   **E**   **F**

### HOW TO ORDER

Indicate the following information on order form:

1. Quantity of each item.
2. Model number, including options. See "How To Build a Model Number".
3. Any special service required.

Note: • The  indicates that a choice is required.

- The absence of the  indicates that no choice is required.
- Alpha-numeric characters in place of  indicate that no other alternatives are available.

### HOW TO BUILD A MODEL NUMBER

- A** Select basic model.
- B** Select book storage option.
- BR** - Book basket; add \$26
  - BB** - Book box; add \$20
  - BH** - Book bag hook; add \$8
  - BRBH** - Book basket & bag hook; add \$34
  - BBBH** - Book box & bag hook; add \$29
  - NB** - No book storage

- C** Select frame color.
- Refer to color addendum at ki.com or KI Fabrics & Finishes binder.

See pricing column for chrome upcharge.

- D** Select edge finish.
- Refer to color addendum at ki.com or KI Fabrics & Finishes binder.

- E** Select surface finish.

Refer to color addendum at ki.com or KI Fabrics & Finishes binder.

- F** Select glide option.
- NG** - Nylon glides
  - SG** - Steel glides
  - SF** - Felt Solo Glide; add \$2



# Intellect Wave® Classroom Furniture

Trapezoid Desk

Freight  
Excluded  
Pricing

\$ 155

Chrome  
Upcharge  
add to list  
price

\$ 12

\$ 155

\$ 12

\$ 155

\$ 12

\$ 155

\$ 12

### SPECIAL SERVICES

#### Special Carton Marking

With specially marked information N/C

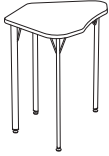
#### Shipping

Shipped **assembled f.o.b. Green Bay, Wisconsin 54302** factory. Freight class #150.

Specifications and prices are subject to change without prior notice.

# Intellect Wave® Classroom Furniture

## Trapezoid Desk

MODEL	MODEL NUMBER						Approx. Packaged Weight
	Basic Model	Book Storage Option	Frame Color	Edge Color	Surface Finish/Hard Plastic Color	Glide Option	
 <p><b>25" Height Hard Plastic Top Trapezoid Desk</b></p> <ul style="list-style-type: none"> <li>• Optional book basket</li> <li>• Optional book box</li> <li>• Optional book bag hook</li> </ul>	IWDTFH/25	<input type="checkbox"/> <input type="checkbox"/> <input type="checkbox"/> <input type="checkbox"/>	<input type="checkbox"/>		<input type="checkbox"/>	<input type="checkbox"/>	24.0#
	IWDTF						
<p><b>25" Height Laminate Top Trapezoid Desk</b></p> <ul style="list-style-type: none"> <li>• Optional book basket</li> <li>• Optional book box</li> <li>• Optional book bag hook</li> </ul>	IWDTFL/25	<input type="checkbox"/> <input type="checkbox"/> <input type="checkbox"/> <input type="checkbox"/>	<input type="checkbox"/>	<input type="checkbox"/> <input type="checkbox"/> <input type="checkbox"/>	<input type="checkbox"/>	<input type="checkbox"/>	24.0#
	IWDTF						
<p><b>Adjust. Height Hard Plastic Top Trapezoid Desk</b></p> <ul style="list-style-type: none"> <li>• Optional book basket</li> <li>• Optional book box</li> <li>• Optional book bag hook</li> </ul>	IWDTFH/A	<input type="checkbox"/> <input type="checkbox"/> <input type="checkbox"/> <input type="checkbox"/>	<input type="checkbox"/>		<input type="checkbox"/>	<input type="checkbox"/>	26.0#
	IWDTF						
<p><b>Adjust. Height Laminate Top Trapezoid Desk</b></p> <ul style="list-style-type: none"> <li>• Optional book basket</li> <li>• Optional book box</li> <li>• Optional book bag hook</li> </ul>	IWDTFL/A	<input type="checkbox"/> <input type="checkbox"/> <input type="checkbox"/> <input type="checkbox"/>	<input type="checkbox"/>	<input type="checkbox"/> <input type="checkbox"/> <input type="checkbox"/>	<input type="checkbox"/>	<input type="checkbox"/>	26.0#
	IWDTF						

**A**   **B**   **C**   **D**   **E**   **F**

### HOW TO ORDER

Indicate the following information on order form:

1. Quantity of each item.
2. Model number, including options. See "How To Build a Model Number".
3. Any special service required.

- Note:
- The  indicates that a choice is required.
  - The absence of the  indicates that no choice is required.
  - Alpha-numeric characters in place of  indicate that no other alternatives are available.

### HOW TO BUILD A MODEL NUMBER

- A** Select basic model.
- B** Select book storage option.
- BR** - Book basket; add \$26
  - BB** - Book box; add \$20
  - BH** - Book bag hook; add \$8
  - BRBH** - Book basket & bag hook; add \$34
  - BBBH** - Book box & bag hook; add \$29
  - NB** - No book storage

- C** Select frame color.
- Refer to color addendum at ki.com or KI Fabrics & Finishes binder.

See pricing column for chrome upcharge.

- D** Select edge finish.
- Refer to color addendum at ki.com or KI Fabrics & Finishes binder.

- E** Select surface finish.

Refer to color addendum at ki.com or KI Fabrics & Finishes binder.

- F** Select glide option.
- NG** - Nylon glides
  - SG** - Steel glides
  - SF** - Felt Solo Glide; add \$2



# Intellect Wave® Classroom Furniture

Trapezoid Desk

Freight  
Excluded  
Pricing

\$ 155

Chrome  
Upcharge  
add to list  
price

\$ 12

\$ 155

\$ 12

\$ 179

\$ 12

\$ 179

\$ 12

### SPECIAL SERVICES

#### Special Carton Marking

With specially marked information N/C

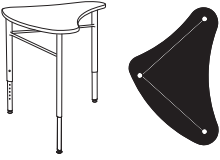
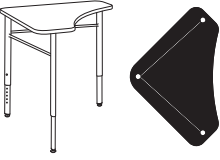
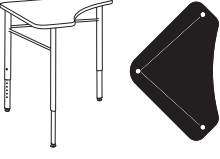
#### Shipping

Shipped **assembled f.o.b. Green Bay, Wisconsin 54302** factory. Freight class #150.

Specifications and prices are subject to change without prior notice.

# Intellect Wave® Classroom Furniture

## Tripod Desk

MODEL	Features	MODEL NUMBER						Approx. Packaged Weight
		Basic Model	Book Storage Option	Frame Color	Edge Color	Surface Finish/ Hard Plastic Color	Glide Option	
 <p><b>Laminated Adjust. Height Tripod Desk</b> • Ships fully assembled</p> <p>IWD3</p>	Contour Top	IWD3LC/A	<input type="checkbox"/> <input type="checkbox"/> <input type="checkbox"/> <input type="checkbox"/>	<input type="checkbox"/>	<input type="checkbox"/> <input type="checkbox"/> <input type="checkbox"/>	<input type="checkbox"/> <input type="checkbox"/>	<input type="checkbox"/> <input type="checkbox"/>	25.0#
 <p><b>Laminated Adjust. Height Tripod Desk</b> • Ships fully assembled</p> <p>IWD3</p>	Linear Top	IWD3LL/A	<input type="checkbox"/> <input type="checkbox"/> <input type="checkbox"/> <input type="checkbox"/>	<input type="checkbox"/>	<input type="checkbox"/> <input type="checkbox"/> <input type="checkbox"/>	<input type="checkbox"/> <input type="checkbox"/>	<input type="checkbox"/> <input type="checkbox"/>	25.0#
 <p><b>Hard Plastic Adjust. Height Tripod Desk</b> • Ships fully assembled</p> <p>IWD3</p>	Linear Top	IWD3HL/A	<input type="checkbox"/> <input type="checkbox"/> <input type="checkbox"/> <input type="checkbox"/>	<input type="checkbox"/>		<input type="checkbox"/> <input type="checkbox"/>	<input type="checkbox"/> <input type="checkbox"/>	25.0#

**A**      **B**      **C**      **D**      **E**      **F**

### HOW TO ORDER

Indicate the following information on order form:

- Quantity of each item.
- Model number, including options. See "How To Build a Model Number".
- Any special service required.

- Note:
- The  indicates that a choice is required.
  - The absence of the  indicates that no choice is required.
  - Alpha-numeric characters in place of  indicate that no other alternatives are available.

### HOW TO BUILD A MODEL NUMBER

- A** Select basic model.
- B** Select book storage option.
- BR** - Book basket; add \$26
  - BB** - Book box; add \$20
  - BH** - Book bag hook; add \$8
  - BRBH** - Book basket & bag hook; add \$34
  - BBBH** - Book box & bag hook; add \$29
  - NB** - No book storage

- C** Select frame color.  
Refer to color addendum at ki.com or KI Fabrics & Finishes binder.

See pricing column for chrome upcharge.

- D** Select edge finish.  
Refer to color addendum at ki.com or KI Fabrics & Finishes binder.

- E** Select surface finish.

Refer to color addendum at ki.com or KI Fabrics & Finishes binder.

- F** Select glide option.
- NG** - Nylon glides
  - SG** - Steel glides
  - SF** - Felt Solo Glide; add \$2



# Intellect Wave® Classroom Furniture

Tripod Desk

Freight  
Excluded  
Pricing

\$ 184

Chrome  
Upcharge  
add to list  
price

\$ 12

\$ 184

\$ 12

\$ 184

\$ 12

### SPECIAL SERVICES

#### Special Carton Marking

With specially marked information N/C


#### Shipping

Shipped **assembled f.o.b. Green Bay, Wisconsin 54302** factory. Freight class #125.

Specifications and prices are subject to change without prior notice.

# Intellect Wave® Classroom Furniture

Two Student Desk

MODEL	MODEL NUMBER								Approx. Packaged Weight
	Basic Model	Book Storage Option	Book Box Color	Frame Color	Edge Color	Surface Finish/ Hard Plastic Color	Glide Option	Carton Code	
 <p><b>29" Two Student Desk</b></p> <ul style="list-style-type: none"> <li>• Optional book basket</li> <li>• Optional book box</li> <li>• Optional book bag hook</li> </ul>	IWDD/29	<input type="checkbox"/> <input type="checkbox"/> <input type="checkbox"/> <input type="checkbox"/>	<input type="checkbox"/> <input type="checkbox"/> <input type="checkbox"/>	<input type="checkbox"/>	<input type="checkbox"/> <input type="checkbox"/> <input type="checkbox"/>	<input type="checkbox"/> <input type="checkbox"/> <input type="checkbox"/>	<input type="checkbox"/> <input type="checkbox"/>	<input type="checkbox"/> <input type="checkbox"/> <input type="checkbox"/>	62.0#
	IWDD								
<p><b>27" Two Student Desk</b></p> <ul style="list-style-type: none"> <li>• Optional book basket</li> <li>• Optional book box</li> <li>• Optional book bag hook</li> </ul>	IWDD/27	<input type="checkbox"/> <input type="checkbox"/> <input type="checkbox"/> <input type="checkbox"/>	<input type="checkbox"/> <input type="checkbox"/> <input type="checkbox"/>	<input type="checkbox"/>	<input type="checkbox"/> <input type="checkbox"/> <input type="checkbox"/>	<input type="checkbox"/> <input type="checkbox"/> <input type="checkbox"/>	<input type="checkbox"/> <input type="checkbox"/>	<input type="checkbox"/> <input type="checkbox"/> <input type="checkbox"/>	61.0#
	IWDD								
<p><b>25" Two Student Desk</b></p> <ul style="list-style-type: none"> <li>• Optional book basket</li> <li>• Optional book box</li> <li>• Optional book bag hook</li> </ul>	IWDD/25	<input type="checkbox"/> <input type="checkbox"/> <input type="checkbox"/> <input type="checkbox"/>	<input type="checkbox"/> <input type="checkbox"/> <input type="checkbox"/>	<input type="checkbox"/>	<input type="checkbox"/> <input type="checkbox"/> <input type="checkbox"/>	<input type="checkbox"/> <input type="checkbox"/> <input type="checkbox"/>	<input type="checkbox"/> <input type="checkbox"/>	<input type="checkbox"/> <input type="checkbox"/> <input type="checkbox"/>	60.0#
	IWDD								

**A**   **B**   **C**   **D**   **E**   **F**   **G**   **H**

## HOW TO ORDER

Indicate the following information on order form:

1. Quantity of each item.
2. Model number, including options. See "How To Build a Model Number".
3. Any special service required.

Note: • The  indicates that a choice is required.

- The absence of the  indicates that no choice is required.
- Alpha-numeric characters in place of  indicate that no other alternatives are available.

## HOW TO BUILD A MODEL NUMBER

**A** Select basic model.

**B** Select book storage option.

**BR** - Book basket; add \$26

**BB** - Book box; add \$20

**BH** - Book bag hook; add \$8

**BRBH** - Book basket & bag hook; add \$34

**BBBH** - Book box & bag hook; add \$29

**NB** - No book storage

**C** Select book box color.

Refer to color addendum at ki.com or KI Fabrics & Finishes binder.

Only book box has color choice. If no color selected, book box will be Translucent.

**D** Select frame color.

Refer to color addendum at ki.com or KI Fabrics & Finishes binder.

See pricing column for Chrome upcharge.

**E** Select edge finish.

Refer to color addendum at ki.com or KI Fabrics & Finishes binder.

**F** Select surface finish.

Refer to color addendum at ki.com or KI Fabrics & Finishes binder.

**G** Select glide option.

**NG** - Nylon glides

**SG** - Steel glides

**SF** - Felt Solo Glide; add \$2

**H** Select carton code.

**CTN** - Cartoned; add \$23

**NP** - No Packaging

Cartoned: Add upcharge/each.



# Intellect Wave® Classroom Furniture

Two Student Desk

Freight Excluded Pricing	Chrome Upcharge add to list price
\$ 296	\$ 19 N/A
\$ 286	\$ 19 N/A
\$ 275	\$ 19 N/A

**INFORMATION**

**Cartoning Information**

Uncartoned shipments are standard for single order quantities of 100 or more units shipped via KI carrier. Specify NP.

**Cartoning Available**

Specify CTN. Cartoning is required for single orders of less than 100 units or orders sent via air freight or UPS. Dealer requested carriers may also require cartoning.

**SPECIAL SERVICES**

**Special Carton Marking**

With specially marked information N/C

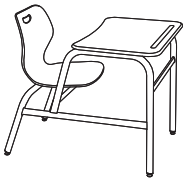
**Shipping**

Shipped **assembled f.o.b. Green Bay, Wisconsin 54302** factory. Freight class #150.

Specifications and prices are subject to change without prior notice.

# Intellect Wave® Classroom Furniture

Combination Desk



Features	MODEL NUMBER									
	Basic Model	Book Storage Option	Frame Color	Shell Color	Edge Color	Surface Finish/Hard Plastic Color	Glide Option	Carton Code	Uph. Color	
Polypropylene	IWCDH	<input type="checkbox"/>	<input type="checkbox"/>	<input type="checkbox"/>		<input type="checkbox"/>	<input type="checkbox"/>	<input type="checkbox"/>		
Polypropylene with Book Rack	IWCDHBR	<input type="checkbox"/>	<input type="checkbox"/>	<input type="checkbox"/>		<input type="checkbox"/>	<input type="checkbox"/>	<input type="checkbox"/>		
Upholstered Seat	IWCDHU/S	<input type="checkbox"/>	<input type="checkbox"/>	<input type="checkbox"/>		<input type="checkbox"/>	<input type="checkbox"/>	<input type="checkbox"/>	<input type="checkbox"/>	
Upholstered Seat with Book Rack	IWCDHBRU/S	<input type="checkbox"/>	<input type="checkbox"/>	<input type="checkbox"/>		<input type="checkbox"/>	<input type="checkbox"/>	<input type="checkbox"/>	<input type="checkbox"/>	
Upholstered Seat/Back	IWCDHU/B	<input type="checkbox"/>	<input type="checkbox"/>	<input type="checkbox"/>		<input type="checkbox"/>	<input type="checkbox"/>	<input type="checkbox"/>	<input type="checkbox"/>	
Upholstered Seat/Back with Book Rack	IWCDHBRU/B	<input type="checkbox"/>	<input type="checkbox"/>	<input type="checkbox"/>		<input type="checkbox"/>	<input type="checkbox"/>	<input type="checkbox"/>	<input type="checkbox"/>	
<b>Hard Plastic Top Combination Desk</b>										
<ul style="list-style-type: none"> <li>• Optional chrome book rack</li> <li>• Optional book bag hook</li> <li>• 29" worksurface height</li> </ul>										
Polypropylene	IWCDL	<input type="checkbox"/>	<input type="checkbox"/>	<input type="checkbox"/>	<input type="checkbox"/>	<input type="checkbox"/>	<input type="checkbox"/>	<input type="checkbox"/>		
Polypropylene with Book Rack	IWCDLBR	<input type="checkbox"/>	<input type="checkbox"/>	<input type="checkbox"/>	<input type="checkbox"/>	<input type="checkbox"/>	<input type="checkbox"/>	<input type="checkbox"/>		
Upholstered Seat	IWCDLU/S	<input type="checkbox"/>	<input type="checkbox"/>	<input type="checkbox"/>	<input type="checkbox"/>	<input type="checkbox"/>	<input type="checkbox"/>	<input type="checkbox"/>	<input type="checkbox"/>	
Upholstered Seat with Book Rack	IWCDLBRU/S	<input type="checkbox"/>	<input type="checkbox"/>	<input type="checkbox"/>	<input type="checkbox"/>	<input type="checkbox"/>	<input type="checkbox"/>	<input type="checkbox"/>	<input type="checkbox"/>	
Upholstered Seat/Back	IWCDLU/B	<input type="checkbox"/>	<input type="checkbox"/>	<input type="checkbox"/>	<input type="checkbox"/>	<input type="checkbox"/>	<input type="checkbox"/>	<input type="checkbox"/>	<input type="checkbox"/>	
Upholstered Seat/Back with Book Rack	IWCDLBRU/B	<input type="checkbox"/>	<input type="checkbox"/>	<input type="checkbox"/>	<input type="checkbox"/>	<input type="checkbox"/>	<input type="checkbox"/>	<input type="checkbox"/>	<input type="checkbox"/>	
<b>Laminate Top Combination Desk</b>										
<ul style="list-style-type: none"> <li>• Optional chrome book rack</li> <li>• Optional book bag hook</li> <li>• 29" worksurface height</li> </ul>										
		<b>A</b>	<b>B</b>	<b>C</b>	<b>D</b>	<b>E</b>	<b>F</b>	<b>G</b>	<b>H</b>	<b>I</b>

## HOW TO ORDER

Indicate the following information on order form:

1. Quantity of each item.
2. Model number, including options. See "How To Build a Model Number".
3. Any special service required.

Note: • The  indicates that a choice is required.

- The absence of the  indicates that no choice is required.
- Alpha-numeric characters in place of  indicate that no other alternatives are available.

## HOW TO BUILD A MODEL NUMBER

- A** Select basic model.
- B** Select book storage option.
  - BH** - Book bag hook; add \$8
  - NB** - No book bag hook
- C** Select frame color. Refer to color addendum at [ki.com](http://ki.com) or KI Fabrics & Finishes binder. See pricing column for chrome upcharge.
- D** Select shell color. Refer to color addendum at [ki.com](http://ki.com) or KI Fabrics & Finishes binder.
- E** Select edge finish. Refer to color addendum at [ki.com](http://ki.com) or KI Fabrics & Finishes binder.
- F** Select surface finish. Refer to color addendum at [ki.com](http://ki.com) or KI Fabrics & Finishes binder.

- G** Select glide option.
  - NG** - Nylon glides
  - SG** - Steel glides
  - SF** - Felt Solo Glide; add \$2
- H** Select carton code.
  - CTN** - Cartoned; add \$30
  - NP** - No Packaging
 Cartoned: Add upcharge/each.
- I** Select upholstery grade/color. Refer to color addendum at [ki.com](http://ki.com) or KI Fabrics & Finishes binder.

## UPHOLSTERY INFORMATION

### C.O.M. Upholstery

C.O.M. requirement is 5/8 yard per chair for seat only and 1 yard per chair for seat and back of 54" wide non-directional fabric. For complete information on ordering C.O.M. see "Ordering C.O.M., C.O.V. and C.O.L." section.



# Intellect Wave® Classroom Furniture

Combination Desk

Approx. Packaged Weight	Freight Excluded Pricing Upholstered	Freight Excluded Pricing Fabric Grade 1 & C.O.M.	Freight Excluded Pricing Fabric Grade 2	Freight Excluded Pricing Fabric Grade 3	Freight Excluded Pricing Vinyl Group 2	Freight Excluded Pricing Pallas Fabric Group P1	Freight Excluded Pricing Pallas Fabric Group P2	Freight Excluded Pricing Pallas Fabric Group P3	Freight Excluded Pricing Pallas Fabric Group P4	Chrome Upcharge add to list price
41.0#	\$ 266									\$ 24
43.0#	286									24
42.0#	N/A	312	316	324	324	352	364	379	392	24
44.0#	N/A	332	336	344	344	371	384	399	411	24
42.0#	N/A	352	364	376	376	422	444	470	491	24
44.0#	N/A	371	384	396	396	442	463	490	510	24
41.0#	\$ 266									\$ 24
43.0#	286									24
42.0#	N/A	312	316	324	324	352	364	379	392	24
44.0#	N/A	332	336	344	344	371	384	399	411	24
42.0#	N/A	352	364	376	376	422	444	470	491	24
44.0#	N/A	371	384	396	396	442	463	490	510	24

**OPTIONS**

**California TB133 Fire Safety Code**

The above seating products can be manufactured using the appropriate flame-retardant materials for compliance to California Technical Bulletin 133. Add "FR" to end of model number.  
 Model=Polypropylene  
 Added Lead Time=none  
 Added List Price=\$18  
 Model=Upholstered Seat Only  
 Added Lead Time=none  
 Added List Price=\$58

Upholstered Seat/Back models NOT TB133 approved.

**INFORMATION**

**Cartoning Information**

Uncartoned shipments are standard for single order quantities of 100 or more units shipped via KI carrier. Specify NP.

**Cartoning Available**

Specify CTN. Cartoning is required for single orders of less than 100 units or orders sent via air freight or UPS. Dealer requested carriers may also require cartoning.

**SPECIAL SERVICES**

**Special Carton Marking**

With specially marked information N/C


**Shipping**

Shipped assembled f.o.b. Green Bay, Wisconsin 54302 factory. Freight class #300.

Specifications and prices are subject to change without prior notice.

# Intellect Wave® Classroom Furniture

Double Entry Desk

Features	MODEL NUMBER									
	Basic Model	Book Storage Option	Frame Color	Shell Color	Edge Color	Surface Finish/ Hard Plastic Color	Glide Option	Carton Code	Upholstery Color	
 <p>IWDE IWDEU <b>Hard Plastic Top Double Entry Desk</b></p> <ul style="list-style-type: none"> <li>• Optional chrome book rack</li> <li>• Optional book bag hook</li> <li>• 29" worksurface height</li> </ul>	Polypropylene	IWDEH	<input type="checkbox"/>	<input type="checkbox"/>	<input type="checkbox"/>	<input type="checkbox"/>	<input type="checkbox"/>	<input type="checkbox"/>	<input type="checkbox"/>	
	Polypropylene with Book Rack	IWDEHBR	<input type="checkbox"/>	<input type="checkbox"/>	<input type="checkbox"/>	<input type="checkbox"/>	<input type="checkbox"/>	<input type="checkbox"/>	<input type="checkbox"/>	
	Upholstered Seat	IWDEHU/S	<input type="checkbox"/>	<input type="checkbox"/>	<input type="checkbox"/>	<input type="checkbox"/>	<input type="checkbox"/>	<input type="checkbox"/>	<input type="checkbox"/>	<input type="checkbox"/>
	Upholstered Seat with Book Rack	IWDEHBRU/S	<input type="checkbox"/>	<input type="checkbox"/>	<input type="checkbox"/>	<input type="checkbox"/>	<input type="checkbox"/>	<input type="checkbox"/>	<input type="checkbox"/>	<input type="checkbox"/>
	Upholstered Seat/Back	IWDEHU/B	<input type="checkbox"/>	<input type="checkbox"/>	<input type="checkbox"/>	<input type="checkbox"/>	<input type="checkbox"/>	<input type="checkbox"/>	<input type="checkbox"/>	<input type="checkbox"/>
	Upholstered Seat/Back with Book Rack	IWDEHBRU/B	<input type="checkbox"/>	<input type="checkbox"/>	<input type="checkbox"/>	<input type="checkbox"/>	<input type="checkbox"/>	<input type="checkbox"/>	<input type="checkbox"/>	<input type="checkbox"/>
<p>IWDE IWDEU <b>Laminate Top Double Entry Desk</b></p> <ul style="list-style-type: none"> <li>• Optional chrome book rack</li> <li>• Optional book bag hook</li> <li>• 29" worksurface height</li> </ul>	Polypropylene	IWDEL	<input type="checkbox"/>	<input type="checkbox"/>	<input type="checkbox"/>	<input type="checkbox"/>	<input type="checkbox"/>	<input type="checkbox"/>		
	Polypropylene with Book Rack	IWDELB	<input type="checkbox"/>	<input type="checkbox"/>	<input type="checkbox"/>	<input type="checkbox"/>	<input type="checkbox"/>	<input type="checkbox"/>		
	Upholstered Seat	IWDELU/S	<input type="checkbox"/>	<input type="checkbox"/>	<input type="checkbox"/>	<input type="checkbox"/>	<input type="checkbox"/>	<input type="checkbox"/>	<input type="checkbox"/>	
	Upholstered Seat with Book Rack	IWDELBRS/S	<input type="checkbox"/>	<input type="checkbox"/>	<input type="checkbox"/>	<input type="checkbox"/>	<input type="checkbox"/>	<input type="checkbox"/>	<input type="checkbox"/>	
	Upholstered Seat/Back	IWDELU/B	<input type="checkbox"/>	<input type="checkbox"/>	<input type="checkbox"/>	<input type="checkbox"/>	<input type="checkbox"/>	<input type="checkbox"/>	<input type="checkbox"/>	
	Upholstered Seat/Back with Book Rack	IWDELBRS/B	<input type="checkbox"/>	<input type="checkbox"/>	<input type="checkbox"/>	<input type="checkbox"/>	<input type="checkbox"/>	<input type="checkbox"/>	<input type="checkbox"/>	

**A**   **B**   **C**   **D**   **E**   **F**   **G**   **H**   **I**

## HOW TO ORDER

Indicate the following information on order form:

- Quantity of each item.
- Model number, including options. See "How To Build a Model Number".
- Any special service required.

Note: • The  indicates that a choice is required.

- The absence of the  indicates that no choice is required.
- Alpha-numeric characters in place of  indicate that no other alternatives are available.

## HOW TO BUILD A MODEL NUMBER

- A** Select basic model.
- B** Select book storage option.
  - BH** - Book bag hook; add \$8
  - NB** - No book bag hook
- C** Select frame color. Refer to color addendum at [ki.com](http://ki.com) or KI Fabrics & Finishes binder. See pricing column for chrome upcharge.
- D** Select shell color. Refer to color addendum at [ki.com](http://ki.com) or KI Fabrics & Finishes binder.
- E** Select edge finish. Refer to color addendum at [ki.com](http://ki.com) or KI Fabrics & Finishes binder.
- F** Select surface finish. Refer to color addendum at [ki.com](http://ki.com) or KI Fabrics & Finishes binder.

- G** Select glide option.
  - NG** - Nylon glides
  - SG** - Steel glides
  - SF** - Felt Solo Glide; add \$2
- H** Select carton code.
  - CTN** - Cartoned; add \$30
  - NP** - No Packaging
 Cartoned: Add upcharge/each.
- I** Select upholstery grade/color. Refer to color addendum at [ki.com](http://ki.com) or KI Fabrics & Finishes binder.

## UPHOLSTERY INFORMATION

### C.O.M. Upholstery

C.O.M. requirement is 5/8 yard per chair for seat only and 1 yard per chair for seat and back of 54" wide non-directional fabric. For complete information on ordering C.O.M. see "Ordering C.O.M., C.O.V. and C.O.L." section.



# Intellect Wave® Classroom Furniture

## Double Entry Desk

Approx. Packaged Weight	Freight Excluded Pricing Upholstered	Freight Excluded Pricing Fabric Grade 1 & C.O.M.	Freight Excluded Pricing Fabric Grade 2	Freight Excluded Pricing Fabric Grade 3	Freight Excluded Pricing Vinyl Group 2	Freight Excluded Pricing Pallas Fabric Group P1	Freight Excluded Pricing Pallas Fabric Group P2	Freight Excluded Pricing Pallas Fabric Group P3	Freight Excluded Pricing Pallas Fabric Group P4	Chrome Upcharge add to list price
40.0#	\$ 258									\$ 24
42.0#	277									24
41.0#	N/A	304	308	316	316	344	356	371	384	24
43.0#	N/A	323	327	336	336	363	375	391	403	24
41.0#	N/A	344	356	368	368	414	436	462	482	24
43.0#	N/A	363	375	388	388	434	455	481	502	24
40.0#	\$ 258									\$ 24
42.0#	277									24
41.0#	N/A	304	308	316	316	344	356	371	384	24
43.0#	N/A	323	327	336	336	363	375	391	403	24
41.0#	N/A	344	356	368	368	414	436	462	482	24
43.0#	N/A	363	375	388	388	434	455	481	502	24

### OPTIONS

#### California TB133 Fire Safety Code

The above seating products can be manufactured using the appropriate flame-retardant materials for compliance to California Technical Bulletin 133. Add "FR" to end of model number.

Model=Polypropylene  
 Added Lead Time=none  
 Added List Price=\$18  
 Model=Upholstered Seat Only  
 Added Lead Time=none  
 Added List Price=\$58

Upholstered Seat/Back models NOT TB133 approved.

### INFORMATION

#### Cartoning Information

Uncartoned shipments are standard for single order quantities of 100 or more units shipped via KI carrier. Specify NP.

#### Cartoning Available

Specify CTN. Cartoning is required for single orders of less than 100 units or orders sent via air freight or UPS. Dealer requested carriers may also require cartoning.

### SPECIAL SERVICES

#### Special Carton Marking

With specially marked information N/C


#### Shipping

Shipped assembled f.o.b. Green Bay, Wisconsin 54302 factory. Freight class #300.

Specifications and prices are subject to change without prior notice.

# Intellect Wave® Classroom Furniture

XL Double Entry Desk

Features	MODEL NUMBER									
	Basic Model	Book Storage Option	Frame Color	Shell Color	Edge Color	Surface Finish/ Hard Plastic Color	Glide Option	Carton Code	Upholstery Color	
 <p>IWXD IWXDU</p> <p><b>Hard Plastic Top XL Double Entry Desk</b></p> <ul style="list-style-type: none"> <li>• Optional chrome book rack</li> <li>• Optional book bag hook</li> <li>• 30" worksurface height</li> </ul>	Polypropylene	IWXDH	<input type="checkbox"/>	<input type="checkbox"/>	<input type="checkbox"/>	<input type="checkbox"/>	<input type="checkbox"/>	<input type="checkbox"/>	<input type="checkbox"/>	
	Polypropylene with Book Rack	IWXDHBR	<input type="checkbox"/>	<input type="checkbox"/>	<input type="checkbox"/>	<input type="checkbox"/>	<input type="checkbox"/>	<input type="checkbox"/>	<input type="checkbox"/>	
	Upholstered Seat	IWXDHU/S	<input type="checkbox"/>	<input type="checkbox"/>	<input type="checkbox"/>	<input type="checkbox"/>	<input type="checkbox"/>	<input type="checkbox"/>	<input type="checkbox"/>	<input type="checkbox"/>
	Upholstered Seat with Book Rack	IWXDHBRU/S	<input type="checkbox"/>	<input type="checkbox"/>	<input type="checkbox"/>	<input type="checkbox"/>	<input type="checkbox"/>	<input type="checkbox"/>	<input type="checkbox"/>	<input type="checkbox"/>
	Upholstered Seat/Back	IWXDHU/B	<input type="checkbox"/>	<input type="checkbox"/>	<input type="checkbox"/>	<input type="checkbox"/>	<input type="checkbox"/>	<input type="checkbox"/>	<input type="checkbox"/>	<input type="checkbox"/>
	Upholstered Seat/Back with Book Rack	IWXDHBRU/B	<input type="checkbox"/>	<input type="checkbox"/>	<input type="checkbox"/>	<input type="checkbox"/>	<input type="checkbox"/>	<input type="checkbox"/>	<input type="checkbox"/>	<input type="checkbox"/>
<p>IWXD IWXDU</p> <p><b>Laminate Top XL Double Entry Desk</b></p> <ul style="list-style-type: none"> <li>• Optional chrome book rack</li> <li>• Optional book bag hook</li> <li>• 30" worksurface height</li> </ul>	Polypropylene	IWXDL	<input type="checkbox"/>	<input type="checkbox"/>	<input type="checkbox"/>	<input type="checkbox"/>	<input type="checkbox"/>	<input type="checkbox"/>	<input type="checkbox"/>	
	Polypropylene with Book Rack	IWXDLBR	<input type="checkbox"/>	<input type="checkbox"/>	<input type="checkbox"/>	<input type="checkbox"/>	<input type="checkbox"/>	<input type="checkbox"/>	<input type="checkbox"/>	
	Upholstered Seat	IWXDLU/S	<input type="checkbox"/>	<input type="checkbox"/>	<input type="checkbox"/>	<input type="checkbox"/>	<input type="checkbox"/>	<input type="checkbox"/>	<input type="checkbox"/>	<input type="checkbox"/>
	Upholstered Seat with Book Rack	IWXDLBRU/S	<input type="checkbox"/>	<input type="checkbox"/>	<input type="checkbox"/>	<input type="checkbox"/>	<input type="checkbox"/>	<input type="checkbox"/>	<input type="checkbox"/>	<input type="checkbox"/>
	Upholstered Seat/Back	IWXDLU/B	<input type="checkbox"/>	<input type="checkbox"/>	<input type="checkbox"/>	<input type="checkbox"/>	<input type="checkbox"/>	<input type="checkbox"/>	<input type="checkbox"/>	<input type="checkbox"/>
	Upholstered Seat/Back with Book Rack	IWXDLBRU/B	<input type="checkbox"/>	<input type="checkbox"/>	<input type="checkbox"/>	<input type="checkbox"/>	<input type="checkbox"/>	<input type="checkbox"/>	<input type="checkbox"/>	<input type="checkbox"/>

**A B C D E F G H I**

## HOW TO ORDER

Indicate the following information on order form:

- Quantity of each item.
- Model number, including options. See "How To Build a Model Number".
- Any special service required.

Note: • The  indicates that a choice is required.

- The absence of the  indicates that no choice is required.
- Alpha-numeric characters in place of  indicate that no other alternatives are available.

## HOW TO BUILD A MODEL NUMBER

**A** Select basic model.

**B** Select book storage option.

- BH** - Book bag hook; add \$8
- NB** - No book bag hook

**C** Select frame color.

Refer to color addendum at [ki.com](http://ki.com) or KI Fabrics & Finishes binder.

See pricing column for chrome upcharge.

**D** Select shell color.

Refer to color addendum at [ki.com](http://ki.com) or KI Fabrics & Finishes binder.

**E** Select edge finish.

Refer to color addendum at [ki.com](http://ki.com) or KI Fabrics & Finishes binder.

**F** Select surface finish.

Refer to color addendum at [ki.com](http://ki.com) or KI Fabrics & Finishes binder.

**G** Select glide option.

- NG** - Nylon glides
- SG** - Steel glides
- SF** - Felt Solo Glide; add \$2

**H** Select carton code.

- CTN** - Cartoned; add \$30
  - NP** - No Packaging
- Cartoned: Add upcharge/each.

**I** Select upholstery grade/color.

Refer to color addendum at [ki.com](http://ki.com) or KI Fabrics & Finishes binder.

## UPHOLSTERY INFORMATION

### C.O.M. Upholstery

C.O.M. requirement is 5/8 yard per chair for seat only and 1 yard per chair for seat and back of 54" wide non-directional fabric. For complete information on ordering C.O.M. see "Ordering C.O.M., C.O.V. and C.O.L." section.



# Intellect Wave® Classroom Furniture

XL Double Entry Desk

Approx. Packaged Weight	Freight Excluded Pricing Upholstered	Freight Excluded Pricing Fabric Grade 1 & C.O.M.	Freight Excluded Pricing Fabric Grade 2	Freight Excluded Pricing Fabric Grade 3	Freight Excluded Pricing Vinyl Group 2	Freight Excluded Pricing Pallas Fabric Group P1	Freight Excluded Pricing Pallas Fabric Group P2	Freight Excluded Pricing Pallas Fabric Group P3	Freight Excluded Pricing Pallas Fabric Group P4	Chrome Upcharge add to list price
42.0#	\$ 297									\$ 24
44.0#	316									24
43.0#	N/A	343	347	355	355	383	395	410	422	24
45.0#	N/A	362	366	374	374	402	414	429	442	24
43.0#	N/A	383	395	407	407	453	474	501	521	24
45.0#	N/A	402	414	426	426	472	494	520	541	24
42.0#	\$ 297									\$ 24
44.0#	316									24
43.0#	N/A	343	347	355	355	383	395	410	422	24
45.0#	N/A	362	366	374	374	402	414	429	442	24
43.0#	N/A	383	395	407	407	453	474	501	521	24
45.0#	N/A	402	414	426	426	472	494	520	541	24

**OPTIONS**

**California TB133 Fire Safety Code**

The above seating products can be manufactured using the appropriate flame-retardant materials for compliance to California Technical Bulletin 133. Add "FR" to end of model number.  
 Model=Polypropylene  
 Added Lead Time=none  
 Added List Price=\$18  
 Model=Upholstered Seat Only  
 Added Lead Time=none  
 Added List Price=\$58

Upholstered Seat/Back models NOT TB133 approved.

**INFORMATION**

**Cartoning Information**

Uncartoned shipments are standard for single order quantities of 100 or more units shipped via KI carrier. Specify NP.

**Cartoning Available**

Specify CTN. Cartoning is required for single orders of less than 100 units or orders sent via air freight or UPS. Dealer requested carriers may also require cartoning.

**SPECIAL SERVICES**

**Special Carton Marking**

With specially marked information N/C

**Shipping**

Shipped assembled f.o.b. Green Bay, Wisconsin 54302 factory. Freight class #300.

Specifications and prices are subject to change without prior notice.

# Intellect Wave® Classroom Furniture

## Tablet Arm Chair



IWTA  
IWTAU  
**Standard Fixed Tablet Arm Chair**  
• Optional chrome book rack

Features	MODEL NUMBER								
	Basic Model	Tablet Arm Direction	Frame Color	Shell Color	Surface Finish	Glide Option	Carton Code	Upholstery Color	
Polypropylene	IWTASFX	<input type="checkbox"/>	<input type="checkbox"/>	<input type="checkbox"/>	<input type="checkbox"/>	<input type="checkbox"/>	<input type="checkbox"/>	<input type="checkbox"/>	
Polypropylene with Book Rack	IWTASFXBR	<input type="checkbox"/>	<input type="checkbox"/>	<input type="checkbox"/>	<input type="checkbox"/>	<input type="checkbox"/>	<input type="checkbox"/>	<input type="checkbox"/>	
Upholstered Seat	IWTASFXU/S	<input type="checkbox"/>	<input type="checkbox"/>	<input type="checkbox"/>	<input type="checkbox"/>	<input type="checkbox"/>	<input type="checkbox"/>	<input type="checkbox"/>	<input type="checkbox"/>
Upholstered Seat with Book Rack	IWTASFXBRU/S	<input type="checkbox"/>	<input type="checkbox"/>	<input type="checkbox"/>	<input type="checkbox"/>	<input type="checkbox"/>	<input type="checkbox"/>	<input type="checkbox"/>	<input type="checkbox"/>
Upholstered Seat/Back	IWTASFXU/B	<input type="checkbox"/>	<input type="checkbox"/>	<input type="checkbox"/>	<input type="checkbox"/>	<input type="checkbox"/>	<input type="checkbox"/>	<input type="checkbox"/>	<input type="checkbox"/>
Upholstered Seat/Back with Book Rack	IWTASFXBRU/B	<input type="checkbox"/>	<input type="checkbox"/>	<input type="checkbox"/>	<input type="checkbox"/>	<input type="checkbox"/>	<input type="checkbox"/>	<input type="checkbox"/>	<input type="checkbox"/>

IWTA	Polypropylene	IWTASFL	<input type="checkbox"/>	<input type="checkbox"/>	<input type="checkbox"/>	<input type="checkbox"/>	<input type="checkbox"/>	<input type="checkbox"/>	
IWTAU	Polypropylene with Book Rack	IWTASFLBR	<input type="checkbox"/>	<input type="checkbox"/>	<input type="checkbox"/>	<input type="checkbox"/>	<input type="checkbox"/>	<input type="checkbox"/>	
	Upholstered Seat	IWTASFLU/S	<input type="checkbox"/>	<input type="checkbox"/>	<input type="checkbox"/>	<input type="checkbox"/>	<input type="checkbox"/>	<input type="checkbox"/>	<input type="checkbox"/>
	Upholstered Seat with Book Rack	IWTASFLBRU/S	<input type="checkbox"/>	<input type="checkbox"/>	<input type="checkbox"/>	<input type="checkbox"/>	<input type="checkbox"/>	<input type="checkbox"/>	<input type="checkbox"/>
	Upholstered Seat/Back	IWTASFLU/B	<input type="checkbox"/>	<input type="checkbox"/>	<input type="checkbox"/>	<input type="checkbox"/>	<input type="checkbox"/>	<input type="checkbox"/>	<input type="checkbox"/>
	Upholstered Seat/Back with Book Rack	IWTASFLBRU/B	<input type="checkbox"/>	<input type="checkbox"/>	<input type="checkbox"/>	<input type="checkbox"/>	<input type="checkbox"/>	<input type="checkbox"/>	<input type="checkbox"/>

IWTA	Polypropylene	IWTALTFX	<input type="checkbox"/>	<input type="checkbox"/>	<input type="checkbox"/>	<input type="checkbox"/>	<input type="checkbox"/>	<input type="checkbox"/>	
IWTAU	Polypropylene with Book Rack	IWTALTFXBR	<input type="checkbox"/>	<input type="checkbox"/>	<input type="checkbox"/>	<input type="checkbox"/>	<input type="checkbox"/>	<input type="checkbox"/>	
	Upholstered Seat	IWTALTFXU/S	<input type="checkbox"/>	<input type="checkbox"/>	<input type="checkbox"/>	<input type="checkbox"/>	<input type="checkbox"/>	<input type="checkbox"/>	<input type="checkbox"/>
	Upholstered Seat with Book Rack	IWTALTFXBRU/S	<input type="checkbox"/>	<input type="checkbox"/>	<input type="checkbox"/>	<input type="checkbox"/>	<input type="checkbox"/>	<input type="checkbox"/>	<input type="checkbox"/>
	Upholstered Seat/Back	IWTALTFXU/B	<input type="checkbox"/>	<input type="checkbox"/>	<input type="checkbox"/>	<input type="checkbox"/>	<input type="checkbox"/>	<input type="checkbox"/>	<input type="checkbox"/>
	Upholstered Seat/Back with Book Rack	IWTALTFXBRU/B	<input type="checkbox"/>	<input type="checkbox"/>	<input type="checkbox"/>	<input type="checkbox"/>	<input type="checkbox"/>	<input type="checkbox"/>	<input type="checkbox"/>

IWTA	Polypropylene	IWTALTFL	<input type="checkbox"/>	<input type="checkbox"/>	<input type="checkbox"/>	<input type="checkbox"/>	<input type="checkbox"/>	<input type="checkbox"/>	
IWTAU	Polypropylene with Book Rack	IWTALTFLBR	<input type="checkbox"/>	<input type="checkbox"/>	<input type="checkbox"/>	<input type="checkbox"/>	<input type="checkbox"/>	<input type="checkbox"/>	
	Upholstered Seat	IWTALTFLU/S	<input type="checkbox"/>	<input type="checkbox"/>	<input type="checkbox"/>	<input type="checkbox"/>	<input type="checkbox"/>	<input type="checkbox"/>	<input type="checkbox"/>
	Upholstered Seat with Book Rack	IWTALTFLBRU/S	<input type="checkbox"/>	<input type="checkbox"/>	<input type="checkbox"/>	<input type="checkbox"/>	<input type="checkbox"/>	<input type="checkbox"/>	<input type="checkbox"/>
	Upholstered Seat/Back	IWTALTFLU/B	<input type="checkbox"/>	<input type="checkbox"/>	<input type="checkbox"/>	<input type="checkbox"/>	<input type="checkbox"/>	<input type="checkbox"/>	<input type="checkbox"/>
	Upholstered Seat/Back with Book Rack	IWTALTFLBRU/B	<input type="checkbox"/>	<input type="checkbox"/>	<input type="checkbox"/>	<input type="checkbox"/>	<input type="checkbox"/>	<input type="checkbox"/>	<input type="checkbox"/>

**A**                      **B**                      **C**                      **D**                      **E**                      **F**                      **G**                      **H**

### HOW TO ORDER

Indicate the following information on order form:

- Quantity of each item.
- Model number, including options. See "How To Build a Model Number".
- Any special service required.

Note: • The  indicates that a choice is required.  
• The absence of the  indicates that no choice is required.  
• Alpha-numeric characters in place of  indicate that no other alternatives are available.

### HOW TO BUILD A MODEL NUMBER

- A** Select basic model.
- B** Select tablet arm direction.  
LH \_\_\_\_\_ - Left hand tablet  
RH \_\_\_\_\_ - Right hand tablet
- C** Select frame color.  
Refer to color addendum at ki.com or KI Fabrics & Finishes binder.  
  
See pricing column for chrome upcharge.
- D** Select shell color.  
Refer to color addendum at ki.com or KI Fabrics & Finishes binder.
- E** Select surface finish.  
Refer to color addendum at ki.com or KI Fabrics & Finishes binder.
- F** Select glide option.  
NG \_\_\_\_\_ - Nylon glides  
SG \_\_\_\_\_ - Steel glides

SF - Felt Solo Glide; add \$2

- G** Select carton code.  
CTN - Cartoned; add \$30  
NP - No Packaging  
Cartoned: Add upcharge/each.
- H** Select upholstery grade/color.  
Refer to color addendum at ki.com or KI Fabrics & Finishes binder.

### UPHOLSTERY INFORMATION

#### C.O.M. Upholstery

C.O.M. requirement is 5/8 yard per chair for seat only and 1 yard per chair for seat and back of 54" wide non-directional fabric. For complete information on ordering C.O.M. see "Ordering C.O.M., C.O.V. and C.O.L." section.



# Intellect Wave® Classroom Furniture

Tablet Arm Chair

Approx. Packaged Weight	Freight Excluded Pricing Upholstered	Freight Excluded Pricing Fabric Grade 1 & C.O.M.	Freight Excluded Pricing Fabric Grade 2	Freight Excluded Pricing Fabric Grade 3	Freight Excluded Pricing Vinyl Group 2	Freight Excluded Pricing Pallas Fabric Group P1	Freight Excluded Pricing Pallas Fabric Group P2	Freight Excluded Pricing Pallas Fabric Group P3	Freight Excluded Pricing Pallas Fabric Group P4	Chrome Upcharge add to list price
26.0#	\$ 196									\$ 12
28.0#	215									12
27.0#	N/A	242	246	254	254	282	294	309	321	12
29.0#	N/A	261	265	273	273	301	313	328	341	12
27.0#	N/A	282	294	306	306	352	373	400	420	12
29.0#	N/A	301	313	325	325	371	393	419	440	12
26.0#	\$ 226									\$ 12
28.0#	246									12
27.0#	N/A	272	276	285	285	312	324	340	352	12
29.0#	N/A	292	296	304	304	332	344	359	371	12
27.0#	N/A	312	324	337	337	383	404	430	451	12
29.0#	N/A	332	344	356	356	402	423	450	470	12
29.0#	\$ 233									\$ 12
31.0#	252									12
30.0#	N/A	278	283	291	291	318	330	346	358	12
32.0#	N/A	298	302	310	310	338	350	365	377	12
30.0#	N/A	318	330	343	343	389	410	437	457	12
32.0#	N/A	338	350	362	362	408	429	456	476	12
29.0#	\$ 263									\$ 12
31.0#	283									12
30.0#	N/A	309	313	321	321	349	361	376	389	12
32.0#	N/A	328	333	341	341	368	380	396	408	12
30.0#	N/A	349	361	373	373	419	441	467	488	12
32.0#	N/A	368	380	393	393	439	460	487	507	12

**OPTIONS**

**California TB133 Fire Safety Code**

The above seating products can be manufactured using the appropriate flame-retardant materials for compliance to California Technical Bulletin 133. Add "FR" to end of model number.

- Model=Polypropylene
- Added Lead Time=none
- Added List Price=\$18
- Model=Upholstered Seat Only
- Added Lead Time=none
- Added List Price=\$58

Upholstered Seat/Back models NOT TB133 approved.

**INFORMATION**

**Cartoning Information**

Uncartoned shipments are standard for single order quantities of 100 or more units shipped via KI carrier. Specify NP.

**Cartoning Available**

Specify CTN. Cartoning is required for single orders of less than 100 units or orders sent via air freight or UPS. Dealer requested carriers may also require cartoning.

**SPECIAL SERVICES**

**Special Carton Marking**

With specially marked information N/C

**Shipping**

Shipped assembled f.o.b. Green Bay, Wisconsin 54302 factory. Freight class #300.

Specifications and prices are subject to change without prior notice.





# Intellect Wave® Classroom Furniture

Tablet Arm Chair

Approx. Packaged Weight	Freight Excluded Pricing Unupholstered	Freight Excluded Pricing Fabric Grade 1 & C.O.M.	Freight Excluded Pricing Fabric Grade 2	Freight Excluded Pricing Fabric Grade 3	Freight Excluded Pricing Vinyl Group 2	Freight Excluded Pricing Pallas Fabric Group P1	Freight Excluded Pricing Pallas Fabric Group P2	Freight Excluded Pricing Pallas Fabric Group P3	Freight Excluded Pricing Pallas Fabric Group P4	Chrome Upcharge add to list price
24.0#	\$ 352									\$ 12
26.0#	371									12
25.0#	N/A	398	402	410	410	438	450	465	477	12
27.0#	N/A	417	421	429	429	457	469	485	497	12
25.0#	N/A	438	450	462	462	508	529	556	576	12
27.0#	N/A	457	469	481	481	527	549	575	596	12

**OPTIONS**

**California TB133 Fire Safety Code**

The above seating products can be manufactured using the appropriate flame-retardant materials for compliance to California Technical Bulletin 133. Add "FR" to end of model number.

- Model=Polypropylene
- Added Lead Time=none
- Added List Price=\$18
- Model=Upholstered Seat Only
- Added Lead Time=none
- Added List Price=\$58

Upholstered Seat/Back models NOT TB133 approved.

**SPECIAL SERVICES**

**Special Carton Marking**

With specially marked information N/C

**Shipping**

Shipped assembled f.o.b. Green Bay, Wisconsin 54302 factory. Freight class #300.

Specifications and prices are subject to change without prior notice.

# Ivy League™ Classroom Furniture

General Information



**Series 10 Posture Chair (IL10R.18)**



**Series 20 Open-Front Desk (IL20R.A)**



**Series 30 Lift-Lid Desk (IL30R.A)**



**Series 40 Study-Top Desk (IL40R.30)**



**Series 60 Trapezoid Desk (IL60R.30)**

## Features

Thermoset plastic seat and back	•				
Thermoset plastic top		•	•	•	•
18-gauge steel frame	•	•	•	•	•
Adjustable height	•	•	•	•	•
Book basket option	•			•	•
ADA				•	
High-pressure laminate surface		•	•	•	•

## SPECIFICATIONS

### CHAIRS - Posture Series 10

#### Frame - Fixed Height

18-gauge, 1" o.d., non-swaged steel tubing.

#### Frame - Adjustable Height

Chrome-plated 18-gauge, 7/8" o.d. tube with 5 holes for 4" of adjustment via Phillips head screws.

#### Seat & Back

Contoured 5/8" thick, solid, molded thermoset plastic attached to frame with screws.

#### Glides - Posture Chair Series 10

Swivel-type steel glides (nylon optional).

#### Underseat Book Rack-Series 10

Chrome plated 9.5mm dia. solid steel wire with four solid 8mm dia. wire crossbraces. Attached with two 3/16" high strength steel rivets in rear legs. Measures 13" x 16".

#### Underseat X-Bracing Series 10

18-gauge, 1/2" o.d. tubing.

### DESKS - Series 20, 30, 40, and 60

#### Frame - Fixed Height

Chrome-plated 18-gauge, 1" o.d., non-swaged steel tubing with 18-gauge, 3/4" o.d. u-shaped lower brace welded to legs.

#### Frame - Adjustable Height

Chrome-plated 7/8" x 18-gauge tube with 7 holes for 6" of adjustment via Phillips head screws.

#### Top

Solid, molded thermoset plastic with rounded edges & pencil groove or high-density particleboard core covered with .030" high-pressure laminate top and .020" phenolic backing sheet with black bullnose edge. 18" x 24" x 5/8". Study ADA (IL40) top measures 20" x 36-1/2" x 5/8". Trapezoid (IL60) top measures 21" x 33" x 5/8".

#### Glides

Swivel-type steel glides (nylon optional).

#### Open-Front Book Box - Series 20

One-piece, 20-gauge cold-rolled steel with

embossed sides and bottom. 22" x 15-1/4" x 4-3/4"

#### Lift-Lid Book Box - Series 30

One-piece, 20-gauge cold-rolled steel with integral steel pencil tray. Full-length hinge. Two self-balancing lid supports. Interior dimensions = 22-1/4" x 15-1/4" x 5"

#### Book Basket - Series 40 & 60

Chrome plated 7mm dia. solid steel wire attached to underside of top with eight #10 x 5/8" SMPTH - Zinc screws.

#### Translucent Book Box - Series 40 & 60

Optional solid, molded thermoplastic polypropylene book box. Translucent finish helps provide safe environment while allowing for some degree of personal privacy. Molded-in pencil tray keeps items conveniently inside book box within easy reach, not on the floor or in the back of the book box. Measures 15" wide, 14" deep, and 4" high.

#### COMBINATION DESK - Series 56, 61 Frame

Chrome-plated 16-gauge, 1" o.d. side and back. Legs are 16-gauge, 1-1/4" o.d. Series 61 and Series 66 have a support brace of chrome-plated 16-gauge, 1" o.d. steel tubing.

#### Seat & Back

Contoured 5/8" thick, solid, molded thermoset plastic attached to frame with screws.

#### Top

Solid, molded thermoset plastic with rounded edges with pencil groove or high-density particleboard core covered with .030 high-pressure laminate top and .020 phenolic backing sheet with black bullnose edge. 18" x 24" x 5/8". Angled or flat options.

#### Glides

Swivel-type steel glides (nylon optional).

#### Underseat Book Basket

Chrome plated 7mm dia. solid steel wire attached with four 3/16" high strength steel rivets to underside of chair frame. 11" L x 12" W x 8-1/2" H.



# Ivy League™ Classroom Furniture

General Information



**Series 56 Combination Desk (IL56)**



**Series 58 Double-Entry Sled Base Desk (IL58.18)**



**Series 61 Combination Desk (IL61.18)**



**Series 90 Tablet Arm Chair (IL90.R.18)**

## Features

Thermoset plastic seat and back	•	•	•	•
Thermoset plastic top	•	•	•	•
19-gauge steel frame				•
16-gauge steel frame	•		•	
16-gauge frame with 11-gauge base		•		
Book basket option	•	•	•	•
High-pressure laminate surface	•	•	•	

### DOUBLE-ENTRY SLED BASE DESK - Series 58

#### Base Frame

Chrome-plated 11-gauge, 1-1/8" o.d. steel tubing.

#### Back Frame

Chrome-plated 16-gauge, 1" o.d. steel tubing.

#### Seat & Back

Contoured 5/8" thick, solid, molded thermoset plastic attached to frame with screws.

#### Top

Solid, molded thermoset plastic with rounded edges with pencil groove or high-density particleboard core covered with .030 high-pressure laminate top and .020 phenolic backing sheet with black bullnose edge. 18" x 24" x 5/8".

#### Glides

Steel or nylon glides available (4 per unit).

### Underseat Book Basket

Chrome plated 7mm dia. solid steel wire attached with four 3/16" high strength steel rivets to underside of chair frame. 11"L x 12"W x 8.5"H.

### TABLET ARM CHAIR - Series 90

#### Frame

Chrome-plated 18-gauge, 1" o.d. steel tubing. Tablet arm support frame is 16-gauge, 1" o.d. steel tubing

#### Seat and Back

Contoured 5/8" thick, solid, molded thermoset plastic attached to frame with screws.

#### Tablet Arm

Contoured 5/8" thick, solid, molded thermoset plastic attached to frame with screws. Left- or right-handed units. 14" x 19" x 26".

#### Glides

Swivel-type steel glides (nylon optional).

### Underseat Book Rack

Chrome plated 9.5mm dia. solid steel wire

with four solid 8mm dia. wire crossbraces. Attached with two 3/16" high strength steel rivets in rear legs. Measures 13" x 16".

## INFORMATION

### Warranty

Refer to KI Terms & Conditions document or visit [ki.com](http://ki.com)

# Ivy League™ Classroom Furniture

General Information



**Series ST Stools (ILST.18)**

## Features

Thermoset plastic seat and back

•

Thermoset plastic top

18-gauge steel frame

•

## SPECIFICATIONS

### STOOL - Series ST

#### Frame

Two chrome-plated 18-gauge, 1" o.d. steel tubing leg sections are crossed and welded to 7-gauge, 5-3/4" square plate. A footrest ring made of 18-gauge, 5/8" o.d. steel tubing is welded to each leg.

#### Seat

Contoured 5/8" thick, solid, molded thermoset plastic attached to frame with screws. 13" diameter.

#### Glides

Swivel-type steel glides. Optional swivel-type nylon glides.



---




## INFORMATION

### Warranty

Refer to KI Terms & Conditions document  
or visit [ki.com](http://ki.com)

# Ivy League™ Classroom Furniture

## Series 10 Posture Chairs

	MODEL	Size	MODEL NUMBER					Approx. Packaged Weight
			Basic Model	Frame Color	Seat & Back Color	Glide Option	Carton Code	
 <p>IL10</p>	<b>Series 10 Chair</b> • Seat and back constructed of thermoset plastic • Frame constructed of 18-gauge steel • Swivel-type steel glides or nylon glides • Available in four seat heights or with adjustable legs (seat height adjusts from 12"-16")	Small	IL10R.12	<input type="checkbox"/>	<input type="checkbox"/>	<input type="checkbox"/>	<input type="checkbox"/>	14.0#
		Medium	IL10R.14	<input type="checkbox"/>	<input type="checkbox"/>	<input type="checkbox"/>	<input type="checkbox"/>	14.0#
		Large	IL10R.16	<input type="checkbox"/>	<input type="checkbox"/>	<input type="checkbox"/>	<input type="checkbox"/>	18.0#
		Extra Large	IL10R.18	<input type="checkbox"/>	<input type="checkbox"/>	<input type="checkbox"/>	<input type="checkbox"/>	18.0#
		Adjustable	IL10R.A	<input type="checkbox"/>	<input type="checkbox"/>	<input type="checkbox"/>	<input type="checkbox"/>	18.0#
 <p>IL10</p>	<b>Series 10 X-Brace Stacking Chair</b> • Seat and back constructed of thermoset plastic • Frame constructed of 18-gauge steel • Swivel-type steel glides or nylon glides • X-brace constructed of 18-gauge steel • Available in four seat heights	Small	IL10X.12	<input type="checkbox"/>	<input type="checkbox"/>	<input type="checkbox"/>	<input type="checkbox"/>	14.0#
		Medium	IL10X.14	<input type="checkbox"/>	<input type="checkbox"/>	<input type="checkbox"/>	<input type="checkbox"/>	14.0#
		Large	IL10X.16	<input type="checkbox"/>	<input type="checkbox"/>	<input type="checkbox"/>	<input type="checkbox"/>	18.0#
		Extra Large	IL10X.18	<input type="checkbox"/>	<input type="checkbox"/>	<input type="checkbox"/>	<input type="checkbox"/>	18.0#
 <p>IL10</p>	<b>Series 10 Chair with Book Rack</b> • Seat and back constructed of thermoset plastic • Frame constructed of 18-gauge steel • Swivel-type steel glides or nylon glides • Chrome plated solid wire rod bookrack	Extra Large	IL10BR.18	<input type="checkbox"/>	<input type="checkbox"/>	<input type="checkbox"/>	<input type="checkbox"/>	18.0#

**A**   **B**   **C**   **D**   **E**

### HOW TO ORDER

Indicate the following information on order form:

- Quantity of each item.
- Model number, including options. See "How To Build a Model Number".
- Any special service required.

Note: • The  indicates that a choice is required.

- The absence of the  indicates that no choice is required.
- Alpha-numeric characters in place of  indicate that no other alternatives are available.

### HOW TO BUILD A MODEL NUMBER

- A** Select basic model.
- B** Select frame color.  
Refer to color addendum at ki.com or KI Fabrics & Finishes binder.
- C** Select seat and back color.  
Refer to color addendum at ki.com or KI Fabrics & Finishes binder.
- D** Select glide option.  

<b>NG</b>	- Nylon glides
<b>SG</b>	- Steel glides (standard)
- E** Select carton code.  

<b>CTN</b>	- Cartoned
<b>NP</b>	- No Packaging

 See list upcharge chart for carton pricing.

### List Upcharge

Model	Upcharge Per Unit	Units /Carton
IL10R.12	\$7	4
IL10R.14	8	3
IL10R.16	11	2
IL10R.18	11	2
IL10R.A	7	4
IL10X.12	8	3
IL10X.14	8	3
IL10X.16	11	2
IL10X.18	11	2
IL10BR.18	11	2

### INFORMATION

#### Cartoning Information

Uncartoned shipments are standard for single order quantities of fifty or more units shipped via KI carrier. Specify NP.

#### Cartoning Available

Specify CTN. Cartoning is required for single orders of less than fifty units or orders sent via air freight or UPS. Dealer requested carriers may also require cartoning.



# Ivy League™ Classroom Furniture

Series 10 Posture Chairs

Freight  
Excluded  
Pricing

\$ 102  
102  
104  
106  
117

\$ 105  
105  
106  
112

\$ 117

**SPECIAL SERVICES**

**Special Carton Marking**

With specially marked information N/C

**Shipping**

Shipped **assembled f.o.b. Tupelo, Mississippi 38804** factory. Freight class #125.

Specifications and prices are subject to change without prior notice.

# Ivy League™ Classroom Furniture

## Series 20 Open-Front Desk



IL20

MODEL	Size	MODEL NUMBER						Approx. Packaged Weight
		Basic Model	Frame Color	Book Box Color	Top Color	Glide Option	Carton Code	
<b>Series 20 Open-Front Desk</b> <ul style="list-style-type: none"> <li>• Desk top constructed of thermoset plastic</li> <li>• Frame constructed of 18-gauge steel</li> <li>• Book box constructed of 20-gauge steel with embossed sides and bottom</li> <li>• Swivel-type steel glides or nylon glides</li> <li>• Desk height adjusts from 24"-30"</li> </ul>	Adjustable	IL20R.A	<input type="checkbox"/> <input type="checkbox"/>	<input type="checkbox"/> <input type="checkbox"/>	<input type="checkbox"/> <input type="checkbox"/> <input type="checkbox"/> <input type="checkbox"/>	<input type="checkbox"/> <input type="checkbox"/>	<input type="checkbox"/> <input type="checkbox"/> <input type="checkbox"/>	30.0#

**A**   **B**   **C**   **D**   **E**   **F**

### HOW TO ORDER

Indicate the following information on order form:

1. Quantity of each item.
2. Model number, including options. See "How To Build a Model Number".
3. Any special service required.

Note: • The  indicates that a choice is required.

- The absence of the  indicates that no choice is required.
- Alpha-numeric characters in place of  indicate that no other alternatives are available.

### HOW TO BUILD A MODEL NUMBER

- A** Select basic model.
- B** Select frame color.  
Refer to color addendum at ki.com or KI Fabrics & Finishes binder.
- C** Select book box color.  
Refer to color addendum at ki.com or KI Fabrics & Finishes binder.
- D** Select desk top color.  
Refer to color addendum at ki.com or KI Fabrics & Finishes binder.
- E** Select glide option.  

<b>NG</b>	- Nylon glides
<b>SG</b>	- Steel glides (standard)
- F** Select carton code.  

<b>CTN</b>	- Cartoned
<b>NP</b>	- No Packaging

See list upcharge chart for carton pricing.

### List Upcharge

Model	Upcharge Per Unit	Units /Carton
IL20R.A	\$10	2

### INFORMATION

#### Cartoning Information

Uncartoned shipments are standard for single order quantities of fifty or more units shipped via KI carrier. Specify NP.

#### Cartoning Available

Specify CTN. Cartoning is required for single orders of less than fifty units or orders sent via air freight or UPS. Dealer requested carriers may also require cartoning.



# Ivy League™ Classroom Furniture

Series 20 Open-Front Desk

Freight  
Excluded  
Pricing

\$ 179

## SPECIAL SERVICES

### Special Carton Marking

With specially marked information N/C


### Shipping

Shipped **assembled f.o.b. freight excluded** Tupelo, Mississippi 38804 factory. Freight class #150.

Specifications and prices are subject to change without prior notice.

# Ivy League™ Classroom Furniture

## Series 30 Lift-Lid Desk

MODEL	Size	MODEL NUMBER						Approx. Packaged Weight
		Basic Model	Frame Color	Book Box Color	Top Color	Glide Option	Carton Code	
 <p>IL30</p> <p><b>Series 30 Lift-Lid Desk</b></p> <ul style="list-style-type: none"> <li>• Desk top constructed of thermoset plastic</li> <li>• Frame constructed of 18-gauge steel</li> <li>• Book box constructed of 20-gauge steel with embossed sides and bottom; full-length hinge</li> <li>• Swivel-type steel glides or nylon glides</li> <li>• Desk height adjusts from 24"-30"</li> </ul>	Adjustable	IL30R.A	<input type="checkbox"/>	<input type="checkbox"/>	<input type="checkbox"/>	<input type="checkbox"/>	<input type="checkbox"/>	33.0#

**A**   **B**   **C**   **D**   **E**   **F**

### HOW TO ORDER

Indicate the following information on order form:

1. Quantity of each item.
2. Model number, including options. See "How To Build a Model Number".
3. Any special service required.

Note: • The  indicates that a choice is required.

- The absence of the  indicates that no choice is required.
- Alpha-numeric characters in place of  indicate that no other alternatives are available.

### HOW TO BUILD A MODEL NUMBER

- A** Select basic model.
- B** Select frame color.  
Refer to color addendum at ki.com or KI Fabrics & Finishes binder.
- C** Select book box color.  
Refer to color addendum at ki.com or KI Fabrics & Finishes binder.
- D** Select desk top color.  
Refer to color addendum at ki.com or KI Fabrics & Finishes binder.
- E** Select glide option.
 

<b>NG</b>	- Nylon glides
<b>SG</b>	- Steel glides (standard)
- F** Select carton code.
 

<b>CTN</b>	- Cartoned
<b>NP</b>	- No Packaging

See list upcharge chart for carton pricing.

### List Upcharge

Model	Upcharge Per Unit	Units /Carton
IL30R.A	\$10	2

### INFORMATION

#### Cartoning Information

Uncartoned shipments are standard for single order quantities of fifty or more units shipped via KI carrier. Specify NP.

#### Cartoning Available

Specify CTN. Cartoning is required for single orders of less than fifty units or orders sent via air freight or UPS. Dealer requested carriers may also require cartoning.



# Ivy League™ Classroom Furniture

Series 30 Lift-Lid Desk

Freight  
Excluded  
Pricing  
\$ 236

**SPECIAL SERVICES**

**Special Carton Marking**

With specially marked information N/C

**Shipping**

Shipped **assembled f.o.b. freight excluded** Tupelo, Mississippi 38804 factory. Freight class #150.

Specifications and prices are subject to change without prior notice.

# Ivy League™ Classroom Furniture

## Series 40 Study Desk



MODEL	Size	MODEL NUMBER				
		Basic Model	Frame Color	Top Color	Glide Option	Carton Code
<b>Series 40 Study Desk</b> • Desk top constructed of thermoset plastic • Frame constructed of 18-gauge steel • Optional book basket constructed of 7mm solid wire rod • Swivel-type steel glides or nylon glides • Available in 30" height or with adjustable legs (desk height adjusts from 24"-30") • Optional translucent book box	Extra Large with Book Basket	IL40R.30.BR	<input type="checkbox"/>	<input type="checkbox"/> <input type="checkbox"/> <input type="checkbox"/> <input type="checkbox"/>	<input type="checkbox"/>	<input type="checkbox"/> <input type="checkbox"/>
	Extra Large	IL40R.30.WO	<input type="checkbox"/>	<input type="checkbox"/> <input type="checkbox"/> <input type="checkbox"/> <input type="checkbox"/>	<input type="checkbox"/>	<input type="checkbox"/> <input type="checkbox"/>
	Adjustable with Book Box	IL40R.A.BOX	<input type="checkbox"/>	<input type="checkbox"/> <input type="checkbox"/> <input type="checkbox"/> <input type="checkbox"/>	<input type="checkbox"/>	<input type="checkbox"/> <input type="checkbox"/>
	Adjustable with Book Basket	IL40R.A.BR	<input type="checkbox"/>	<input type="checkbox"/> <input type="checkbox"/> <input type="checkbox"/> <input type="checkbox"/>	<input type="checkbox"/>	<input type="checkbox"/> <input type="checkbox"/>
	Adjustable	IL40R.A.WO	<input type="checkbox"/>	<input type="checkbox"/> <input type="checkbox"/> <input type="checkbox"/> <input type="checkbox"/>	<input type="checkbox"/>	<input type="checkbox"/> <input type="checkbox"/>
IL40						
<b>Series 40 ADA Desk</b> • Top 20" x 36.5" • Desk height adjustable from 28"-34"	ADA with Book Box	IL40R.ADA.BOX	<input type="checkbox"/>	<input type="checkbox"/> <input type="checkbox"/> <input type="checkbox"/> <input type="checkbox"/>	<input type="checkbox"/>	<input type="checkbox"/> <input type="checkbox"/>
	ADA with Book Basket	IL40R.ADA.BR	<input type="checkbox"/>	<input type="checkbox"/> <input type="checkbox"/> <input type="checkbox"/> <input type="checkbox"/>	<input type="checkbox"/>	<input type="checkbox"/> <input type="checkbox"/>
	Adjustable	IL40R.ADA.WO	<input type="checkbox"/>	<input type="checkbox"/> <input type="checkbox"/> <input type="checkbox"/> <input type="checkbox"/>	<input type="checkbox"/>	<input type="checkbox"/> <input type="checkbox"/>

**A**      **B**      **C**      **D**      **E**

### HOW TO ORDER

Indicate the following information on order form:

- Quantity of each item.
- Model number, including options. See "How To Build a Model Number".
- Any special service required.

Note: • The  indicates that a choice is required.

- The absence of the  indicates that no choice is required.
- Alpha-numeric characters in place of  indicate that no other alternatives are available.

### HOW TO BUILD A MODEL NUMBER

- A** Select basic model.
- B** Select frame color.  
Refer to color addendum at ki.com or KI Fabrics & Finishes binder.
- C** Select top color.  
Refer to color addendum at ki.com or KI Fabrics & Finishes binder.
- D** Select glide option.  

<b>NG</b>	- Nylon glides
<b>SG</b>	- Steel glides (standard)
- E** Select carton code.  

<b>CTN</b>	- Cartoned
<b>NP</b>	- No Packaging

 See list upcharge chart for carton pricing.

### List Upcharge

Model	Upcharge Per Unit	Units /Carton
IL40R.30	\$22	1
IL40R.A	10	2
IL40R.ADA	16	2

### INFORMATION

#### Cartoning Information

Uncartoned shipments are standard for single order quantities of fifty or more units shipped via KI carrier. Specify NP.

#### Cartoning Available

Specify CTN. Cartoning is required for single orders of less than fifty units or orders sent via air freight or UPS. Dealer requested carriers may also require cartoning.



# Ivy League™ Classroom Furniture

Series 40 Study Desk

Approx. Packaged Weight	Freight Excluded Pricing
27.0#	\$ 147
25.0#	120
27.0#	163
27.0#	163
25.0#	140

37.0#	\$ 203
37.0#	203
35.0#	181

## SPECIAL SERVICES

### Special Carton Marking

With specially marked information N/C


### Shipping

Shipped **assembled f.o.b. freight excluded** Tupelo, Mississippi 38804 factory. Freight class #150.

Specifications and prices are subject to change without prior notice.

# Ivy League™ Classroom Furniture

## Series 56 Combination Desk

Size	MODEL NUMBER						Approx. Packaged Weight	
	Basic Model	Frame Color	Seat & Back Color	Top Color	Glide Option	Carton Code		
 <p>IL56 Series 56 Combination Desk</p> <ul style="list-style-type: none"> <li>• Desk top, seat and back constructed of thermoset plastic</li> <li>• Frame constructed of 16-gauge steel</li> <li>• Optional book basket constructed of 7mm solid wire rod</li> <li>• Swivel-type steel glides or nylon glides</li> <li>• Available with angled top or flat top</li> <li>• Belly room is 15"</li> </ul>	Extra Large Angled Top with Book Basket	IL56.18.BR	<input type="checkbox"/>	<input type="checkbox"/>	<input type="checkbox"/>	<input type="checkbox"/>	45.0#	
	Extra Large Angled Top	IL56.18.WO	<input type="checkbox"/>	<input type="checkbox"/>	<input type="checkbox"/>	<input type="checkbox"/>	43.0#	
	Extra Large Flat Top with Book Basket	IL56.18F.BR	<input type="checkbox"/>	<input type="checkbox"/>	<input type="checkbox"/>	<input type="checkbox"/>	45.0#	
	Extra Large Flat Top	IL56.18F.WO	<input type="checkbox"/>	<input type="checkbox"/>	<input type="checkbox"/>	<input type="checkbox"/>	43.0#	
HRDPT Angled Top to Flat Top Retrofit Kit	ILD5661.SKA						12.0#	
HRDPT Flat Top to Angled Top Retrofit Kit	ILD5661.SKF						4.0#	
			<b>A</b>	<b>B</b>	<b>C</b>	<b>D</b>	<b>E</b>	<b>F</b>

### HOW TO ORDER

Indicate the following information on order form:

- Quantity of each item.
- Model number, including options. See "How To Build a Model Number".
- Any special service required.

Note: • The  indicates that a choice is required.

- The absence of the  indicates that no choice is required.
- Alpha-numeric characters in place of  indicate that no other alternatives are available.

### HOW TO BUILD A MODEL NUMBER

- A** Select basic model.
- B** Select frame color.  
Refer to color addendum at ki.com or KI Fabrics & Finishes binder.
- C** Select seat and back color.  
Refer to color addendum at ki.com or KI Fabrics & Finishes binder.
- D** Select top color.  
Refer to color addendum at ki.com or KI Fabrics & Finishes binder.
- E** Select glide option.  

<b>NG</b>	- Nylon glides
<b>SG</b>	- Steel glides (standard)
- F** Select carton code.  

<b>CTN</b>	- Cartoned
<b>NP</b>	- No Packaging

See list upcharge chart for carton pricing.

### List Upcharge

Model	Upcharge Per Unit	Units /Carton
IL56.18.BR	\$14	2
IL56.18F.BR	14	2
IL56.18.WO	14	2
IL56.18F.WO	14	2

### INFORMATION

#### Cartoning Information

Uncartoned shipments are standard for single order quantities of fifty or more units shipped via KI carrier. Specify NP.

#### Cartoning Available

Specify CTN. Cartoning is required for single orders of less than fifty units or orders sent via air freight or UPS. Dealer requested carriers may also require cartoning.



# Ivy League™ Classroom Furniture

Series 56 Combination Desk

Freight  
Excluded  
Pricing

\$ 240  
225  
256  
245

\$ 18

\$ 4

### SPECIAL SERVICES

#### Special Carton Marking

With specially marked information N/C

#### Shipping

Shipped **assembled f.o.b. Tupelo, Mississippi 38804** factory. Freight class #300.

Specifications and prices are subject to change without prior notice.





# Ivy League™ Classroom Furniture

Series 58 Double Entry Desk

Approx. Packaged Weight	Freight Excluded Pricing
59.0#	\$ 297
57.0#	272

**INFORMATION**

**Cartoning Information**

Uncartoned shipments are standard for single order quantities of fifty or more units shipped via KI carrier. Specify NP.

**Cartoning Available**

Specify CTN. Cartoning is required for single orders of less than fifty units or orders sent via air freight or UPS. Dealer requested carriers may also require cartoning.

**SPECIAL SERVICES**

**Special Carton Marking**

With specially marked information N/C

**Shipping**

Shipped assembled f.o.b. Tupelo, Mississippi 38804 factory. Freight class #300.

Specifications and prices are subject to change without prior notice.

# Ivy League™ Classroom Furniture

## Series 60 Trapezoid Desk



IL60

### MODEL

#### Series 60 Trapezoid Desk

- Desk top constructed of thermoset plastic
- Frame constructed of 18-gauge steel
- Optional book basket constructed of 7mm solid wire rod
- Swivel-type steel glides or nylon glides
- Available in 30" height or with adjustable legs (desk height adjusts from 24"-30")
- Optional translucent book box

### Size

- Fixed Height with Book Box
- Fixed Height with Book Basket
- Fixed Height
- Adjustable with Book Box
- Adjustable with Book Basket
- Adjustable

### MODEL NUMBER

Basic Model	Frame Color	Top Color	Glide Option	Carton Code
IL60R.30.BOX	<input type="checkbox"/>	<input type="checkbox"/>	<input type="checkbox"/>	<input type="checkbox"/>
IL60R.30.BR	<input type="checkbox"/>	<input type="checkbox"/>	<input type="checkbox"/>	<input type="checkbox"/>
IL60R.30.WO	<input type="checkbox"/>	<input type="checkbox"/>	<input type="checkbox"/>	<input type="checkbox"/>
IL60R.A.BOX	<input type="checkbox"/>	<input type="checkbox"/>	<input type="checkbox"/>	<input type="checkbox"/>
IL60R.A.BR	<input type="checkbox"/>	<input type="checkbox"/>	<input type="checkbox"/>	<input type="checkbox"/>
IL60R.A.WO	<input type="checkbox"/>	<input type="checkbox"/>	<input type="checkbox"/>	<input type="checkbox"/>

Approx.  
Packaged  
Weight

27.0#  
27.0#  
25.0#  
27.0#  
27.0#  
25.0#

A

B

C

D

E

### HOW TO ORDER

Indicate the following information on order form:

1. Quantity of each item.
2. Model number, including options. See "How To Build a Model Number".
3. Any special service required.

Note: • The  indicates that a choice is required.

- The absence of the  indicates that no choice is required.
- Alpha-numeric characters in place of  indicate that no other alternatives are available.

### HOW TO BUILD A MODEL NUMBER

- A** Select basic model.
- B** Select frame color.  
Refer to color addendum at ki.com or KI Fabrics & Finishes binder.
- C** Select top color.  
Refer to color addendum at ki.com or KI Fabrics & Finishes binder.
- D** Select glide option.  
**NG** - Nylon glides  
**SG** - Steel glides (standard)
- E** Select carton code.  
**CTN** - Cartoned  
**NP** - Standard Packaging  
 See list upcharge chart for carton pricing.

### List Upcharge

Model	Upcharge Per Unit	Units /Carton
IL60R.30	\$22	1
IL60R.A	10	2

### INFORMATION

#### Cartoning Information

Uncartoned shipments are standard for single order quantities of fifty or more units shipped via KI carrier. Specify NP.

#### Cartoning Available

Specify CTN. Cartoning is required for single orders of less than fifty units or orders sent via air freight or UPS. Dealer requested carriers may also require cartoning.



# Ivy League™ Classroom Furniture

Series 60 Trapezoid Desk

Freight  
Excluded  
Pricing

\$	171
	176
	151
	179
	184
	158

## SPECIAL SERVICES

### Special Carton Marking

With specially marked information    N/C


### Shipping

Shipped **assembled f.o.b. freight excluded** Tupelo, Mississippi 38804 factory. Freight class #150.

Specifications and prices are subject to change without prior notice.

# Ivy League™ Classroom Furniture

## Series 61 Combination Desk

Size	MODEL NUMBER						Approx. Packaged Weight	
	Basic Model	Frame Color	Seat & Back Color	Top Color	Glide Option	Carton Code		
 <p>IL61 Series 61 Combination Desk</p> <ul style="list-style-type: none"> <li>• Desk top, seat and back constructed of thermoset plastic</li> <li>• Frame constructed of 16-gauge steel</li> <li>• Optional book basket constructed of 7mm solid wire rod</li> <li>• With steel or nylon glides</li> <li>• Available with flat top or an angled top</li> <li>• Belly room is 14"</li> </ul>	Extra Large Angled Top with Book Basket	IL61.18.BR	<input type="checkbox"/>	<input type="checkbox"/>	<input type="checkbox"/>	<input type="checkbox"/>	45.0#	
	Extra Large Angled Top	IL61.18.WO	<input type="checkbox"/>	<input type="checkbox"/>	<input type="checkbox"/>	<input type="checkbox"/>	43.0#	
	Extra Large Flat Top with Book Basket	IL61.18F.BR	<input type="checkbox"/>	<input type="checkbox"/>	<input type="checkbox"/>	<input type="checkbox"/>	45.0#	
	Extra Large Flat Top	IL61.18F.WO	<input type="checkbox"/>	<input type="checkbox"/>	<input type="checkbox"/>	<input type="checkbox"/>	43.0#	
HRDPT Angled Top to Flat Top Retrofit Kit	ILD5661.SKA						12.0#	
HRDPT Flat Top to Angled Top Retrofit Kit	ILD5661.SKF						4.0#	
			<b>A</b>	<b>B</b>	<b>C</b>	<b>D</b>	<b>E</b>	<b>F</b>

### HOW TO ORDER

Indicate the following information on order form:

1. Quantity of each item.
2. Model number, including options. See "How To Build a Model Number".
3. Any special service required.

Note: • The  indicates that a choice is required.

- The absence of the  indicates that no choice is required.
- Alpha-numeric characters in place of  indicate that no other alternatives are available.

### HOW TO BUILD A MODEL NUMBER

- A** Select basic model.
- B** Select frame color.  
Refer to color addendum at ki.com or KI Fabrics & Finishes binder.
- C** Select seat and back color.  
Refer to color addendum at ki.com or KI Fabrics & Finishes binder.
- D** Select top color.  
Refer to color addendum at ki.com or KI Fabrics & Finishes binder.
- E** Select glide option.  
**NG** - Nylon glides  
**SG** - Steel glides (standard)
- F** Select carton code.  
**CTN** - Cartoned  
**NP** - No Packaging  
 See list upcharge chart for carton pricing.

### List Upcharge

Model	Upcharge Per Unit	Units /Carton
IL61.18.BR	\$14	2
IL61.18F.BR	14	2
IL61.18.WO	14	2
IL61.18F.WO	14	2

### INFORMATION

#### Cartoning Information

Uncartoned shipments are standard for single order quantities of fifty or more units shipped via KI carrier. Specify NP.

#### Cartoning Available

Specify CTN. Cartoning is required for single orders of less than fifty units or orders sent via air freight or UPS. Dealer requested carriers may also require cartoning.



# Ivy League™ Classroom Furniture

Series 61 Combination Desk

Freight  
Excluded  
Pricing

\$ 247  
233  
264  
250

\$ 18

\$ 4

### SPECIAL SERVICES

#### Special Carton Marking

With specially marked information N/C

#### Shipping

Shipped **assembled f.o.b. Tupelo, Mississippi 38804** factory. Freight class #300.

Specifications and prices are subject to change without prior notice.





# Ivy League™ Classroom Furniture

Series 90 Tablet Arm Chair

Freight  
Excluded  
Pricing

\$ 217  
200  
217  
200

**SPECIAL SERVICES**

**Special Carton Marking**

With specially marked information N/C

**Shipping**

Shipped **assembled f.o.b. Tupelo, Mississippi 38804** factory. Freight class #300.

Specifications and prices are subject to change without prior notice.

# Ivy League™ Classroom Furniture

Series ST Stools



ILST

MODEL	Size	MODEL NUMBER					Approx. Packaged Weight
		Basic Model	Frame Color	Seat Color	Glide Option	Carton Code	
<b>Series ST Stool</b> • Seat constructed of thermoset plastic • Frame constructed of 18-gauge steel • Swivel-type steel glides or nylon glides • Available in three seat heights	Small	ILST.18	<input type="checkbox"/> <input type="checkbox"/>	<input type="checkbox"/> <input type="checkbox"/> <input type="checkbox"/>	<input type="checkbox"/> <input type="checkbox"/>	<input type="checkbox"/> <input type="checkbox"/> <input type="checkbox"/>	13.0#
	Medium	ILST.24	<input type="checkbox"/> <input type="checkbox"/>	<input type="checkbox"/> <input type="checkbox"/> <input type="checkbox"/>	<input type="checkbox"/> <input type="checkbox"/>	<input type="checkbox"/> <input type="checkbox"/> <input type="checkbox"/>	14.0#
	Large	ILST.30	<input type="checkbox"/> <input type="checkbox"/>	<input type="checkbox"/> <input type="checkbox"/> <input type="checkbox"/>	<input type="checkbox"/> <input type="checkbox"/>	<input type="checkbox"/> <input type="checkbox"/> <input type="checkbox"/>	15.0#

**A**   **B**   **C**   **D**   **E**

## HOW TO ORDER

Indicate the following information on order form:

- Quantity of each item.
- Model number, including options. See "How To Build a Model Number".
- Any special service required.

Note: • The  indicates that a choice is required.

- The absence of the  indicates that no choice is required.
- Alpha-numeric characters in place of  indicate that no other alternatives are available.

## HOW TO BUILD A MODEL NUMBER

- A** Select basic model.
- B** Select frame color.  
Refer to color addendum at [ki.com](http://ki.com) or KI Fabrics & Finishes binder.
- C** Select color.  
Refer to color addendum at [ki.com](http://ki.com) or KI Fabrics & Finishes binder.
- D** Select glide option.  

<b>NG</b>	- Nylon glides
<b>SG</b>	- Steel glides (standard)
- E** Select carton code.  

<b>CTN</b>	- Cartoned
<b>NP</b>	- Standard Packaging

 See list upcharge chart for carton pricing.

## List Upcharge

Model	Upcharge Per Unit	Units /Carton
ILST.18	\$4	2
ILST.24	4	2
ILST.30	4	2

## INFORMATION

### Cartoning Information

Uncartoned shipments are standard for single order quantities of fifty or more units shipped via KI carrier. Specify NP.

### Cartoning Available

Specify CTN. Cartoning is required for single orders of less than fifty units or orders sent via air freight or UPS. Dealer requested carriers may also require cartoning.



# Ivy League™ Classroom Furniture

Series ST Stools

Freight  
Excluded  
Pricing

\$ 81  
82  
83

**SPECIAL SERVICES**

**Special Carton Marking**

With specially marked information N/C

**Shipping**

Shipped **assembled f.o.b. Tupelo, Mississippi 38804** factory. Freight class #125.

Specifications and prices are subject to change without prior notice.

# Instruct® Classroom Furniture

## Specifications

### All Terrain® Instructor's Desk

Unit is based on a 22" deep x 22" wide and 35-1/2" high storage tower. The tower has three adjustable metal shelves and one laminate rollout shelf at the bottom of the storage unit. At the top of the storage tower is a landing pad that is made of 3/4" laminate with 74P edge, this surface is raised 3-3/4" above the top of the storage tower with aluminum extrusions.

A 1-1/4" thick laminate covered surface with a 74P edge is attached to the side of the storage tower on one end and supported by a 3" diameter support leg on the other end of the unit. There is a perforated partial modesty panel that is suspended from the underside of the surface. This modesty panel covers the area from the storage unit to the support leg.

There are three open grommets and one covered grommet for wire management on the storage tower. One grommet is on the top of the storage unit directly below the one covered grommet on the landing pad. The other two grommets are above and below the worksurface on the inside of the desk unit.

### All Terrain® Mobile Instructor's Desk

This unit has an All Terrain® Binder Tower with the lectern option. Also there are four open grommets at the top and bottom of each of the binder's sides. There is a surface that is attached to the side of the Binder Tower and supported on the other end by an All Terrain® Table leg with casters. There is a perforated partial modesty panel that attaches to the leg and the binder tower.

Locks are standard on the Mobile Instructors' Desk with steel doors. Locks are not available on doors with acrylic doors. Locks are a high-security double-bit design. One KI break-away key and one standard key are included with each lock.

### 700 Series Instructor's Desk

This unit is identical to the standard 700 Series Desk with the following changes. The desk has a peninsula shaped top that overhangs the desks frame to allow for collaboration with students. The frame of the desk has a 12" deep bookcase that is the end panel opposite the peninsula overhang. The bookcase is 30" or 36" wide, which is the depth of the desktop. This unit is non-handed, there is no left or right, the side with the bookcase can be reconfigured after install should the need arise.

### WorkZone Instructor's Desk

The WorkZone Instructors' desk is based on a standard WorkZone square shoe unit that has a worksurface supporting pedestal (BBF configuration) to support the extended side of the square shoe and a cantilevered frame on the other end. The surface is 1-1/4" thick with a high-pressure laminate.

### All Terrain® Binder Tower (Lectern option)

The lectern option can be added to any All Terrain® Binder Tower that has both a land-

ing pad and outriggers. The podium option is an angled landing pad to allow better viewing for the instructor.

All Terrain® binder towers are available in heights and drawer combinations to suit personal or shared storage requirements. Binder towers specified without drawers are optimized for book, binder or bin storage. These units include two adjustable shelves. Units may be specified with a single file drawer that can be used for letter files, legal files or bins, or for A4 files. Units with a file drawer include one fixed and one adjustable shelf and may also be specified with pullout pencil drawer.

All Terrain® binder towers may be specified with or without a door, on casters or glides with outriggers. The binder tower always includes a laminate either directly attached or as a raised landing pad. These tops can be specified as bowed front rectangular or as shaped.







# Instruct® Classroom Furniture

All Terrain® Instructor's Desk

Delivered  
Pricing

\$ 2033  
2108  
2227

### SPECIAL SERVICES

#### Special Carton Marking

With specially marked information    N/C

#### Shipping

Shipped **k.d. freight prepaid f.o.b. Pembroke, Ontario K8A 0E1** factory.  
Freight class #100.

Specifications and prices are subject to change without prior notice.





# Instruct® Classroom Furniture

All Terrain® Mobile Instructor's Desk

S1 Steel Front Plastic Pull	S2, S3 & S4 Steel Front Bow Tie or Metric Pull	PR & PL Acrylic Door	NR & NL No Door
\$ 2086	\$ 2119	\$ 2504	\$ 1821
2146	2181	2577	1873
2206	2241	2648	1926

## SPECIAL SERVICES

### Special Carton Marking

With specially marked information N/C

### Shipping

Shipped **k.d. freight prepaid f.o.b. Pembroke, Ontario K8A 0E1** factory.  
Freight class #100.

Specifications and prices are subject to change without prior notice.





# Instruct® Classroom Furniture

700 Series® Instructor's Desk

Delivered  
Pricing

\$ 1331  
1417  
1476  
1545

## SPECIAL SERVICES

### Special Carton Marking

With specially marked information    N/C

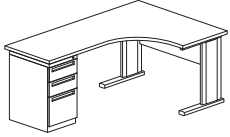
### Shipping

Delivered. Shipped **k.d. freight prepaid**  
**f.o.b. Pembroke, Ontario K8A 0E1** factory.  
Freight class #70.

Specifications and prices are subject to  
change without prior notice.

# Instruct® Classroom Furniture

WorkZone® Instructor's Desk



KIWZ

**MODEL**

**WorkZone® Instructor's Desk**

- Square shoe w/integrated pedestal BBF which support long surface
- Partial or full modesty on 48" side
- Available 29" high only
- Adjustable glides
- Pedestal color matches units frame color
- Streamlined leg only
- Left pictured

MODEL	MODEL NUMBER								Approx. Packaged Weight
	Basic Model/Edge Style	Dir.	Frame Style	Surface Finish	Edge Color	Unit Color	Lock Option	Insert Color	
	WZTD244866-74P	<input type="checkbox"/>	<input type="checkbox"/>	<input type="checkbox"/>	<input type="checkbox"/>	<input type="checkbox"/>	<input type="checkbox"/>	<input type="checkbox"/>	219.0#
	WZTD244872-74P	<input type="checkbox"/>	<input type="checkbox"/>	<input type="checkbox"/>	<input type="checkbox"/>	<input type="checkbox"/>	<input type="checkbox"/>	<input type="checkbox"/>	225.0#
	WZTD304866-74P	<input type="checkbox"/>	<input type="checkbox"/>	<input type="checkbox"/>	<input type="checkbox"/>	<input type="checkbox"/>	<input type="checkbox"/>	<input type="checkbox"/>	237.0#
	WZTD304872-74P	<input type="checkbox"/>	<input type="checkbox"/>	<input type="checkbox"/>	<input type="checkbox"/>	<input type="checkbox"/>	<input type="checkbox"/>	<input type="checkbox"/>	243.0#

**A B C D E F G H**

**HOW TO ORDER**

Indicate the following information on order form:

1. Quantity of each item.
2. Model number, including options. See "How To Build a Model Number".
3. Any special service required.

Note:

- The  indicates that a choice is required.
- The absence of the  indicates that no choice is required.
- Alpha-numeric characters in place of  indicate that no other alternatives are available.

**HOW TO BUILD A MODEL NUMBER**

**A** Select basic model/edge style.  
**74P** - 74P edge

**B** Select direction.  
**L** - Left hand  
**R** - Right hand

**C** Select frame style.  
**WF** - With full modesty panel; add \$145  
**WM** - With modesty panel

**D** Select surface finish.  
 Refer to color addendum at ki.com or KI Fabrics & Finishes binder.  
 Surface finish offerings are based on edge style selections.

**E** Select edge color.  
 Refer to color addendum at ki.com or KI Fabrics & Finishes binder.  
 Edge color offerings are based on edge style selections.

**F** Select unit color.  
 Refer to color addendum at ki.com or KI Fabrics & Finishes binder.

**G** Select lock option.  
**KS** - Key standard  
**NLC** - No lock core  
**KA** - Key alike

**H** Select insert color.  
 Refer to color addendum at ki.com or KI Fabrics & Finishes binder.



# Instruct® Classroom Furniture

WorkZone® Instructor's Desk

Delivered  
Pricing

\$ 1451  
1475  
1581  
1602

## SPECIAL SERVICES

### Special Carton Marking

With specially marked information N/C

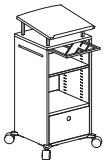
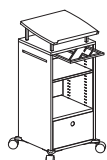
### Shipping

Shipped **k.d. freight prepaid f.o.b. Manitowoc, Wisconsin 54220** factory. Freight class #70.

Specifications and prices are subject to change without prior notice.

# All Terrain® Binder Towers

Pencil/Shelf/File with Outriggers (Delivered Pricing)

W x D x H	MODEL NUMBER									
	Basic Model/ Edge Style	Front Pull Style	Base	Unit Color	Surface Finish	Edge Color	Front Surface Finish	Lectern Option	Lock Option	
 <p>21-1/8 x 19-13/16 x 39-3/4"</p> <p>21-1/8 x 19-13/16 x 44-11/32"</p>	ATBT39PFRLC-74P	<input type="checkbox"/> <input type="checkbox"/>	<input type="checkbox"/> <input type="checkbox"/>	<input type="checkbox"/>	<input type="checkbox"/> <input type="checkbox"/>	<input type="checkbox"/> <input type="checkbox"/>	<input type="checkbox"/> <input type="checkbox"/>	<input type="checkbox"/>	<input type="checkbox"/> <input type="checkbox"/>	
	ATBT44PFRLC-74P	<input type="checkbox"/> <input type="checkbox"/>	<input type="checkbox"/> <input type="checkbox"/>	<input type="checkbox"/>	<input type="checkbox"/> <input type="checkbox"/>	<input type="checkbox"/> <input type="checkbox"/>	<input type="checkbox"/> <input type="checkbox"/>	<input type="checkbox"/>	<input type="checkbox"/> <input type="checkbox"/>	
 <p>22 x 19-5/8 x 39-3/4"</p> <p>22 x 19-5/8 x 44-11/32"</p>	ATBT39PFRLS-74P	<input type="checkbox"/> <input type="checkbox"/>	<input type="checkbox"/> <input type="checkbox"/>	<input type="checkbox"/>	<input type="checkbox"/> <input type="checkbox"/>	<input type="checkbox"/> <input type="checkbox"/>	<input type="checkbox"/> <input type="checkbox"/>	<input type="checkbox"/>	<input type="checkbox"/> <input type="checkbox"/>	
	ATBT44PFRLS-74P	<input type="checkbox"/> <input type="checkbox"/>	<input type="checkbox"/> <input type="checkbox"/>	<input type="checkbox"/>	<input type="checkbox"/> <input type="checkbox"/>	<input type="checkbox"/> <input type="checkbox"/>	<input type="checkbox"/> <input type="checkbox"/>	<input type="checkbox"/>	<input type="checkbox"/> <input type="checkbox"/>	

ATBT  
**Mobile Lectern - Bowed Front**

- Outrigger casters or glides
- 3/4" landing pad, bowed front creates space of 3-7/8"
- Two accessory slots
- 12" file drawer, legal front-to-back
- Pencil drawer under top of cabinet
- One fixed and one adjustable shelf
- 44" unit provides two rows and 39" unit provides one row of 16-3/8 lineal inches for book, binder or bin storage
- Lectern option pictured

ATBT  
**Mobile Lectern - Shaped**

- Outrigger casters or glides
- 3/4" landing pad, shaped top creates space of 3-7/8"
- Two accessory slots
- 12" file drawer, legal front-to-back
- Pencil drawer under top of cabinet
- One fixed and one adjustable shelf
- 44" unit provides two rows and 39" unit provides one row of 16-3/8 lineal inches for book, binder or bin storage
- Lectern option pictured

**A B C D E F G H I**

## HOW TO ORDER

Indicate the following information on order form:

1. Quantity of each item.
2. Model number, including options. See "How To Build a Model Number".
3. Any special service required.

Note:

- The  indicates that a choice is required.
- The absence of the  indicates that no choice is required.
- Alpha-numeric characters in place of  indicate that no other alternatives are available.

## HOW TO BUILD A MODEL NUMBER

- A** Select basic model/edge style.  
**74P** - 74P edge, laminate surface
- B** Select door front/pull style (hand).  
**N** - None  
**S1L** - Steel/inset plastic pull (hinge left)  
**S1R** - Steel/inset plastic pull (hinge right)  
**S2L** - Steel/aluminum metric (hinge left)  
**S2R** - Steel/aluminum metric (hinge right)  
**S3L** - Steel/aluminum bow tie (hinge left)  
**S3R** - Steel/aluminum bow tie (hinge right)  
**S4L** - Steel/nickel bow tie (hinge left)  
**S4R** - Steel/nickel bow tie (hinge right)  
**PL** - Frosted acrylic (hinge left)  
**PR** - Frosted acrylic (hinge right)

- L2L** - Laminate/aluminum metric (hinge left)
- L2R** - Laminate/aluminum metric (hinge right)
- L3L** - Laminate/aluminum bow tie (hinge left)
- L3R** - Laminate/aluminum bow tie (hinge right)
- L4L** - Laminate/nickel bow tie (hinge left)
- L4R** - Laminate/nickel bow tie (hinge right)
- C** Select base style.  
**4CW** - 4 bl/wh casters (2 locking)  
**4GB** - 4 bl/wh glides  
**4MW** - 2 casters bl/wh, 2 glides bl/wh
- D** Select unit color.  
Refer to color addendum at ki.com or KI Fabrics & Finishes binder.
- E** Select surface finish.  
Refer to color addendum at ki.com or KI

- Fabrics & Finishes binder. Surface finish offerings are based on edge style selections.
- F** Select edge color.  
Refer to color addendum at ki.com or KI Fabrics & Finishes binder. Edge color offerings are based on edge style selections.
- G** Select front surface finish.  
Refer to color addendum at ki.com or KI Fabrics & Finishes binder.
- H** Select lectern option.  
Select to have the landing pad angled for better viewing of presentation material.  
**NL** - No lectern  
**LO** - Lectern; add \$27
- I** Select lock option.  
**KA** - Key alike  
**KS** - Key standard  
**NLC** - No lock core



# All Terrain® Binder Towers

Pencil/Shelf/File with Outriggers (Delivered Pricing)

Approx. Packaged Weight	"N" No Door	S1 Steel Front Plastic Pull	S2, S3 & S4 Steel Front Bow Tie or Metric Pull	PR & PL Acrylic Door	L2, L3 & L4 Laminate Front Bow Tie or Metric Pull
115.0#	\$ 1180	\$ 1330	\$ 1348	\$ 1564	\$ 1564
120.0#	1199	1347	1367	1612	1624
118.0#	\$ 1201	\$ 1347	\$ 1364	\$ 1582	\$ 1582
123.0#	1211	1364	1382	1627	1639

**SPECIAL SERVICES**

**Special Carton Marking**

With specially marked information N/C

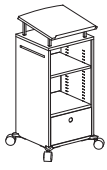
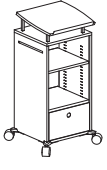
**Shipping**

Shipped **assembled freight prepaid f.o.b. Pembroke, Ontario K8A 0E1** factory. Freight class #100.

Specifications and prices are subject to change without prior notice.

# All Terrain® Binder Towers

Shelf/File with Outriggers (Delivered Pricing)

W x D x H	MODEL NUMBER										
	Basic Model/ Edge Style	Front Pull Style	Base	Unit Color	Surface Finish	Edge Color	Front Surface Finish	Lectern Option	Lock Option		
 ATBT <b>Mobile Lectern - Bow Front</b> <ul style="list-style-type: none"> <li>• Outrigger casters or glides</li> <li>• 3/4" landing pad, bowed front creates space of 3-7/8"</li> <li>• Two accessory slots</li> <li>• 12" file drawer, legal front-to-back</li> <li>• One fixed and one adjustable shelf</li> <li>• 44" unit provides two rows and 39" unit provides one row of 16-3/8 lineal inches for book, binder or bin storage</li> <li>• Lectern option pictured</li> </ul>	21-1/8 x 19-13/16 x 39-3/4"	ATBT39FRLC-74P	<input type="checkbox"/> <input type="checkbox"/> <input type="checkbox"/>	<input type="checkbox"/> <input type="checkbox"/> <input type="checkbox"/>	<input type="checkbox"/> <input type="checkbox"/>	<input type="checkbox"/> <input type="checkbox"/> <input type="checkbox"/>	<input type="checkbox"/> <input type="checkbox"/> <input type="checkbox"/>	<input type="checkbox"/> <input type="checkbox"/>	<input type="checkbox"/> <input type="checkbox"/> <input type="checkbox"/>		
	21-1/8 x 19-13/16 x 44-11/32"	ATBT44FRLC-74P	<input type="checkbox"/> <input type="checkbox"/> <input type="checkbox"/>	<input type="checkbox"/> <input type="checkbox"/> <input type="checkbox"/>	<input type="checkbox"/> <input type="checkbox"/>	<input type="checkbox"/> <input type="checkbox"/> <input type="checkbox"/>	<input type="checkbox"/> <input type="checkbox"/> <input type="checkbox"/>	<input type="checkbox"/> <input type="checkbox"/>	<input type="checkbox"/> <input type="checkbox"/> <input type="checkbox"/>		
 ATBT <b>Mobile Lectern - Shaped</b> <ul style="list-style-type: none"> <li>• Outrigger casters or glides</li> <li>• 3/4" landing pad, shaped top creates space of 3-7/8"</li> <li>• Two accessory slots</li> <li>• 12" file drawer, legal front-to-back</li> <li>• One fixed and one adjustable shelf</li> <li>• 44" unit provides two rows and 39" unit provides one row of 16-3/8 lineal inches for book, binder or bin storage</li> <li>• Lectern option pictured</li> </ul>	22 x 19-5/8 x 39-3/4"	ATBT39FRLS-74P	<input type="checkbox"/> <input type="checkbox"/> <input type="checkbox"/>	<input type="checkbox"/> <input type="checkbox"/> <input type="checkbox"/>	<input type="checkbox"/> <input type="checkbox"/>	<input type="checkbox"/> <input type="checkbox"/> <input type="checkbox"/>	<input type="checkbox"/> <input type="checkbox"/> <input type="checkbox"/>	<input type="checkbox"/> <input type="checkbox"/>	<input type="checkbox"/> <input type="checkbox"/> <input type="checkbox"/>		
	22 x 19-5/8 x 44-11/32"	ATBT44FRLS-74P	<input type="checkbox"/> <input type="checkbox"/> <input type="checkbox"/>	<input type="checkbox"/> <input type="checkbox"/> <input type="checkbox"/>	<input type="checkbox"/> <input type="checkbox"/>	<input type="checkbox"/> <input type="checkbox"/> <input type="checkbox"/>	<input type="checkbox"/> <input type="checkbox"/> <input type="checkbox"/>	<input type="checkbox"/> <input type="checkbox"/>	<input type="checkbox"/> <input type="checkbox"/> <input type="checkbox"/>		
			<b>A</b>	<b>B</b>	<b>C</b>	<b>D</b>	<b>E</b>	<b>F</b>	<b>G</b>	<b>H</b>	<b>I</b>

## HOW TO ORDER

Indicate the following information on order form:

- Quantity of each item.
- Model number, including options. See "How To Build a Model Number".
- Any special service required.

Note: • The  indicates that a choice is required.  
 • The absence of the  indicates that no choice is required.  
 • Alpha-numeric characters in place of  indicate that no other alternatives are available.

## HOW TO BUILD A MODEL NUMBER

- A** Select basic model/edge style.  
**74P** - 74P edge, laminate surface
- B** Select door front/pull style (hand).  
**N** - None  
**S1L** - Steel/inset plastic pull (hinge left)  
**S1R** - Steel/inset plastic pull (hinge right)  
**S2L** - Steel/aluminum metric (hinge left)  
**S2R** - Steel/aluminum metric (hinge right)  
**S3L** - Steel/aluminum bow tie (hinge left)  
**S3R** - Steel/aluminum bow tie (hinge right)  
**S4L** - Steel/nickel bow tie (hinge left)  
**S4R** - Steel/nickel bow tie (hinge right)  
**PL** - Frosted acrylic (hinge left)  
**PR** - Frosted acrylic (hinge right)

- L2L** - Laminate/aluminum metric (hinge left)  
**L2R** - Laminate/aluminum metric (hinge right)  
**L3L** - Laminate/aluminum bow tie (hinge left)  
**L3R** - Laminate/aluminum bow tie (hinge right)  
**L4L** - Laminate/nickel bow tie (hinge left)  
**L4R** - Laminate/nickel bow tie (hinge right)
- C** Select base style.  
**4CW** - 4 bl/wh casters (2 locking)  
**4GB** - 4 bl/wh glides  
**4MW** - 2 casters bl/wh, 2 glides bl/wh

- D** Select unit color.  
 Refer to color addendum at ki.com or KI Fabrics & Finishes binder.

- E** Select surface finish.  
 Refer to color addendum at ki.com or KI

Fabrics & Finishes binder. Surface finish offerings are based on edge style selections.

- F** Select edge color.  
 Refer to color addendum at ki.com or KI Fabrics & Finishes binder. Edge color offerings are based on edge style selections.

- G** Select front surface finish.  
 Refer to color addendum at ki.com or KI Fabrics & Finishes binder.

- H** Select lectern option.  
 Select to have the landing pad angled for better viewing of presentation material.

- NL** - No lectern
- LO** - Lectern; add \$27

- I** Select lock option.  
**KA** - Key alike  
**KS** - Key standard  
**NLC** - No lock core



# All Terrain® Binder Towers

Shelf/File with Outriggers (Delivered Pricing)

Approx. Packaged Weight	"N" No Door	S1 Steel Front Plastic Pull	S2, S3 & S4 Steel Front Bow Tie or Metric Pull	PR & PL Acrylic Door	L2, L3 & L4 Laminate Front Bow Tie or Metric Pull
114.0#	\$ 1104	\$ 1254	\$ 1271	\$ 1488	\$ 1488
114.0#	1119	1270	1288	1535	1547
117.0#	\$ 1121	\$ 1287	\$ 1287	\$ 1501	\$ 1503
122.0#	1134	1270	1305	1550	1564

**SPECIAL SERVICES**

**Special Carton Marking**

With specially marked information N/C

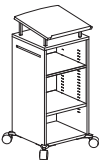
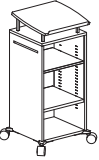
**Shipping**

Shipped **assembled freight prepaid f.o.b. Pembroke, Ontario K8A 0E1** factory. Freight class #100.

Specifications and prices are subject to change without prior notice.

# All Terrain® Binder Towers

Shelf/Shelf with Outriggers (Delivered Pricing)

	W x D x H	MODEL NUMBER								
		Basic Model/ Edge Style	Front Pull Style	Base	Unit Color	Surface Finish	Edge Color	Front Surface Finish	Lectern Option	Lock Option
	21-1/8 x 19-13/16 x 39-3/4"	ATBT39RLC-74P	<input type="checkbox"/> <input type="checkbox"/> <input type="checkbox"/>	<input type="checkbox"/> <input type="checkbox"/> <input type="checkbox"/>	<input type="checkbox"/>	<input type="checkbox"/> <input type="checkbox"/> <input type="checkbox"/>	<input type="checkbox"/> <input type="checkbox"/> <input type="checkbox"/>	<input type="checkbox"/> <input type="checkbox"/> <input type="checkbox"/>	<input type="checkbox"/> <input type="checkbox"/>	<input type="checkbox"/> <input type="checkbox"/> <input type="checkbox"/>
	21-1/8 x 19-13/16 x 44-11/32"	ATBT44RLC-74P	<input type="checkbox"/> <input type="checkbox"/> <input type="checkbox"/>	<input type="checkbox"/> <input type="checkbox"/> <input type="checkbox"/>	<input type="checkbox"/>	<input type="checkbox"/> <input type="checkbox"/> <input type="checkbox"/>	<input type="checkbox"/> <input type="checkbox"/> <input type="checkbox"/>	<input type="checkbox"/> <input type="checkbox"/> <input type="checkbox"/>	<input type="checkbox"/> <input type="checkbox"/>	<input type="checkbox"/> <input type="checkbox"/> <input type="checkbox"/>
	22 x 19-5/8 x 39-3/4"	ATBT39RLS-74P	<input type="checkbox"/> <input type="checkbox"/> <input type="checkbox"/>	<input type="checkbox"/> <input type="checkbox"/> <input type="checkbox"/>	<input type="checkbox"/>	<input type="checkbox"/> <input type="checkbox"/> <input type="checkbox"/>	<input type="checkbox"/> <input type="checkbox"/> <input type="checkbox"/>	<input type="checkbox"/> <input type="checkbox"/> <input type="checkbox"/>	<input type="checkbox"/> <input type="checkbox"/>	<input type="checkbox"/> <input type="checkbox"/> <input type="checkbox"/>
	22 x 19-5/8 x 44-11/32"	ATBT44RLS-74P	<input type="checkbox"/> <input type="checkbox"/> <input type="checkbox"/>	<input type="checkbox"/> <input type="checkbox"/> <input type="checkbox"/>	<input type="checkbox"/>	<input type="checkbox"/> <input type="checkbox"/> <input type="checkbox"/>	<input type="checkbox"/> <input type="checkbox"/> <input type="checkbox"/>	<input type="checkbox"/> <input type="checkbox"/> <input type="checkbox"/>	<input type="checkbox"/> <input type="checkbox"/>	<input type="checkbox"/> <input type="checkbox"/> <input type="checkbox"/>

**ATBT**  
**Mobile Lectern - Bow Front**

- Outrigger casters or glides
- 3/4" landing pad, bowed front creates space of 3-7/8"
- Two accessory slots
- Two adjustable shelves
- 44" unit provides two rows and 39" unit provides one row of 16-3/8" lineal inches for book, binder or bin storage
- Lectern option pictured

**ATBT**  
**Mobile Lectern - Shaped**

- Outrigger casters or glides
- 3/4" landing pad, shaped top creates space of 3-7/8"
- Two accessory slots
- Two adjustable shelves
- 44" unit provides two rows and 39" unit provides one row of 16-3/8" lineal inches for book, binder or bin storage
- Lectern option pictured

**A B C D E F G H I**

## HOW TO ORDER

Indicate the following information on order form:

1. Quantity of each item.
2. Model number, including options. See "How To Build a Model Number".
3. Any special service required.

Note: • The  indicates that a choice is required.  
 • The absence of the  indicates that no choice is required.  
 • Alpha-numeric characters in place of  indicate that no other alternatives are available.

## HOW TO BUILD A MODEL NUMBER

- A** Select basic model/edge style.  
**74P** - 74P edge, laminate surface
- B** Select door front/pull style (hand).  
**N** - None  
**S1L** - Steel/inset plastic pull (hinge left)  
**S1R** - Steel/inset plastic pull (hinge right)  
**S2L** - Steel/aluminum metric (hinge left)  
**S2R** - Steel/aluminum metric (hinge right)  
**S3L** - Steel/aluminum bow tie (hinge left)  
**S3R** - Steel/aluminum bow tie (hinge right)  
**S4L** - Steel/nickel bow tie (hinge left)  
**S4R** - Steel/nickel bow tie (hinge right)  
**PL** - Frosted acrylic (hinge left)  
**PR** - Frosted acrylic (hinge right)

- L2L** - Laminate/aluminum metric (hinge left)  
**L2R** - Laminate/aluminum metric (hinge right)  
**L3L** - Laminate/aluminum bow tie (hinge left)  
**L3R** - Laminate/aluminum bow tie (hinge right)  
**L4L** - Laminate/nickel bow tie (hinge left)  
**L4R** - Laminate/nickel bow tie (hinge right)
- C** Select base style.  
**4CW** - 4 bl/wh casters (2 locking)  
**4GB** - 4 bl/wh glides  
**4MW** - 2 casters bl/wh, 2 glides bl/wh

**D** Select unit color.  
 Refer to color addendum at ki.com or KI Fabrics & Finishes binder.

**E** Select surface finish.  
 Refer to color addendum at ki.com or KI

Fabrics & Finishes binder.  
 Surface finish offerings are based on edge style selections.

**F** Select edge color.  
 Refer to color addendum at ki.com or KI Fabrics & Finishes binder.  
 Edge color offerings are based on edge style selections.

**G** Select front surface finish.  
 Refer to color addendum at ki.com or KI Fabrics & Finishes binder.

**H** Select lectern option.  
 Select to have the landing pad angled for better viewing of presentation material.

- NL** - No lectern
- LO** - Lectern; add \$27

**I** Select lock option.  
**KA** - Key alike  
**KS** - Key standard  
**NLC** - No lock core



# All Terrain® Binder Towers

Shelf/Shelf with Outriggers (Delivered Pricing)

Approx. Packaged Weight	"N" No Door	S1 Steel Front Plastic Pull	S2, S3 & S4 Steel Front Bow Tie or Metric Pull	PR & PL Acrylic Door	L2, L3 & L4 Laminated Front Bow Tie or Metric Pull
79.0#	\$ 1017	\$ 1167	\$ 1185	\$ 1403	\$ 1403
84.0#	1034	1184	1204	1449	1463
82.0#	\$ 1037	\$ 1184	\$ 1204	\$ 1419	\$ 1420
87.0#	1048	1204	1219	1466	1478

## SPECIAL SERVICES

### Special Carton Marking

With specially marked information N/C

### Shipping

Shipped **assembled freight prepaid f.o.b. Pembroke, Ontario K8A 0E1** factory. Freight class #100.

Specifications and prices are subject to change without prior notice.

## Index

Model No.	Description	Page	Model No.	Description	Page
1090/NA	Unupholstered - Armless and Tablet Arm: Dorsal® 1090 Unupholstered Chairs	34	IW418CU/S	with Casters	72
1090/OLFX	Unupholstered - Oversized and Laptop Tablet Arm: Dorsal® 1090 Unupholstered Chairs	36	IW418U/B	4-Leg Chair with Casters: Upholstered Seat 4-Leg Chair with Casters	72
1090U/NA/SO	Upholstered - Armless and Tablet Arm: Dorsal® 1090 Upholstered Chairs	38	IW418U/S	4-Leg Chair: Upholstered Seat/Back 4-Leg Chair	66
1090U/OLFX/SO	Upholstered - Oversized and Laptop Tablet Arm: Dorsal® 1090 Upholstered Chairs	40	IWC13	4-Leg Chair: Upholstered Seat 4-Leg Chair	66
360IWP/AR	Intellect Wave® (Delivered Pricing): 360° Intellect Wave® Auto Height, Auto Return Seat	12	IWC18BR	Cantilever Chair: Cantilever Chair	62
360IWP/SS	Intellect Wave® (Delivered Pricing): 360° Intellect Wave® Standard Swivel Seat	16	IWC18U/B	Cantilever Chair: Cantilever Chair with Book Rack	62
360PBR	Accessories (Delivered Pricing): Plastic Book Box	28	IWC18U/S	Cantilever Chair: Upholstered Seat/Back Cantilever Chair	62
360STP/AR	Strive® (Delivered Pricing): 360° Strive® Auto Height, Auto Return Seat	20	IWC18U/S	Cantilever Chair: Upholstered Seat Cantilever Chair	62
360STP/SS	Strive® (Delivered Pricing): 360° Strive® Standard Swivel Seat	24	IWC18U/S	Combination Desk: Hard Plastic Top Combination Desk	98
360TP/AR	Torsion® Seat (Delivered Pricing): 360° Torsion® Auto Height, Auto Return Seat	8	IWC18U/S	Combination Desk: Laminate Top Combination Desk	98
360TP/SS	Torsion® Seat (Delivered Pricing): 360° Torsion® Standard Swivel Seat	8	IWC18U/S	Cafe Stool: Cafe Stool	78
360WBR	Accessories (Delivered Pricing): Wire Book Rack	28	IWC18U/S	Dolly: Dolly	80
45.0037	Unupholstered - Armless and Tablet Arm: Book Rack	34	IWD3HL/A	Tripod Desk: Hard Plastic Adjust. Height Tripod Desk	94
700TD3066-74P	700 Series® Instructor's Desk : 700 Series® Instructor's Desk	138	IWD3LC/A	Tripod Desk: Laminate Adjust. Height Tripod Desk	94
ATBT39FRLC-74P	Shelf/File with Outriggers (Delivered Pricing): Mobile Lectern - Bowed Front	144	IWD3LL/A	Tripod Desk: Laminate Adjust. Height Tripod Desk	94
ATBT39FRLS-74P	Shelf/File with Outriggers (Delivered Pricing): Mobile Lectern - Shaped	144	IWD4FH/25	4-Leg Desk: 25" Height Hard Plastic Top 4-Leg Desk	86
ATBT39PFRLC-74P	Pencil/Shelf/File with Outriggers (Delivered Pricing): Mobile Lectern - Bowed Front	142	IWD4FH/27	4-Leg Desk: 27" Height Hard Plastic Top 4-Leg Desk	86
ATBT39PFRLS-74P	Pencil/Shelf/File with Outriggers (Delivered Pricing): Mobile Lectern - Shaped	142	IWD4FH/29	4-Leg Desk: 29" Height Hard Plastic Top 4-Leg Desk	86
ATBT39RLC-74P	Shelf/Shelf with Outriggers (Delivered Pricing): Mobile Lectern - Bowed Front	146	IWD4FH/A	4-Leg Desk: Adjust. Height Hard Plastic Top 4-Leg Desk	88
ATBT39RLS-74P	Shelf/Shelf with Outriggers (Delivered Pricing): Mobile Lectern - Shaped	146	IWD4FH/ADA	4-Leg Desk: ADA Height Hard Plastic Top 4-Leg Desk	88
ATMTD2454-74P	All Terrain® Mobile Instructor's Desk : All Terrain® Mobile Instructor's Desk	136	IWD4FL/25	4-Leg Desk: 25" Height Laminate Top 4-Leg Desk	86
ATTD3060-74P	All Terrain® Instructor's Desk : All Terrain® Instructor's Desk	134	IWD4FL/27	4-Leg Desk: 27" Height Laminate Top 4-Leg Desk	86
EBB	Accessories: Book Box	54	IWD4FL/29	4-Leg Desk: 29" Height Laminate Top 4-Leg Desk	86
EC12	Chairs: Chair	44	IWD4FL/A	4-Leg Desk: Adjust. Height Laminate Top 4-Leg Desk	88
EDADA	ADA Desks: Laminate Top ADA Desk	52	IWD4FL/ADA	4-Leg Desk: ADA Height Laminate Top 4-Leg Desk	88
ELD22	Desks: High Pressure Laminate Top Desk	48	IWDCH/25	Cantilever Desk: 25" Height Hard Plastic Top Cantilever Desk	82
ELDA	Desks: High Pressure Laminate Top Desk	50	IWDCH/27	Cantilever Desk: 27" Height Hard Plastic Top Cantilever Desk	82
ELDE	Double-Entry Desks: High Pressure Laminate Top Double-Entry Desk	46	IWDCH/29	Cantilever Desk: 29" Height Hard Plastic Top Cantilever Desk	82
ELDEBR	Double-Entry Desks: High Pressure Laminate Top Double Entry-Desk with Book Rack	46	IWDCH/A	Cantilever Desk: Adjust. Height Hard Plastic Top Cantilever Desk	84
EMD22	Desks: Standard Top Desk	48	IWDCH/ADA	Cantilever Desk: ADA Height Hard Plastic Top Cantilever Desk	84
EMDA	Desks: Standard Top Desk	50	IWDCL/25	Cantilever Desk: 25" Height Laminate Top Cantilever Desk	82
EMDE	Double-Entry Desks: Standard Top Double-Entry Desk	46	IWDCL/27	Cantilever Desk: 27" Height Laminate Top Cantilever Desk	82
EMDEBR	Double-Entry Desks: Standard Top Double-Entry Desk with Book Rack	46	IWDCL/29	Cantilever Desk: 29" Height Laminate Top Cantilever Desk	82
EMT.ENBL	Accessories: Mouse Tray	54	IWDCL/A	Cantilever Desk: Adjust. Height Laminate Top Cantilever Desk	84
IL10BR.18	Series 10 Posture Chairs: Series 10 Chair with Book Rack	112	IWDCL/ADA	Cantilever Desk: ADA Height Laminate Top Cantilever Desk	84
IL10R.12	Series 10 Posture Chairs: Series 10 Chair	112	IWDD/25	Two Student Desk: 25" Two Student Desk	96
IL10X.12	Series 10 Posture Chairs: Series 10 X-Brace Stacking Chair	112	IWDD/27	Two Student Desk: 27" Two Student Desk	96
IL20R.A	Series 20 Open-Front Desk: Series 20 Open-Front Desk	114	IWDD/29	Two Student Desk: 29" Two Student Desk	96
IL30R.A	Series 30 Lift-Lid Desk: Series 30 Lift-Lid Desk	116	IWDEH	Double Entry Desk: Hard Plastic Top Double Entry Desk	100
IL40R.30.BR	Series 40 Study Desk: Series 40 Study Desk	118	IWDEL	Double Entry Desk: Laminate Top Double Entry Desk	100
IL40R.ADA.BOX	Series 40 Study Desk: Series 40 ADA Desk	118	IWDTFH/25	Trapezoid Desk: 25" Height Hard Plastic Top Trapezoid Desk	92
IL56.18.BR	Series 56 Combination Desk: Series 56 Combination Desk	120	IWDTFH/27	Trapezoid Desk: 27" Height Hard Plastic Top Trapezoid Desk	90
IL58.18.BR	Series 58 Double Entry Desk: Series 58 Double Entry Desk	122	IWDTFH/29	Trapezoid Desk: 29" Height Hard Plastic Top Trapezoid Desk	90
IL60R.30.BOX	Series 60 Trapezoid Desk: Series 60 Trapezoid Desk	124	IWDTFH/A	Trapezoid Desk: Adjust. Height Hard Plastic Top Trapezoid Desk	92
IL61.18.BR	Series 61 Combination Desk: Series 61 Combination Desk	126	IWDTFL/25	Trapezoid Desk: 25" Height Laminate Top Trapezoid Desk	92
IL90.L.18.BR	Series 90 Tablet Arm Chair: Series 90 Tablet Arm Chair	128	IWDTFL/27	Trapezoid Desk: 27" Height Laminate Top Trapezoid Desk	90
ILD5661.SKA	Series 56 Combination Desk: Angled Top to Flat Top Retrofit Kit	120	IWDTFL/29	Trapezoid Desk: 29" Height Laminate Top Trapezoid Desk	90
ILD5661.SKF	Series 56 Combination Desk: Flat Top to Angled Top Retrofit Kit	120	IWDTFL/A	Trapezoid Desk: Adjust. Height Laminate Top Trapezoid Desk	92
ILST.18	Series ST Stools: Series ST Stool	130	IWMC16	Trapezoid Desk: Adjust. Height Laminate Top Trapezoid Desk	92
IW410	4-Leg Chair: 4-Leg Chair	66	IWMC19U/B	Music Chair: Music Chair	70
IW415C	4-Leg Chair with Casters: 4-Leg Chair with Casters	72	IWMC19U/S	Music Chair: Upholstered Seat/Back 4-Leg Chair	70
IW418BR	4-Leg Chair: 4-Leg Chair with Book Rack	66	IWPD15	Music Chair: Upholstered Seat 4-Leg Chair	70
IW418CU/B	4-Leg Chair with Casters: Upholstered Seat/Back 4-Leg Chair	66	IWPD18T	Task Chair: Task Chair	74
			IWPD18UB	Task Chair: Task Chair with Tilt	74
			IWPD18US	Task Chair: Upholstered Seat/Back Task Chair	74
			IWS	Task Chair: Upholstered Seat Task Chair	74
			IWSU/B	Task Stool: Task Stool	76
			IWSU/S	Task Stool: Upholstered Seat/Back Task Stool	76
			IWTAG2	Task Stool: Upholstered Seat Task Stool	76
			IWTALTFL	Tablet Arm Chair: Folding G2-Tablet Arm Chair	106
			IWTALTFX	Tablet Arm Chair: Laptop Flip Tablet Arm Chair	104
			IWTASFL	Tablet Arm Chair: Laptop Fixed Tablet Arm Chair	104
			IWTASFX	Tablet Arm Chair: Standard Flip Tablet Arm Chair	104
			IWXDH	Tablet Arm Chair: Standard Fixed Tablet Arm Chair	104
			IWXDL	XL Double Entry Desk: Hard Plastic Top XL Double Entry Desk	102
			WZTD244866-74P	XL Double Entry Desk: Laminate Top XL Double Entry Desk	102
				WorkZone® Instructor's Desk: WorkZone® Instructor's Desk	140



---

Model No.	Description	Page	Model No.	Description	Page
-----------	-------------	------	-----------	-------------	------



KI  
1330 Bellevue Street  
P.O. Box 8100  
Green Bay, Wisconsin 54308-8100  
1-800-424-2432  
[www.ki.com](http://www.ki.com)

KI and Furnishing Knowledge  
are registered trademarks  
of Krueger International, Inc.

© 2011 KI  
All Rights Reserved.  
Litho in USA.  
Code KI-11491R2/KI/VL/211

Printed using only water-based inks,  
including metallics. Please recycle.