



Cricket Bench

2014 Price List

Pricing effective 10/03/14

2014 CRICKET BENCH PRICE LIST

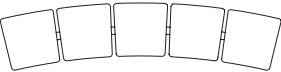
CRICKET BENCH: TABLE OF CONTENTS	CR2
CRICKET BENCH CONFIGURATION OVERVIEW	CR3
CRICKET BENCH VISUAL REFERENCE	CR5
CRICKET BENCH BASE SPECIFICATION INFORMATION	CR7
CRICKET BENCH BASE SPECIFICATION EXAMPLE	CR8
CRICKET BENCH BASE, LINEAR	CR9
CRICKET BENCH BASE, ARC	CR10
CRICKET BENCH BASE AUXILIARY OPTION	CR11
CRICKET BENCH CONNECTOR SPECIFICATION INFORMATION ..	CR12
CRICKET BENCH CONNECTOR SPECIFICATION EXAMPLE	CR13
CRICKET BENCH CONNECTOR	CR14
CRICKET BENCH SEAT SPECIFICATION INFORMATION	CR15
CRICKET BENCH SEAT SPECIFICATION EXAMPLE	CR16
CRICKET BENCH SEAT, UPHOLSTERED ONLAY, LAMINATE, & VENEER	CR17
CRICKET BENCH TABLE SPECIFICATION INFORMATION	CR18
CRICKET BENCH TABLE SPECIFICATION EXAMPLE	CR19
CRICKET BENCH TABLE TOPS	CR20
CRICKET BENCH ORDER DIAGRAM	CR21

CRICKET BENCH SEATING CONFIGURATION

Cricket Bench can be configured in many ways to meet the needs of your public space. The following pages will provide you a step by step process to correctly configure your benches. **Each purchase order submitted requires the diagram on page CR22 of this price list to be completed for every different bench model.** This is to ensure that the product you receive is exactly what you intended to purchase. If Leland can be of any assistance to you, please don't hesitate to contact our Customer Experience Department at 800-859-7510.

1. BASE SELECTION

Begin configuring your Cricket bench by selecting a base. Bases are available in a linear or arc arrangement. Both the linear and arc bases are available in three, four, or five positions.



Arc base arrangement with five positions.



Linear base arrangement with five positions.

2. SEAT ADDED TO BASE

The Cricket Bench seat is designed to fit one base position. Seat surfaces are available in laminate and veneer with or without the upholstery onlay option. When placing an order, each seat is considered a separate product and will require its own model number.

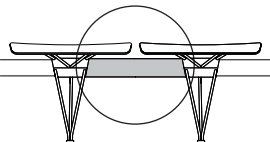
3. TABLE ADDED TO BASE (OPTIONAL)

The Cricket tables are available in one or two base position sizes. The circle and soft square shapes fit one base position. The rectangle table covers two base positions. Table surface selections include Solid Surface, linoleum, laminate and veneer. When placing an order, each table is considered a separate product and will require its own model number.

4. JOIN MULTIPLE BASES WITH CONNECTOR (OPTIONAL)

Cricket connectors give you the ability to design configurations customized for your space. One connector is needed for every two beams you want to join.

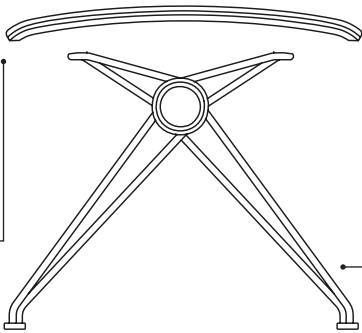
For example: Two beams = One Connector
 Three beams = Two Connectors



CRICKET BENCH CONSTRUCTION

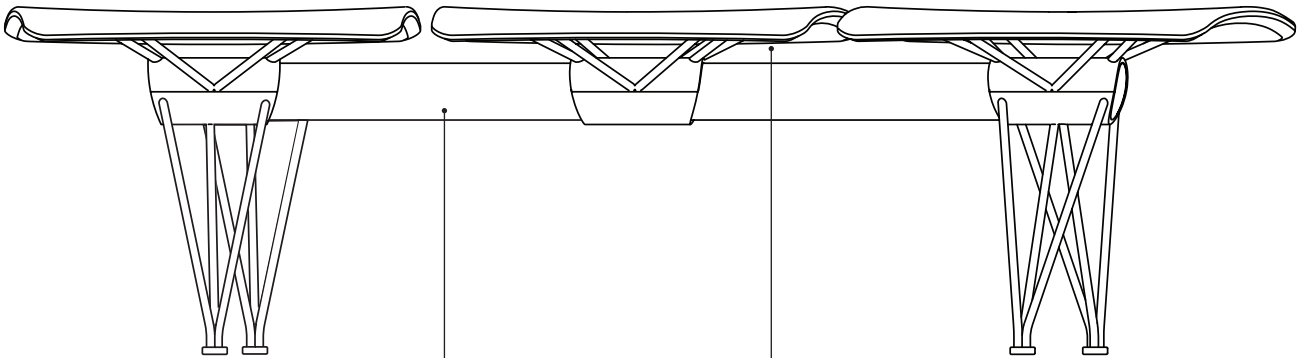
SEAT
Curved plywood core with HPL, linoleum, or wood veneer surface. Upholstered onlay option secured to underside of plywood seat. Onlay designed for easy replacement.

TABLE
Solid Surface, linoleum, wood veneer, or HPL tops in round, soft square and rectangle.



BASE
Beam: .25" wall, 3" diameter tubular steel
Leg Brackets: .25" wall, 3.25" diameter clamp bracket, 7/16 diameter wire legs and seat supports.

CRICKET BENCH CONFIGURATION EXAMPLE WITH THREE POSITION BEAM AND 3 SEATS



BASE
Three position ARC base (CRA3)

SEAT
Three seating positions in laminate (CRS-L) model number for each bench

CRICKET BENCH BASE VISUAL REFERENCE

THREE POSITION LINEAR BASE



FOUR POSITION LINEAR BASE

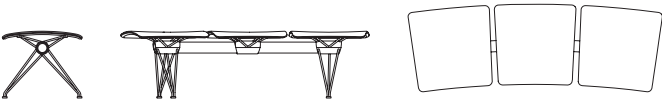


FIVE POSITION LINEAR BASE

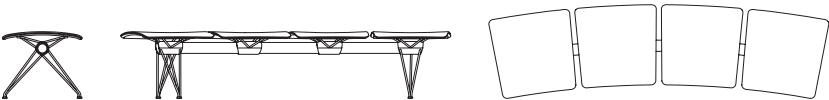


CRICKET BENCH BASE VISUAL REFERENCE

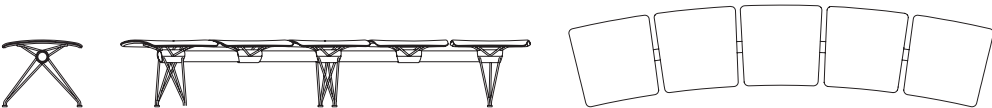
THREE POSITION ARC BASE



FOUR POSITION ARC BASE



FIVE POSITION ARC BASE



BENCH MODEL

LINEAR BASE	CODE
Three position linear base	CRL3
Four position linear base	CRL4
Five position linear base	CRL5
ARC BASE	CODE
Three position arc base	CRA3
Four position arc base	CRA4
Five position arc base	CRA5

CONNECTOR OPTION

DESCRIPTION	CODE
No connecting ends	0L
One connecting end	1L
Two connecting ends	2L

BEAM FINISH

DESCRIPTION	CODE
Black	B
Chardonnay	CD
Cool Grey	CG
Java	JV
Matte Black	MB
Slate	S
Sterling	ST
Warm Grey	WG
White	W

LEG FINISH: POWDER COAT AND CHROME

DESCRIPTION	CODE
Black	B
Chardonnay	CD
Cool Grey	CG
Java	JV
Matte Black	MB
Slate	S
Sterling	ST
Warm Grey	WG
White	W
Chrome	C

AUXILIARY OPTIONS

Floor mount must be specified at the time of the bench order.

DESCRIPTION	CODE
Cricket floor mount (3 or 4 position)	CRFM34
Cricket floor mount (5 position)	CRFM5

GLIDES

Cricket Glides are steel.

FREIGHT NOTE

Due to the size and nature of Cricket, the Freight Program does not apply to this product. Please contact Customer Experience for a quote.

SPECIFICATIONS REQUIRED TO CREATE THE PRODUCT CODE

- Model
- Connector Option
- Beam Finish
- Leg Finish
- Floor Mount (when applicable)

C	R	L	3	-	0	L	-	W	-	W	-	-	-	-	-	-	-	-	-
MODEL				CONNECTOR OPTION		BEAM FINISH		LEG FINISH		FLOOR MOUNT (WHEN APPLICABLE)									

MODEL

Cricket Linear Base,
Three position (CRL3)

CONNECTOR OPTION

No Connecting Ends (0L)

BEAM FINISH

White (W)

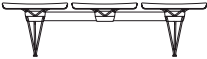
LEG FINISH

White (W)

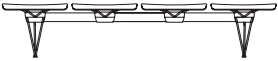
FLOOR MOUNT

When applicable, enter Cricket
Floor Mount Code





CRICKET BENCH, LINEAR	MODEL	LIST PRICE
three positions	CRL3	\$3300
W 71 D 22 SW 22 SH 18 - 18.25 WITH ONLAY		



CRICKET BENCH, LINEAR	MODEL	LIST PRICE
four positions	CRL4	\$3532
W 95 D 22 SW 22 SH 18 - 18.25 WITH ONLAY		

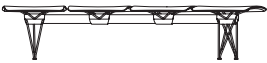


CRICKET BENCH, LINEAR	MODEL	LIST PRICE
five positions	CRL5	\$4256
W 119.25 D 22 SW 22 SH 18 - 18.25 WITH ONLAY		

TO SPECIFY: Refer to pages 7–8 for base specification, pages 12–13 for connector specification, pages 15–16 for seat specification & pages 18–19 for table specification. Specify all products by their product code.



CRICKET BENCH, ARC	MODEL	LIST PRICE
three positions	CRA3	\$3456
240" RADIUS - W 68.25 D 22 SW 23.5 SH 18		
SH WITH ONLAY: SH 18.25 SW 22		

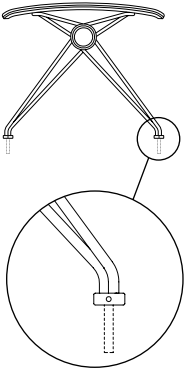


CRICKET BENCH, ARC	MODEL	LIST PRICE
four positions	CRA4	\$3936
240" RADIUS - W 91.25 D 22 SW 25.5.5 SH 18		
SH WITH ONLAY: SH 18.25 SW 22		



CRICKET BENCH, ARC	MODEL	LIST PRICE
five positions	CRA5	\$4710
240" RADIUS - W 114.25 D 22 SW 27.5 SH 18		
SH WITH ONLAY: SH 18.25 SW 22		

TO SPECIFY: Refer to pages 7–8 for base specification, pages 12–13 for connector specification, pages 15–16 for seat specification & pages 18–19 for table specification. Specify all products by their product code.



CRICKET BASE FLOOR MOUNT	MODEL	LIST PRICE
	CRFM34	for 3 or 4 position base
	CRFM5	for 5 position base

Floor mount must be specified at the time of the bench order.

Due to the variety of floor surfaces on which Cricket Bench may be installed, floor mount fasteners are not supplied by Leland International. Responsibility of fastener choice is the customers.

TO SPECIFY: Refer to pages 7–8 for base specification, pages 12–13 for connector specification, pages 15–16 for seat specification & pages 18–19 for table specification. Specify all products by their product code.

BASE CONNECTOR MODEL

Bases can be joined together with the optional base connector. For each two bases to be joined, one connector must be ordered.

DESCRIPTION	CODE
Linear Base Connector	LBC
Arc Base Connector	ABC
Serpentine Base Connector	SBC

BASE CONNECTOR FINISH

DESCRIPTION	CODE
Black	B
Chardonnay	CD
Cool Grey	CG
Java	JV
Matte Black	MB
Slate	S
Sterling	ST
Warm Grey	WG
White	W

FREIGHT NOTE

Due to the size and nature of Cricket, the Freight Program does not apply to this product. Please contact Customer Experience for a quote.

SPECIFICATIONS REQUIRED TO CREATE THE PRODUCT CODE

- Model
- Base Connector Finish



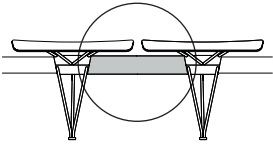
MODEL

Arc Base Connector (ABC)

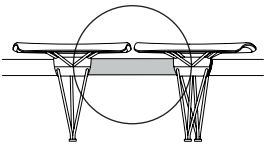
BASE CONNECTOR FINISH

White (W)

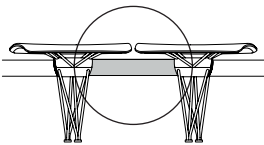




CRICKET CONNECTOR, LINEAR	MODEL	LIST PRICE
	LBC	\$511
One connector is needed for every two linear bases you want to join. For example: Two bases = One connector; Three bases = Two connectors		



CRICKET CONNECTOR, ARC	MODEL	LIST PRICE
	ABC	\$576
One connector is needed for every two arc bases you want to join. For example: Two bases = One connector; Three bases = Two connectors		



CRICKET CONNECTOR, SERPENTINE	MODEL	LIST PRICE
	SBC	\$616
One connector is needed for every two arc bases you want to join. For example: Two bases = One connector; Three bases = Two connectors		

TO SPECIFY: Refer to pages 7–8 for base specification, pages 12–13 for connector specification, pages 15–16 for seat specification & pages 18–19 for table specification. Specify all products by their product code.

SEAT MODEL

DESCRIPTION	CODE
Cricket seat	CRS

BASE STYLE

DESCRIPTION	CODE
Arc base	A
Linear base	L

SEAT FINISH

UPHOLSTERED SEAT:

Please refer to Leland Textiles program which features textiles and leathers from the following partners:

- Brentano
- Camira
- Carnegie
- CF Stinson
- Green Hides
- Maharam
- Unika Vaev

The complete grade list can be found at lelandinternational.com/textile-partners or you can specify COM/COL. Due to the design of this product, it is recommended that all non pre-approved fabric be tested for compatibility.

*Upholstery covers top surface of seat only. Seat edge will be visible.
Edge is available in any Leland Colours I or II finish.*

LAMINATE SEAT:

DESCRIPTION	CODE
Identify manufacturer, laminate code, & color	L

Please refer to the Leland Terms and Conditions Guide for a listing of standard laminates. For table pricing in laminates not listed, please contact Leland’s Customer Experience Department for a quotation.

veneer seat:

LELAND COLOURS I (Click to view)

LELAND COLOURS II (Click to view)

CUSTOM Specify Custom (01)

*Please note that the Cricket Bench is NOT AVAILABLE in the following finishes:
Natural Walnut (08), Natural Beech (09), Natural White Oak (12)

EDGE FINISH

Edges for veneer surfaces will be the same as the surface selection. Edges for laminate and upholstered surfaces can be specified in any Leland Colours I or II finish.

SPECIFICATIONS REQUIRED TO CREATE THE PRODUCT CODE

- Model
- Base Style
- Seat Finish, Color or Upholstery
- Edge Finish

C	R	S	-	L	-	D	-	1	1
MODEL				BASE STYLE		SEAT FINISH, COLOR OR UPHOLSTERY		EDGE FINISH	

MODEL

Cricket Seat (CRS)

BASE STYLE

Linear Base (L)

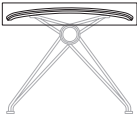
SEAT FINISH, COLOR OR UPHOLSTERY

Grade D (D)

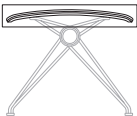
EDGE FINISH

Natural (11)

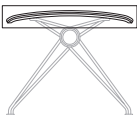




CRICKET SEAT	MODEL	LIST PRICE/GRADE	COM/COL	A	B	C	D	E	F	G	H	I	J	K	L
upholstered	CRS		\$321	355	372	389	406	423	440	457	474	491	508	525	542
W 22 D 22		COM Yardage: 1 or 2 Seats: 3/4 yard Contact Leland Customer Experience for yardage requirements on textiles with repeats. For COL requirements please contact Leland Customer Experience													



CRICKET SEAT	MODEL	LIST PRICE
laminate surface	CRS	\$218
W 22 D 22		



CRICKET SEAT	MODEL	LIST PRICE
veneer surface	CRS	\$235
W 22 D 22		

TO SPECIFY: Refer to pages 7–8 for base specification, pages 12–13 for connector specification, pages 15–16 for seat specification & pages 18–19 for table specification. Specify all products by their product code.

TABLE MODEL

DESCRIPTION	CODE
Cricket table	CRT

BASE STYLE

DESCRIPTION	CODE
Arc base	A
Linear base	L

TOP SHAPE

DESCRIPTION	CODE
Circle, one base position	CR
Soft square, one base position	SSQ
Rectangle, two base position	RT

TOP FINISH OR COLOR
LAMINATE TOP:

DESCRIPTION	CODE
Identify manufacturer, laminate code, & color	L
Please refer to the Leland Terms and Conditions Guide for a listing of standard laminates. For table pricing in laminates not listed, please contact Leland's Customer Experience Department for a quotation.	

 veneer top:

LELAND COLOURS I (Click to view)

LELAND COLOURS II (Click to view)

CUSTOM Specify Custom (01)

*Please note that the Cricket Table is NOT AVAILABLE in the following finishes:
Natural Walnut (08), Natural Beech (09), Natural White Oak (12)

SOLID SURFACE TOP:

Contact Corian® Solid Surface, Wilsonart® Solid Surface, or 3Form® for current solid and pattern availability. A custom quote is required for all solid surface. Please contact Leland Customer Experience to request a custom quote.

EDGE FINISH

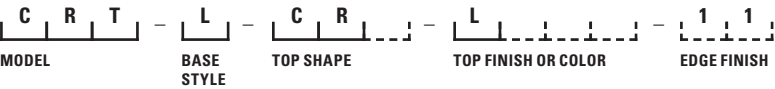
Wood surface and edge must be specified in the same standard Leland finish. Edges for laminate surfaces can be specified in any Leland Colours I or II finish.

FREIGHT NOTE

Due to the size and nature of Cricket, the Freight Program does not apply to this product. Please contact Customer Experience for a quote.

SPECIFICATIONS REQUIRED TO CREATE THE PRODUCT CODE

- Model
- Base Style
- Top Shape
- Top Finish or Color
- Edge Finish



MODEL

Cricket Table (CRT)

BASE STYLE

Linear base (L)

TOP SHAPE


Circle (CR)

TOP FINISH OR COLOR

Laminate (L)

EDGE FINISH

Natural (11)



**CIRCLE
CRICKET TABLE**

	MODEL	TABLE TOP SURFACE	LIST PRICE
one base position	CRT-_-CR	Laminate	\$229
DIA 22	CRT-_-CR	Veneer	\$318



**SOFT SQUARE
CRICKET TABLE**

	MODEL	TABLE TOP SURFACE	LIST PRICE
one base position	CRT-_-SSQ	Laminate	\$251
W 22 D 22	CRT-_-SSQ	Veneer	\$341



**RECTANGLE
CRICKET TABLE**

	MODEL	TABLE TOP SURFACE	LIST PRICE
two base positions	CRT-_-RT	Laminate	\$397
W 45.5 D 22	CRT-_-RT	Veneer	\$487



Rectangle table
for linear base



Rectangle table
for arc base

TO SPECIFY: Refer to pages 7–8 for base specification, pages 12–13 for connector specification, pages 15–16 for seat specification & pages 18–19 for table specification. Specify all products by their product code.


CRICKET BENCH ORDER DIAGRAM

Please complete and include with your order. If multiple units are ordered, a diagram must be completed for each unique unit.

1. CRICKET BASE SELECTION

Select a linear or an arc base model number:
The gray boxes below represent the seat/table positions of the model from left to right.

LINEAR BASE

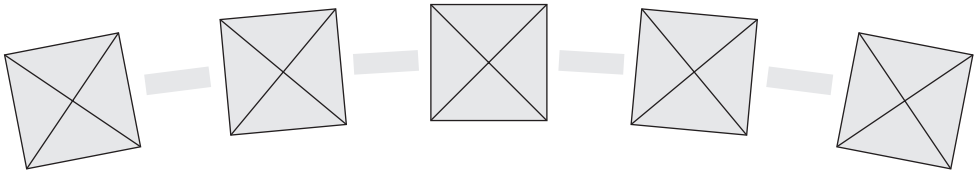


☐ CRL-3, three position linear

☐ CRL-4, four position linear

☐ CRL-5, five position linear

ARC BASE



☐ CRA-3, three position arc

☐ CRA-4, four position arc

☐ CRA-5, five position arc

2. CRICKET SEAT AND TABLE SELECTION

Please select either a seat or a table for each position on your base. Then choose the surface materials and shapes. Positions should be specified from left to right.

POSITION ONE	POSITION TWO	POSITION THREE	POSITION FOUR	POSITION FIVE
<div><input type="checkbox"/> Seat</div> <div><input type="checkbox"/> Table</div> <div>Seat Surface</div> <div><input type="checkbox"/> Laminate</div> <div><input type="checkbox"/> Veneer</div> <div><input type="checkbox"/> Upholstered</div> <div>Table Shape</div> <div><input type="checkbox"/> Circle</div> <div><input type="checkbox"/> Soft square</div> <div><input type="checkbox"/> Rectangle*</div> <div>Top Surface</div> <div><input type="checkbox"/> Laminate</div> <div><input type="checkbox"/> Veneer</div> <div><input type="checkbox"/> Solid Surface</div>	<div><input type="checkbox"/> Seat</div> <div><input type="checkbox"/> Table</div> <div>Seat Surface</div> <div><input type="checkbox"/> Laminate</div> <div><input type="checkbox"/> Veneer</div> <div><input type="checkbox"/> Upholstered</div> <div>Table Shape</div> <div><input type="checkbox"/> Circle</div> <div><input type="checkbox"/> Soft square</div> <div><input type="checkbox"/> Rectangle*</div> <div>Top Surface</div> <div><input type="checkbox"/> Laminate</div> <div><input type="checkbox"/> Veneer</div> <div><input type="checkbox"/> Solid Surface</div>	<div><input type="checkbox"/> Seat</div> <div><input type="checkbox"/> Table</div> <div>Seat Surface</div> <div><input type="checkbox"/> Laminate</div> <div><input type="checkbox"/> Veneer</div> <div><input type="checkbox"/> Upholstered</div> <div>Table Shape</div> <div><input type="checkbox"/> Circle</div> <div><input type="checkbox"/> Soft square</div> <div><input type="checkbox"/> Rectangle*</div> <div>Top Surface</div> <div><input type="checkbox"/> Laminate</div> <div><input type="checkbox"/> Veneer</div> <div><input type="checkbox"/> Solid Surface</div>	<div><input type="checkbox"/> Seat</div> <div><input type="checkbox"/> Table</div> <div>Seat Surface</div> <div><input type="checkbox"/> Laminate</div> <div><input type="checkbox"/> Veneer</div> <div><input type="checkbox"/> Upholstered</div> <div>Table Shape</div> <div><input type="checkbox"/> Circle</div> <div><input type="checkbox"/> Soft square</div> <div><input type="checkbox"/> Rectangle*</div> <div>Top Surface</div> <div><input type="checkbox"/> Laminate</div> <div><input type="checkbox"/> Veneer</div> <div><input type="checkbox"/> Solid Surface</div>	<div><input type="checkbox"/> Seat</div> <div><input type="checkbox"/> Table</div> <div>Seat Surface</div> <div><input type="checkbox"/> Laminate</div> <div><input type="checkbox"/> Veneer</div> <div><input type="checkbox"/> Upholstered</div> <div>Table Shape</div> <div><input type="checkbox"/> Circle</div> <div><input type="checkbox"/> Soft square</div> <div><input type="checkbox"/> Rectangle*</div> <div>Top Surface</div> <div><input type="checkbox"/> Laminate</div> <div><input type="checkbox"/> Veneer</div> <div><input type="checkbox"/> Solid Surface</div>

* Rectangle shape covers two positions. If selected, the next position should also have rectangle selected.

3. OPTIONAL BASE CONNECTOR

LINEAR BASE CONNECTOR:

☐ Linear Connector

ARC BASE CONNECTOR

☐ Arc Connector

☐ Serpentine Connector

The base connector can combine two Cricket Benches.

OPTIONAL FLOOR MOUNT

FLOOR MOUNT:

☐ Floor Mount

The floor mount attaches Cricket Bench base to floor and must be specified at the time of the bench order. Due to the variety of floor surfaces on which Cricket Bench may be installed, floor mount fasteners are not supplied by Leland International. Responsibility of fastener choice is the customers.