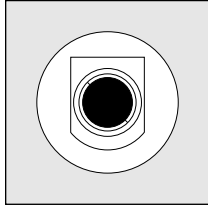


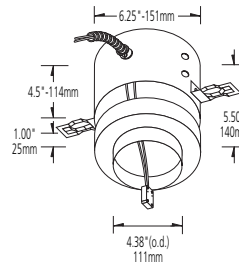
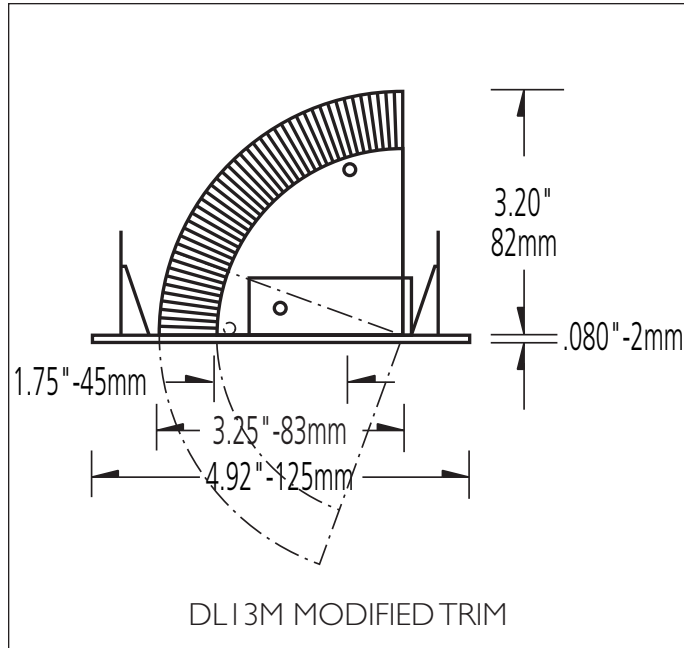
DLI3M - Adjustable Topper Modified RECESSED DOWNLIGHT



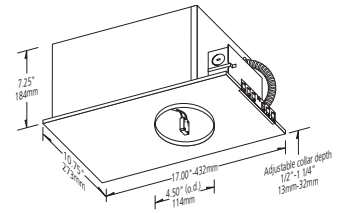
PRODUCT SPECIFICATION

Cat. No. Finish

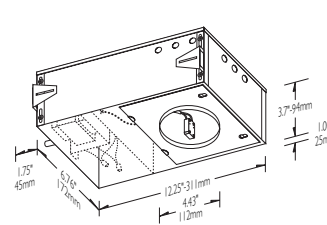
DLI3MW	Matte White
DLI3MB	Matte Black
DLI3MC	Polished Chrome
DLI3MG	Polished Brass



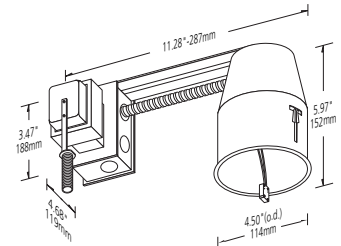
DHT/P HOUSING



DHI HOUSING



DHX-I HOUSING



DHM HOUSING

GENERAL DESCRIPTION

This Lucifer recessed downlight is an adjustable low voltage fixture which is **modified from the standard unit (DLI3) to have a flush trim plate with no return and slightly smaller outside diameter**. This trim is for use in straight and true ceiling conditions which require fine finish out. When these conditions are met the trim profile is almost invisible against the ceiling plane. Fixture is die-cast round design for use as downlighter or uplighter; adjustable 70° from vertical. ADA compliant as wall mounted fixture. **Round** aperture. Uses a quartz halogen lamp for superior color rendition and beam control. Relampable from below without removing trim from housing. Clear glass lens is supplied with fixture.

MOUNTING

Use with **DHT/P** housing and remote transformer (50w maximum) for non-insulated, accessible ceilings only. DHT/P housing includes 5 foot conduit with leads and pre-wired mating connectors for quick trim connection. Use with **DHX-I** housing with integral magnetic or electronic transformer, 120v primary, 12v secondary (75w maximum) or integral magnetic transformer 277v primary, 12v secondary (50w maximum). The DHX-I is for use with non-insulated, accessible or non-accessible ceilings. Distinguishing characteristic of DHX-I housing is shallow construction, under 4 inches in depth, U.L. Listed for through branch circuit wiring. Use with **DHI** housing with integral magnetic transformer (50w maximum) for insulated, accessible or non-accessible ceilings. Use with **DHM** housing with integral magnetic transformer (50w maximum) for non-insulated remodel and existing construction. **DHC** City of Chicago listed plenum housing with integral magnetic transformer (50w maximum) not shown, but available. Hanging bars and brackets are included for all housings.

MATERIAL

Trim is constructed of steel. Fixture housings are riveted aluminum or spot welded steel.

LUCIFER
LIGHTING COMPANY

414 Live Oak Street
San Antonio, Texas 78202
Phone 210 227-7329
FAX 210 227-4967
www.luciferlighting.com

LABEL

U.L. Listed trim and housings for dry and damp locations. File No. EI 15025.

ACCESSORIES

Trim may be accessorized with Honeycomb Louvre (HCL-I), Frosted Glass Lens (FGL-I), Spread Glass Lens (SGL-I), Linear Spread Glass Lens (LSL-I), and Ultra Violet Glass Lens (UVL-I).

ELECTRICAL

Trim is pre-wired for use in housing assembly.

TRANSFORMER

DHX-I, DHI, DHC, and DHM housings are supplied with an integral 120v or 277v primary, 12v secondary magnetic transformer. DHX-I can also be supplied with an integral 120v primary, 12v secondary electronic transformer. DHT/P housing is powered by remote transformer sized to load (order separately). All transformers are fully dimmable.

LAMP

12v MR-16 halogen lamp (order separately). Specify lamp beam spread. See Mounting section for maximum lamp wattage per housing.

ENERGY CONSERVATION

Manufacturer recommends use of Osram Sylvania's energy saving 37w Tru-Aim® IR halogen lamps which convert more energy into light than conventional 50w MR-16 lamps. Tru-Aim® IR halogen lamps can be ordered from Lucifer Lighting for use in fixture. See luciferlighting.com for lamp specification guide.

WARRANTY

Manufacturer's one year warranty of product is conditioned on use of manufacturer supplied transformers.

©2004 Lucifer Lighting Company

As part of its policy of continuous research and product development, the Company reserves the right to change or withdraw specifications without prior notice.