



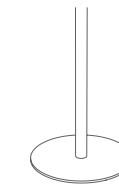
Price List

Version 6: July 1, 2014



Laminate Tops				Wood Veneer Tops			
Self Edge	Vinyl Edges	PVC Edges	Metal Edges	Wood Edges Group A	Wood Edges Group B	Wood Edges Group A	Wood Edges Group B
LLSE Self Edge	LVFL Flat	LPVC PVC	LMFL Flat	LWFL Flat	LWSQ Square	WWFL Flat	WWSQ Square
	LVBP Bumper		LMRB Ribbed	LWTP Tapered Ply	LWAR Arc	WWTP Tapered Ply	WWAR Arc
				LWFP Flat Ply	LWBN Bullnose	WWFP Flat Ply	WWBN Bullnose
					LWPR Prism		WWPR Prism
				LWPI Pivot			WWPI Pivot

Specialty Tops				
Butcher Block	Ultrafoam	Acrylic	Corian Group A,B	Corian Group C,D
BBFL Flat	ULFP PVC	AAOP Opaque	C1FL Flat	C2FL Flat
BBBN Bullnose	ULFR Raw	AATL Translucent	C1BN Bullnose	C2BN Bullnose
			C1PR Prism	C2PR Prism
				3FFL Flat
				3FBN Bullnose
				3FPR Prism



Options

Base Finishes		
Standard Powder Coat	use finish code	n/c
Polished or Satin Chrome (per base)	use finish code	\$213
Premium Plated (per base)	use finish code	\$
Custom Powder Coat (set-up charge)	CPC	\$363

Base Options		
Alternate Height Base (per column)	AH	\$66
Nylon Octagon Glides (per base)	GNO	\$34
Custom Top Plate Size	CTPS	\$
6" Column (black wrinkle and powder coat)	COL6	\$194
6" Column (polished or satin chrome)	COLP6	\$248
6" Column (premium plated)	COLPP6	\$
6" Column (veneer)	COLV6	\$386

Top Materials and Finishes		
Standard Laminates	use manufacturers finish code	n/c
Premium Laminates	PL	\$
Custom Wood Veneer	CWV	\$
Special Pattern Veneer	SPV	\$
Stain to Match (set-up charge)	STM	\$412

Top Options		
Custom Size	CS	\$
Custom Shape	CSH	\$
Custom Radius Corner	CRC	\$
3" Radius Corner (per corner)	CRL3	\$34
(laminate self edge, ultrafoam, Corian®, 3form chroma)		
3" Wood Radius Corner (per corner)	CRW3	\$82
(not available in LWFL, WWFL, LWPI and WWPI)		

Grommets		
2" Round Metal Grommet - Matte Black	GMBK	\$138
2" Round Metal Grommet - Satin Chrome	GMSC	\$138
2" Round Metal Grommet - Polished Chrome	GMPC	\$138
2" Round Plastic Grommet - Matte Black	GPMBK	\$44
Grommet location	use location code	n/c

Edge Options		
1.75" Thick Edge (per table)	175E	15%
<i>(see edge details for specific profiles)</i>		

Complete Table List Pricing

	Top Size	Base Qty.	Model #	\$							
Round	24	1	DI24RD	624	624	674	722	832	1,001	842	1,073
	30	1	DI30RD	684	684	746	779	945	1,126	945	1,213
	36	1	DI36RD	924	924	996	1,042	1,231	1,441	1,257	1,546
	42	1	DI42RD	1,025	1,025	1,105	1,105	1,347	1,605	1,441	1,731
	48	1	DI48RD	1,253	1,253	1,344	1,371	1,611	1,907	1,722	2,056
	54	1	DI54RD	1,364	1,364	1,469	1,498	1,827	2,438	1,965	2,652
	60	1	DI60RD	1,541	1,541	1,654	1,708	1,947	2,521	2,306	2,747
Oval	36	72	DI3672OV	1,494	1,494	1,545	1,570	1,753	1,975	1,926	2,142
	42	54	DI4254OV	1,471	1,471	1,498	1,562	1,703	2,030	1,854	2,090
	42	78	DI4278OV	2,083	2,083	2,124	2,169	2,317	2,538	2,460	2,707
	42	84	DI4284OV	2,139	2,139	2,193	2,237	2,367	2,618	2,513	2,797
	48	78	DI4878OV	2,424	2,424	2,481	2,527	2,650	2,899	2,802	3,082
	48	96	DI4896OV	2,600	2,600	2,656	2,706	2,798	3,070	3,160	3,477
Racetrack	30	60	DI3060RA	1,327	1,327	1,385	1,407	1,697	1,975	1,798	2,143
	30	72	DI3072RA	1,395	1,395	1,467	1,492	1,771	2,115	1,884	2,247
	30	84	DI3084RA	1,625	1,625	1,689	1,730	1,868	2,354	1,994	2,551
	30	96	DI3096RA	1,695	1,695	1,767	1,811	1,962	2,568	2,092	2,755
	36	60	DI3660RA	1,713	1,713	1,781	1,803	2,073	2,380	2,184	2,540
	36	72	DI3672RA	1,793	1,793	1,872	1,897	2,205	2,548	2,332	2,719
	36	84	DI3684RA	2,030	2,030	2,109	2,151	2,305	2,775	2,449	2,999
	36	96	DI3696RA	2,110	2,110	2,203	2,244	2,412	3,001	2,567	3,178
	42	72	DI4272RA	1,877	1,877	1,951	1,982	2,266	2,661	2,337	2,945
	42	84	DI4284RA	2,131	2,131	2,198	2,242	2,365	2,916	2,511	3,236
	42	96	DI4296RA	2,227	2,227	2,296	2,345	2,488	3,114	2,651	3,511

Continued on next page

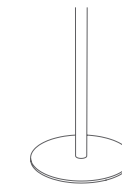
How to Order

Table Model Number					Top Finish Selection		Options
DI Base Series	36 Top Size	RD Top Shape	WWSQ Top Material Edge Profile	MBK Base Finish	WMW Top Finish	WMW Edge Finish	AH Alternate Height Base
A DI36RDWWSQMBK is a Disc series 36" round table with a black powder coat round base and a wood veneer 1.25" thick top with a 1.25" square wood edge profile.					The codes: WMW WMW specify a medium walnut top, with a medium walnut edge.		The code: AH specifies alternate height base.

Laminate Tops				Wood Veneer Tops			
Self Edge	Vinyl Edges	PVC Edges	Metal Edges	Wood Edges Group A	Wood Edges Group B	Wood Edges Group A	Wood Edges Group B
LLSE Self Edge	LVFL Flat LVBP Bumper	LPVC PVC	LMFL Flat LMRB Ribbed	LWFL Flat LWTP Tapered Ply LWFP Flat Ply	LWSQ Square LWAR Arc LWBN Bullnose LWPR Prism LWPI Pivot	WWFL Flat WWTP Tapered Ply WWFP Flat Ply	WWSQ Square WWAR Arc WWBN Bullnose WWPR Prism WWPI Pivot



Specialty Tops					
Butcher Block	Ultrafoam	Acrylic	Corian Group A,B	Corian Group C,D	3form Chroma
BBFL Flat BBBN Bullnose	ULFP PVC ULFR Raw	AAOP Opaque AATL Translucent	C1FL Flat C1BN Bullnose C1PR Prism	C2FL Flat C2BN Bullnose C2PR Prism	3FFL Flat 3FBN Bullnose 3FPR Prism



Complete Table List Pricing

	Top Size	Base Qty.	Model #	\$							
Racetrack	48 96	2	DI4896RA	2,580	2,580	2,660	2,710	2,940	3,591	3,309	3,817
	48 120	2	DI48120RA	2,792	2,792	2,893	2,955	3,183	3,930	3,613	4,270
	48 144	3	DI48144RA	3,775	3,775	3,890	3,967	4,208	5,018	4,720	5,443
	48 168	3	DI48168RA	3,990	3,990	4,113	4,200	4,459	5,387	5,035	5,869
Oval	60 120	2	DI60120RA	3,064	3,064	3,173	3,249	3,364	4,270	3,813	4,667
	60 144	3	DI60144RA	4,099	4,099	4,200	4,292	4,547	5,387	4,879	5,856
	60 168	3	DI60168RA	4,364	4,364	4,475	4,580	4,841	5,782	5,513	6,632
Square	24 24	1	DI2424SQ	624	624	680	734	832	1,001	842	1,073
	30 30	1	DI3030SQ	684	684	752	799	945	1,126	945	1,213
	36 36	1	DI3636SQ	924	924	992	1,061	1,221	1,441	1,257	1,546
	42 42	1	DI4242SQ	1,013	1,013	1,089	1,138	1,347	1,605	1,441	1,731
48 48	1	DI4848SQ	1,255	1,255	1,344	1,403	1,611	1,907	1,722	2,056	
Rectangle	24 30	1	DI2430RE	653	653	700	712	893	1,079	974	1,159
	24 36	1	DI2436RE	842	842	894	908	1,116	1,297	1,182	1,385
	24 42	1	DI2442RE	875	875	920	935	1,157	1,356	1,227	1,451
	24 48	1	DI2448RE	910	910	966	984	1,229	1,451	1,309	1,556
	24 60	2	DI2460RE	1,247	1,247	1,307	1,328	1,588	1,841	1,677	1,961
	24 72	2	DI2472RE	1,305	1,305	1,375	1,399	1,685	1,975	1,788	2,113
	24 84	2	DI2484RE	1,522	1,522	1,587	1,627	1,767	2,255	1,880	2,430
	24 96	2	DI2496RE	1,580	1,580	1,651	1,695	1,849	2,376	1,971	2,566
	30 36	1	DI3036RE	887	887	932	947	1,169	1,367	1,241	1,463
	30 42	1	DI3042RE	922	922	974	992	1,264	1,486	1,346	1,597
	30 48	1	DI3048RE	1,084	1,084	1,140	1,160	1,434	1,675	1,525	1,794
	30 60	2	DI3060RE	1,315	1,315	1,379	1,403	1,695	1,971	1,798	2,107
	30 72	2	DI3072RE	1,383	1,383	1,460	1,487	1,771	2,084	1,885	2,234
	30 84	2	DI3084RE	1,615	1,615	1,681	1,726	1,866	2,354	1,989	2,537
	30 96	2	DI3096RE	1,685	1,685	1,758	1,806	1,961	2,527	2,097	2,732

Continued on next page

\$					
-	-	-	-	-	-
1,059	657	1,236	1,064	1,217	1,705
1,328	717	1,697	1,316	1,544	2,693
1,820	967	2,320	1,811	2,130	3,756
2,412	1,068	2,972	2,180	2,604	4,880
2,843	1,321	3,955	2,735	3,280	6,312
1,176	676	1,448	1,180	1,363	2,287
1,470	871	1,892	1,453	1,669	2,774
1,664	907	2,017	1,564	1,817	3,110
1,719	947	2,202	1,678	1,966	3,443
2,243	1,294	-	2,198	2,551	4,430
2,494	1,362	-	2,437	2,860	5,095
2,677	1,554	-	-	-	-
2,860	1,622	-	-	-	-
1,640	920	2,112	1,616	1,883	3,281
1,885	962	2,355	1,754	2,064	3,719
2,070	1,130	2,729	2,031	2,383	4,272
2,518	1,372	3,408	2,467	2,905	5,258
2,823	1,451	4,150	2,753	3,274	6,130
3,006	1,656	-	-	-	-
3,189	1,738	-	-	-	-

Options

Base Finishes		
Standard Powder Coat	use finish code	n/c
Polished or Satin Chrome (per base)	use finish code	\$213
Premium Plated (per base)	use finish code	\$
Custom Powder Coat (set-up charge)	CPC	\$363

Base Options		
Alternate Height Base (per column)	AH	\$66
Nylon Octagon Glides (per base)	GNO	\$34
Custom Top Plate Size	CTPS	\$
6" Column (black wrinkle and powder coat)	COL6	\$194
6" Column (polished or satin chrome)	COLP6	\$248
6" Column (premium plated)	COLPP6	\$
6" Column (veneer)	COLV6	\$386

Top Materials and Finishes		
Standard Laminates	use manufacturers finish code	n/c
Premium Laminates	PL	\$
Custom Wood Veneer	CWV	\$
Special Pattern Veneer	SPV	\$
Stain to Match (set-up charge)	STM	\$412

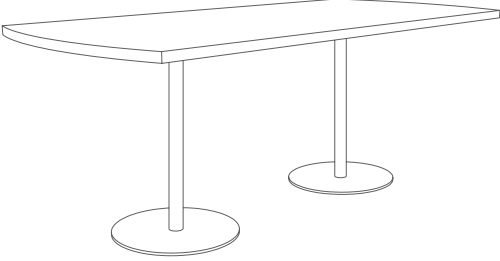
Top Options		
Custom Size	CS	\$
Custom Shape	CSH	\$
Custom Radius Corner	CRC	\$
3" Radius Corner (per corner)	CRL3	\$34
(laminates self edge, ultrafoam, Corian®, 3form chroma)		
3" Wood Radius Corner (per corner)	CRW3	\$82
(not available in LWFL, WWFL, LWPI and WWPI)		

Grommets		
2" Round Metal Grommet - Matte Black	GMBK	\$138
2" Round Metal Grommet - Satin Chrome	GMSC	\$138
2" Round Metal Grommet - Polished Chrome	GMPC	\$138
2" Round Plastic Grommet - Matte Black	GPMBK	\$44
Grommet location	use location code	n/c

Edge Options		
1.75" Thick Edge (per table)	175E	15%
(see edge details for specific profiles)		

How to Order

Table Model Number					Top Finish Selection		Options	
DI	4896	RA	WWSQ	MBK	WMW	WMW	GMBK	E
Base Series	Top Size	Top Shape	Top Material Edge Profile	Base Finish	Top Finish	Edge Finish	Matte Black Grommet	Location "E"
A DI4896RAWWSQMBK is a Disc series 48" x 96" racetrack table with two black powder coat round bases and a wood veneer 1.25" thick top with a 1.25" square wood edge profile.					The codes: WMW WMW specify a medium walnut top, with a medium walnut edge.		The code: GMBK specifies a matte black 2" diameter metal grommet.	The code: E specifies the location of the grommet.



Laminate Tops

Self Edge LLSE Self Edge	Vinyl Edges LVFL Flat LVBP Bumper	PVC Edges LPVC PVC	Metal Edges LMFL Flat LMRB Ribbed
---------------------------------------	--	---------------------------------	--

Wood Veneer Tops

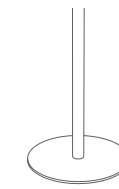
Wood Edges Group A LWFL Flat LWTP Tapered Ply LWFP Flat Ply	Wood Edges Group B LWSQ Square LWAR Arc LWBN Bullnose LWPR Prism LWPI Pivot	Wood Edges Group A WWFL Flat WWTP Tapered Ply WWFP Flat Ply	Wood Edges Group B WWSQ Square WWAR Arc WWBN Bullnose WWPR Prism WWPI Pivot
--	--	--	--

Complete Table List Pricing

	Top Size	Base Qty.	Model #	\$							
Arc Rectangle	42 72	2	DI4272AR	1,982	1,982	2,004	2,040	2,266	2,712	2,337	3,001
	42 84	2	DI4284AR	2,110	2,110	2,193	2,237	2,353	2,974	2,616	3,262
	42 96	2	DI4296AR	2,207	2,207	2,294	2,342	2,493	3,172	2,758	3,511
	48 96	2	DI4896AR	2,600	2,600	2,654	2,704	2,936	3,648	3,309	3,875
	48 120	2	DI48120AR	2,774	2,774	2,893	2,955	3,179	3,988	3,613	4,270
	48 144	3	DI48144AR	3,734	3,734	3,856	3,930	4,216	5,076	4,728	5,502
	48 168	3	DI48168AR	3,956	3,956	4,083	4,167	4,461	5,556	5,037	5,905
	60 120	2	DI60120AR	3,037	3,037	3,182	3,259	3,422	4,298	3,842	4,644
	60 144	3	DI60144AR	4,043	4,043	4,187	4,278	4,597	5,443	4,901	6,114
	60 168	3	DI60168AR	4,319	4,319	4,465	4,570	4,885	5,840	5,224	6,504

Specialty Tops

Butcher Block BBFL Flat BBBN Bullnose	Ultrafoam ULFP PVC ULFR Raw	Acrylic AAOP Opaque AATL Translucent	Corian Group A,B C1FL Flat C1BN Bullnose C1PR Prism	Corian Group C,D C2FL Flat C2BN Bullnose C2PR Prism	3form Chroma 3FFL Flat 3FBN Bullnose 3FPR Prism
--	--	---	--	--	--



Options

Base Finishes	use finish code	n/c
Standard Powder Coat		n/c
Polished or Satin Chrome (per base)	use finish code	\$213
Premium Plated (per base)	use finish code	\$
Custom Powder Coat (set-up charge)	CPC	\$363

Base Options		
Alternate Height Base (per column)	AH	\$66
Nylon Octagon Glides (per base)	GNO	\$34
Custom Top Plate Size	CTPS	\$
6" Column (black wrinkle and powder coat)	COL6	\$194
6" Column (polished or satin chrome)	COLP6	\$248
6" Column (premium plated)	COLPP6	\$
6" Column (veneer)	COLV6	\$386

Top Materials and Finishes		
Standard Laminates	use manufacturers finish code	n/c
Premium Laminates	PL	\$
Custom Wood Veneer	CWV	\$
Special Pattern Veneer	SPV	\$
Stain to Match (set-up charge)	STM	\$412

Top Options		
Custom Size	CS	\$
Custom Shape	CSH	\$
Custom Radius Corner	CRC	\$
3" Radius Corner (per corner)	CRL3	\$34
(laminate self edge, ultrafoam, Corian®, 3form chroma)		
3" Wood Radius Corner (per corner)	CRW3	\$82
(not available in LWFL, WWFL, LWPI and WWPI)		

Grommets		
2" Round Metal Grommet - Matte Black	GMBK	\$138
2" Round Metal Grommet - Satin Chrome	GMSC	\$138
2" Round Metal Grommet - Polished Chrome	GMPC	\$138
2" Round Plastic Grommet - Matte Black	GPMBK	\$44
Grommet location	use location code	n/c

Edge Options		
1.75" Thick Edge (per table)	175E	15%
(see edge details for specific profiles)		

How to Order

Table Model Number				Top Finish Selection		Options	
DI Base Series	4272 Top Size	AR Top Shape	WWSQ Top Material Edge Profile	MBK Base Finish	WMW Top Finish	WMW Edge Finish	GMBK Matte Black Grommet
A DI4272ARWWSQMBK is a Disc series 42" x 72" arc rectangle table with two black powder coat round bases and a wood veneer 1.25" thick top with a 1.25" square wood edge profile.				The codes: WMW WMW specify a medium walnut top, with a medium walnut edge.		The code: GMBK specifies a matte black 2" diameter metal grommet.	
						The code: E specifies the location of the grommet.	