


SMOOTHLIGHT

Design P. King & S. Miranda


SMOOTHLIGHT



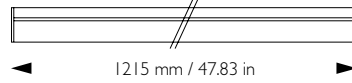
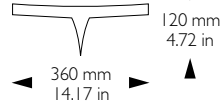
SMOOTHLIGHT

Pendant luminaire, combining uplighting with decorative downlighting. It is wired for two or four fluorescent slim tubes (diameter of 16 mm, or .63 in) T-5 split on the two extruded side profiles which provide uniform indirect illumination. At the center of the luminaire, another extruded profile with a distinctive blade form, reflects the lamps on either side and produces a gentle and attractive downlight.

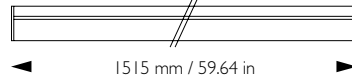
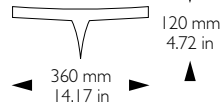
F55 SMOOTHLIGHT: Pendant luminaire, combining uplighting with decorative downlighting.



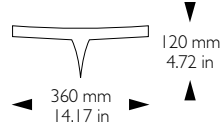
F5501/F5503



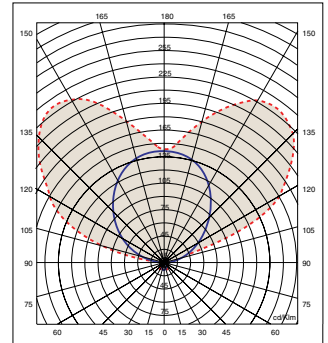
F5505/F5507



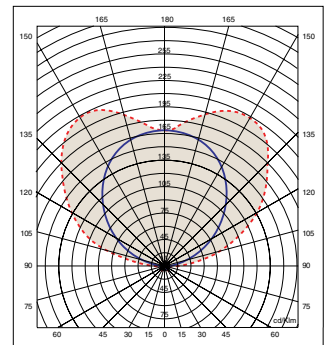
F550C



2 X 54W



2 X 39W



SERIES

SMOOTHLIGHT

CONFIGURATION I

F55: Smoothlight Wire Suspension

F55

LAMPING

01: 2 X 39W Fluorescent T5-HO, Length 915 mm / 36.02 in.

03: 4 X 39W Fluorescent T5-HO, Length 915 mm / 36.02 in.

05: 2 X 54W Fluorescent T5-HO, Length 1215 mm / 47.83 in.

07: 4 X 54W Fluorescent T5-HO, Length 1215 mm / 47.83 in.

0C: 2 X 80W Fluorescent T5-HO, Length 1515 mm / 59.64 in.

CIRCUIT

S: Single

D: Dual *FOR 4 tubes version ONLY*

BALLAST

EB: Electronic HPF <10% THD

EB

VOLTAGE

UNV: Universal Voltage 120V to 277V

347: 347 Volts

FINISH

014: WHITE

027: METALLIC GREY

SPECIFICATION SUBMITTAL

Job Name: _____ Job Number: _____

SPECIFIER (ENGINEER/ARCHITECT)

Name: _____