

CASEGOODS
Price and Specification Guide
USA



Effective June 1, 2015

krug

TABLE OF CONTENTS

- 2 General Information
- 4 Krug Textiles
- 5 Graded-in Upholstery Program
- 5 Express Program
- 6 Tackboard Fabric
- 7 Laminates
- 8 Adesso
- 122 Vestrada
- 257 Virtu
- 362 Millennium
- 448 Contour
- 505 Artemis
- 634 Artemis Laminate
- 704 Nexus
- 774 Stratford

GENERAL INFORMATION

TERMS AND CONDITIONS

Net 30 days on approved credit. A late payment charge of 1% per month will be applied on overdue invoices. This charge will be pro-rated to the number of days past 30 days that the invoice is overdue. All applicable sales taxes are extra. Prices include shipping to territorial warehouse. Distribution of this price list does not in itself constitute an offer to sell. Orders can be received only from authorized Krug dealers. Acceptance of any order and terms of sale may be established at the discretion of Krug. Deposits are required on orders received from new accounts as well as on large or special orders. Krug reserves the right to discontinue designs, or to change designs, construction, prices, or materials without notice.

CUSTOMER SERVICE HOURS

Please note customer service hours are:

8:30 am to 5:00 pm est

1.888.578.KRUG

1.519.748.5177 fax

ORDER ACKNOWLEDGEMENTS

Each order will be acknowledged via email or fax. This acknowledgement is the final agreement between Krug and the customer, superseding all previous communications regarding the purchase order. Where there is a discrepancy on a purchase order between a product code and a description, Krug will make every effort to resolve the discrepancy, but will be ruled by the product code ordered. Please check all acknowledgements for accuracy and advise Krug of any discrepancies with a purchase order.

CANCELLATION

A cancellation can be made only by expressed agreement with Krug. A cancellation fee may be incurred for restocking.

DIMENSIONS

Dimensions are in inches and approximate, and subject to change without notice. Contact Customer Service if dimensions are critical.

STORAGE CHARGES

Krug reserves the right to assess a nominal storage charge if a customer does not accept shipment of an order within a week of the ship date.

CONTACT INFORMATION

Phone: 1.888.578.KRUG

Fax: 1.519.748.5177

Purchase Order Fax: 1.888.236.4783 or email: orders@krug.ca

Web: www.krug.ca

Email: solutions@krug.ca

INSTALLATION SUPPORT

For assistance please contact Technical Support at 1-888-578-5784 x216 or e-mail installationhelp@krug.ca and you will be directed to the appropriate installation support person.

PRICING

Krug endeavors to ensure that all prices in this price list reflect accurately our current prices. However, errors do occur and will be rectified through notices to the field. Krug's website will always have the current list price. Krug reserves the right to acknowledge pricing that may be different from the price list.

Warranty

Krug warrants its products to be free from defects in materials and workmanship for a period of 10 years from the date of purchase. This warranty is applicable to products in use by their original purchaser. This warranty does not apply to components and materials not manufactured by Krug: these are subject to the specific warranties of their manufacturers (if any). Repairs or replacement of any defect covered under this warranty by Krug will be made, at our option and method, at no charge to the original purchaser. Krug's judgement is final and binding with respect to the nature or cause of defects or damage, and the necessity or manner of repair or replacement.

This warranty does not apply to defects or damage resulting from:

- normal wear and tear occurring with the use of the product
- negligence, misuse, excessive use, alteration, improper cleaning or repair
- substitution or use of incorrect or unauthorized components or material
- handling or installation that is incorrect, or that causes damage or defect

- damage incurred by a freight carrier other than Krug
- wearing of finishes and fabrics, and normal variations in materials (including dye lot variations)
- properties of natural materials, including wood and leather
- exposure to environments with uncontrolled temperature and humidity (products must be transported, stored and used in climate-controlled conditions)

EXPORT PACKAGING

Krug is pleased to provide the option for export packaging on all our products, to provide additional protection from damage. Export packaging is provided at an upcharge of 5% of the net selling price per item. Export Packaging is STRONGLY RECOMMENDED for:

(A) all shipments outside of the lower 48 states and Canada

(B) all shipments that will be held in storage for an extended period prior to installation.

Important: Please note that Krug will not be responsible for damage claims on product shipped or stored in the above conditions but where export packaging has not been utilized.

Please contact Customer Service for specifications or any other assistance regarding export packaging.

FREIGHT TERMS AND CONDITIONS

1. All product is shipped FOB the Krug factory. Freight is either pre-paid to the destination (dealer's dock or territorial warehouse, where available) or not pre-paid, depending on established customer specific freight terms.

2. Docks at the selected delivery location must be equipped to handle a 53' trailer. If dock is inadequate for delivery by Krug, Krug will re-deliver to another location and any additional costs will be charged to the customer.

3. When a Krug territorial warehouse (where available) is selected as the default delivery location, Krug pays freight cost to the territorial warehouse only, and no further. The Customer is responsible for all charges from this point.

4. For all deliveries, it is understood that Krug or its agent is making a dock delivery only (equipped to handle a 53' trailer), and any further work of truck unloading, delivery beyond the dock, installation, and removal of packaging is not authorized or paid for by Krug.

5. Drop shipments to the installation site, and timed deliveries, are available on larger shipments (full truckloads or slightly less) at no additional charge. Drop shipments or timed deliveries for smaller shipments may not be available, or if available will require a surcharge. Deliveries on an after hours basis, or on weekends, or any other special requirements, may be subject to a surcharge. Location and contact information, and the requested time of delivery, are required at least one week prior to the acknowledged shipment date. If this information is not provided one week in advance, or if the location or time of the drop shipment is changed less than one week in advance, a surcharge may be applied, and/or the drop shipment may not be scheduled. For deliveries requested Monday to Thursday after 5:00 pm, please apply a surcharge of \$250/shipment. For deliveries requested Monday to Friday before 7:00 am, please apply a surcharge of \$250/shipment. For deliveries requested Friday (after 3:00 pm) or weekends, please apply a surcharge of \$500/shipment. (local times).

6. For all deliveries - whether to the Customer location or drop shipment - any circumstances that result in the delay of our carrier (including unsuitable receiving facilities, or facilities not open or available), service charges will be applied at the rate of \$75/hour. Where re-delivery is necessary because of these circumstances, the full cost re-delivery will be charged. If Less Than Truck Load is delivering, one hour is allocated to unload. Any additional time required to unload after the first hour is \$75/hour.

If a Truck Load is delivering the order, three hours is allocated to unload. Any additional time required to unload is \$75/hour. Direct deliveries to site for net orders are possible, must exceed \$60,000 net, and accommodate 48-53' trailers. Krug is responsible for delivery to the approved delivery address. If an address change is required, this must be authorized by Krug 5 business days prior to ship date. Any additional delivery costs incurred after this time will be charged to the customer.

CUSTOMER SATISFACTION

It is the primary goal of Krug and our staff to ensure the complete satisfaction of our customers with our products and performance.

If a problem arises with a Krug product after the expiration of the limited warranty period, Krug will exercise its best efforts to achieve the satisfaction of the customer in a manner that is fair to all concerned.

DAMAGED SHIPMENTS

All Krug product is well engineered, carefully inspected, and expertly loaded onto our trucks at our Distribution Center. If you receive any damaged freight, we ask that you do not refuse the shipment. Krug is not responsible for damage to goods that occurs in transit or storage. It is the purchaser and/or receiver's responsibility to examine the goods upon receipt and to notify Krug of any damages, overages or shortages. Any discrepancies should be noted on the Bill of Lading. The delivering carrier will not accept responsibility for shortages or damages if signed "clear". Notification of concealed damage claims must be made to Krug Distribution within 5 days of delivery, along with digital pictures if available. All product and packaging must be available for inspection. Krug liability ceases after 5 business days and Krug will not be responsible for concealed damages if shipments are left unopened. Krug is not responsible for the condition of product that is stored or installed in an environment where temperature and humidity are not controlled.

Products must be opened and inspected on receipt, and any products not inspected when received, or held in storage, cannot be subjected to damage claims.

TESTING

All Krug Casegoods products meet or exceed the testing requirements of ANSI/BIFMA X5.5-2008 and/or X5.9 - 2012.



FIELD PRODUCT REPORT AUTHORIZATION

Krug's written authorization, in the form of an FPR number, must be obtained prior to incurring charges of any kind if Krug is expected to pay these charges. This includes authorization for field repairs and replacements, installation and delivery charges. Krug reserves the right to have its representative inspect product related to any request for such authorizations, prior to that authorization being provided. Deductions from invoices paid for any charges to Krug, without prior written authorization in the form of an FPR, will not be accepted. Digital photographs may be required to complete the FPR process.

RETURNS

No merchandise may be returned without Krug's prior written consent. In the event of an authorized return, a Field Product Report (FPR) number will be issued, and a restocking charge will apply. Return transportation charges must be prepaid. Unauthorized returns will not be accepted and will be returned freight collect. All merchandise being returned must be properly packaged in its original or comparable replacement packaging to ensure protection of the product during handling and transportation. Returns on orders duplicated by the customer must be received in their original packaging to be accepted. Product being returned where Krug has authorized its liability for replacement or repair will be thoroughly inspected on its return, and the results compared to the reason for the return stated on the FPR. Any discrepancies, such as additional damage, signs of usage, missing parts, etc., will result in an adjustment to the amount of credit issued.

CARE AND MAINTENANCE WOOD FINISH

Although Krug's extensive finishing process ensures a durable finish on all our products, there are several steps that can be taken to protect and prolong the life and beauty of the finish. Protect the top by placing felt pads on the bottom of any accessories and mechanical equipment. Rubber and oil will permanently mark surfaces. Use a desk pad to prevent possible damage and imprinting caused by writing instruments and sharp objects. Dust only with a clean, dry cloth, going with the grain. Clean any marks with a damp cloth, using a small quantity of mild soap or detergent. Do not use any wax-based polish, spray or silicone. Eventually, a film will build up and discolor the top. Do not place your furniture in a position of permanent exposure to direct sunlight.

LAMINATES

Clean plastic laminate surfaces with mild soap and warm water. Do not use steel wool, hot water, or any abrasive cleaning product.

PAINTED GLASS

To clean simply wipe with an ammonia based cleaner using a microfibre cloth. Do not use a coarse cloth or an abrasive cleaning products on painted surfaces to avoid scratching.

FABRIC UPHOLSTERY

Professional upholstery cleaning is recommended.

CUSTOM CAPABILITIES

Over 15% of our orders involve some type of custom work, and we invite our customers to make use of our extensive capabilities.

These include:

- 1) Dimensional customization of standard size products.
- 2) Custom finishes
- 3) For larger orders, completely custom designed products, as well as non-standard wood species can be specified.

Custom orders will require additional production lead times. Contact Customer Service for more information.

Krug Textiles - Fabric Program

Krug Grade 1, 2 and 3 fabrics are also available on a cut yardage basis.

Grade 1

Perk	Vox	Fuse	Expo
Auburn	Bark	Azurean	Festive
Cabana	Black	Carmine	Fog
Cedar	Cocoa	Cress	Latte
Crimson	Downpour	Ginger	Leaf
Dijon	Eco	Iris	Lemon
Ebony	Frothe	Lunar	Oasis
Flint	Goldenrod	Malted	Raspberry
Patriot	Honest	Morel	Sky
Pewter	Hot	Pepper	Spirit
Regal	Limelight	Pimento	Sprout
Sesame	Morel	Pristine	Tuxedo
Walnut	Mystic	Saffron	Viola
	Navy	Walnut	Zest
	Oat		
	Par		
	Ruby		
	Snap		
	Turquoise		

Grade 2

Epic	Bangle	Lineup
Azure	Baltic	Baltic
Capri	Cork	Fern
Espresso	Granite	Pewter
Flare	Orchid	Sandstone
Granite	Sable	Shadow
Jute	Suede	Spice
Kiwi	Teak	Tranquil
Limestone		
Pearl		
Porcini		
Regal		
Slice		
Steel		

Grade 3

Solace	Current	Clang	Kinney
Almond	Birch	Amber	Coffee
Azul	Cadet	Claret	Frappe
Blaze	Eclipse	Clove	Glacier
Carmine	Espresso	Cress	Mineral
Celadon	Moss	Flint	Nectar
Cinder	Pecan	Malt	Steel
Earth	Plum	Raven	Valentine
Ebony			
Fossil			
Gilded			
Indigo			
Ivory			
Mineral			
Pear			
Peony			

Krug Textiles - Leather Program

Grade 8

Black	K13.1000	Graphite	K13.4000
Stone	K13.3000	Espresso	K13.8000
Sand	K13.5000	White	K13.9000

Please contact Customer Service for specific information on leathers, available colors and lead times.

Krug Textiles - Faux Leather Program

Grade 2

White	Bisque	Sprig
Cream	Chocolate	Chinchilla
Parchment	Black	Steel
Sandstone	Earth	Grey
Vanilla	Brick	Lagoon
Taupe	Wine	Pacific Blue
Mocha	Garnet	Navy
Tan	Rust	Plum
Chestnut	Citron	

GRADED-IN UPHOLSTERY PROGRAMS

Krug has partnered with several textile brands to grade in their offerings, designed to provide a wide range of upholstery selections for our seating products.

Upholstery pricing and availability is subject to change without notice. We grade this upholstery according to the pricing of the fabric suppliers - when their pricing changes, the Krug grade may change.

When placing an order, a Krug customer must specify the complete upholstery number, along with the appropriate Krug model number and finish. Krug will supply the complete product at the prices listed. Orders specifying graded-in upholstery cannot be cancelled once the upholstery has been ordered.

Upholstery Grades

To determine the price of a product for graded-in upholstery, use the reference lists located on Krug's website under - Products - Textiles, to view the upholstery grade (1-9). Krug is not responsible for the discontinuation of this upholstery. Please contact Customer Service for information on upholstery not listed.

When two upholstery selections are specified for use on seating, the higher grade upholstery price will apply to the order.

High Performance upholstery; Polyurethane, Vinyl or Crypton, is particularly suitable for healthcare and other intensive-use environments.

Upholstery Samples

If you require additional samples or memos for presentation, please contact fabric supplier directly.

Flammability Standards

- Tunnel Test Surface Ratings Class A rating
- Class 1 UFAC
- Passes State of California Technical Bulletin CAL 117-2013

Please contact fabric supplier directly for further flammability information pertaining to specific upholstery.

Special Conditions

Acknowledgements will give the estimated delivery date of the finished product. Some upholstery is imported, and availability may affect estimated delivery time. For large projects, please contact fabric supplier directly for availability of yardage.



KRUGEXPRESS

PROGRAM DETAILS

KrugExpress orders are ready to ship by the date acknowledged. Delivery and shipping schedules may result in actual shipping of orders at a later date. Statutory holidays and scheduled factory vacations may add to acknowledged lead times of *KrugExpress* orders. Unless otherwise specified on the order, the customer's standard method of shipping Krug products will be utilized.

Available factory capacity for *KrugExpress* is filled by orders received on a "first come, first serve" basis. If the normal *KrugExpress* lead time is not available for your order because available capacity has been filled, you will be immediately advised of the earliest available ready-to-ship date. Please consult your Customer Service representative in advance if you wish to confirm the specific lead time availability for a *KrugExpress* order. Orders must be received by midnight of a given day for that day to be considered the official day the order is received. Order lead times are acknowledged from the date the order is received, but not including the date the order is received. *KrugExpress* orders must be "clean" when received in order to be considered officially received on a given day, and lead times will be acknowledged from the date orders are determined to be "clean". Changes to *KrugExpress* orders are not allowed under any circumstances. Orders for product on *KrugExpress* must clearly state: "*KrugExpress*".

***Some conditions apply. Please note PALETTE finishes are not available on *KrugExpress*.**

CASEGOODS PROGRAM

Orders for casegood products on the *KrugExpress* program may be subject to quantity maximums. Please contact Krug Customer Service for more information. Quantity maximums are dependent upon available capacity, in order to insure that we ship all orders on time. Only actual casegood pieces and conference tables tops and bases are considered "units". Items such as tasklights, tackboards, keyboard trays and drawers, electrical and wire management components, etc., are not considered under the quantity restrictions. For example, a typical office configuration that includes a desk, linking unit, credenza and hutch/overhead, equals a total of four units for the purposes of the quantity maximum. Only Krug In-stock panel fabric is available on the *KrugExpress* program. Only standard wood finishes are available for *KrugExpress* orders. Grommets can be specified in standard positions only. *KrugExpress* also includes all Krug seating and occasional tables as well as Krug conference products to complement this casegoods offering.

TACKBOARD FABRICS

KRUG PANEL FABRIC PROGRAM

Tackboards can be upholstered in COM material supplied by the customer, and in a selection of stocked tackboard fabrics supplied by Momentum. The in-stock Momentum fabrics are priced at Grade 1 and are available on Krug Express. They are 100% polyester. For additional information and color selections, please refer to our Panel Fabrics card and Krug's website.
www.krug.ca PRODUCTS / FABRICS / PANEL

The Momentum panel fabrics pass ASTM-E84-87 Fire Codes.
If memo samples are required please call Momentum at 1-800-366-6839.

CUSTOMER'S OWN MATERIAL - C.O.M.

Customer's Own Material (COM)

COM must be received three weeks prior to the acknowledged ship date. Orders with COM not received by the required deadline will be delayed.

A description of the fabric, including supplier name, fabric name and color number must be included with the purchase order.

When the COM fabric is received at Krug, it must be clearly identified with the fabric name and color, and tagged with name of the Krug customer and purchase order number. Krug will inspect all COM fabric when received to determine if it will be suitable for upholstery. Where Krug feels that the fabric or leather specified will compromise the quality or integrity of our products, customers will be contacted to direct these concerns. Further, Krug reserves the right to refuse to accept and use any COM fabrics or leathers that will compromise our products in any way that is unacceptable to Krug. Krug cannot assume responsibility for the durability or tailoring quality of customer's own material.

Yardage specified in this price guide is approximate. In the case of multiple product orders, multiply the number of items by the COM yardage specified to determine fabric required, unless otherwise indicated. Additional yardage may be needed if the material is less than 54" wide, or patterned or striped and requires matching. As fabric is applied horizontally, non-directional fabrics are recommended. COM fabrics are applied as they come off the roll unless otherwise specified. All striped fabrics will be applied vertically unless otherwise stated by the customer and after approval by Krug. It is the customer's responsibility to advise Krug if the upholstery is to be applied otherwise, and to advise Krug of any special upholstery instructions. Special instructions should be sent to Krug Customer Service, including a sample (or photocopy) of the fabric. Krug is not responsible for instructions sent with the fabric rolls, or for the method of upholstery if no instructions have been provided.

COM fabrics for tackboards may be specified in either Maharam or Momentum panel fabrics. Krug is not responsible for determining if a fabric is not ideal for tackboard application. Please contact Maharam at 1-800-645-3943 or Momentum at 1-800-366-6839 directly for more information about a specific fabric.

COM Shipping Procedures

For tackboard COM fabrics, please send fabrics to:

Krug Inc.
111 Ahrens Street
Kitchener, Ontario
Canada N2H 4C2

Attention: RECEIVER

All packages must be clearly marked "For Customs Clearance by Russell A. Farrow Custom Brokers". According to the North American Free Trade Agreement (NAFTA), goods shipped between the United States and Canada can qualify for exemption from all duties, or for a reduction in duties, if the goods can be proven to originate in either the United States, Canada or Mexico.

Canada Customs requires that a NAFTA Certificate of Origin and a Commercial Invoice be completed and sent with the fabric shipment. The Commercial Invoice must clearly state the description of the fabric, the selling price, the make-up or content, and the purchaser. The absence of these two documents will delay the shipments at the U.S./Canada border, thereby potentially delaying the customer order. If the total value of the shipment is less than \$1200 U.S., Customs will accept a Low Value Statement of Origin in place of the NAFTA Certificate of Origin. The Low Value Statement must be signed by a representative of the exporting company. This statement may either be included on the commercial invoice or attached to the invoice.

Krug is happy to answer any questions or concerns about COM shipping procedures and the required documents. Please contact our Customs Specialist at 1.888.578.5784.

In-Stock Laminate

Krug's in-stock Laminates are available in 16 different laminate selections. There are 8 wood grain laminates, 4 solid color laminates in a selection of popular solid shades and 4 Exotic laminates offering a distinguished appearance. Minimum order quantities and extended lead times may apply for exotic laminate colors, please check with customer service. Polymer Edge will be selected to match the worksurface. Adesso is available in **Solid Laminate colors only**.

In-Stock Laminates

Wood Grain Laminate		Wood Grain HPL (Worksurface Option Only)		
Name & Number	Supplier	Name & Number	Supplier	Polymer Edge Names
Corretto Cherry W288	-	Corretto Cherry HP-288-N	Pionite	Corretto Cherry
Mocha Cherry W341	Panolam	Mocha Cherry HP-341-N	Pionite	Mocha Cherry
Monticello Maple L308	Tafisa	Monticello Maple 7925	Wilsonart	Monticello Maple
Nightfall W292	Panolam	Nightfall WX421-N	Pionite	Nightfall
Samba Cherry L460	Tafisa	Samba Cherry T460	Arborite	Samba Cherry
Shiraz Cherry L472	Tafisa	Shiraz Cherry T472	Arborite	Shiraz Cherry
Sugarloaf Maple L630	Tafisa	Sugarloaf Maple T630	Arborite	Sugarloaf Maple

Solid Laminate		Solid Laminate HPL (Worksurface Option Only)		
Name & Number	Supplier	Name & Number	Supplier	Polymer Edge Names
Almond S445	Tafisa	Almond T445	Pionite	Almond
Black L203	Tafisa	Black T203	Arborite	Black
Shadows L201	Tafisa	Shadows T201	Arborite	Shadow
White L175	Tafisa	White D354-60	Wilsonart	White

Exotic Laminate		Exotic Laminate HPL (Worksurface Option Only)		
Name & Number	Supplier	Name & Number	Supplier	Polymer Edge Names
Backwoods Sycamore W689	Panolam	Backwoods Sycamore HP689-N	Pionite	Backwoods Sycamore
Edgewood Sycamore W690	Panolam	Edgewood Sycamore HP690-N	Pionite	Edgewood Sycamore
Gunstock Walnut W190	Panolam	Gunstock Walnut WW971-N	Pionite	Gunstock Walnut
Thunderstorm W359	Panolam	Thunderstorm HP359-N	Pionite	Thunderstorm

Non-Stocked Laminates

For specific lead time and application questions, please contact Krug Customer Service for your requirement. Upcharges will be applicable for non-stocked laminates, depending on their cost. Non-stock laminates may require a minimum order quantity, please contact customer service. Stocked polymer edges can be specified for use with non-stocked laminates.

The following plastic laminates are acceptable for application on Krug products as they feature a matte finish:

Nevamar	All plastic laminates with "T" in the suffix (i.e., MR2002T)
Wilsonart	All plastic laminates with "60" in the suffix (i.e., 4779-60)
Arborite	All plastic laminates with "CA" in the suffix (i.e., 1531-CA)
Pionite	All plastic laminates with "Suede" in the name (i.e., WW561 Suede)
Formica	All plastic laminates with "58" in the suffix (i.e., 756-58)

Arborite Laminates 1.800.996.0366	Wilsonart Laminates 1.800.433.3222
Pionite Laminates 1.800.746.6483	Formica Laminates 1.800.367.6422
Nevamar Laminates 1.800.638.4380	

Additional plastic laminate codes may be acceptable for use on Krug furniture, however, they could be subject to an additional upcharge or extended lead time due to material complexity. High sheen plastic laminates are not acceptable for application on Krug furniture due to their inherent nature of scratching and marring during the production process.

Dual Laminates

Two laminate colors can be combined on the same unit, with one laminate color on the worksurface and another laminate on the rest of the unit, at no upcharge. Combinations of more than one laminate in the body of the unit are not available.

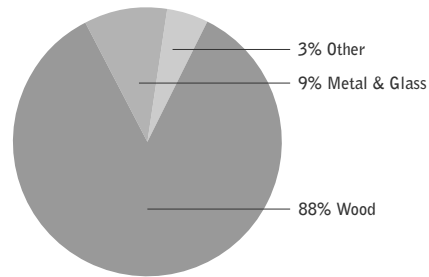
STRATFORD | TABLE OF CONTENTS

775	LEED CI Credit Summary
775	level® Certification, Air Emissions and FSC® Certification
776	General Product Specifications
777	Finishes
777	Edge Detail Profiles
778	Profiles & Overhangs
781	Drawer Pulls & Lock
782	Grommets
783	Laminate Worksurfaces
784	Non-Standard Product Guidelines for Pricing
785	Desks
785	Credenzas
786	Overheads, Hutches
787	Installation
788	Sample Configurations
790	Desks
794	Returns
796	Linking Units
796	Corner Units
797	Credenzas
801	Overheads
801	Overhead Tackboards
802	Hutches
804	Hutch Tackboard Upcharges
805	Keyboard Tray & Cable Management
806	Modular Components
817	Bookcases
818	Storage
822	Reception

STRATFORD | LEED CI CREDIT SUMMARY



MATERIAL CONTENT:



PRE-CONSUMER
RECYCLED CONTENT = 77%

POST-CONSUMER
RECYCLE CONTENT = 2.5%

CONTRIBUTES TO

CREDIT 2.1 - 2.2	Construction Waste Management	1-2 point(s)
CREDIT 3.3	Resource Reuse	1 point(s)
CREDIT 4.1	Recycled Content	1 point(s)
CREDIT 4.2	Recycled Content	1 point(s)
CREDIT 4.4	Low Emitting Materials, (PLEASE ENQUIRE) Composite Wood & Laminate Adhesives	1 point(s)
CREDIT 5.1	Regional Materials*	1 point(s)
CREDIT 7	Certified Wood (PLEASE ENQUIRE)	1 point(s)

* This credit is only applicable if in total 20% of the combined value of the procurement of construction materials and in the furniture are manufactured within a radius of 500 miles. This credit will apply if the installation of the finished product occurs within 500 miles of Toronto, Ontario.

level® CERTIFICATION, AIR EMISSIONS AND FSC® CERTIFICATION



level® Certification

BIFMA's e3 Furniture Sustainability Standard is a voluntary, multi-attribute standard that measures the degree of sustainability of furniture. This standard evaluates product and company environmental attributes and compliance systems in a wide range of elements which include Materials, Energy & Atmosphere, Human & Ecosystem Health and Social Responsibility. Stratford products have earned level®, BIFMA's sustainability certification program for furniture, certification through third-party verification against the e3 standard.



The mark of responsible forestry

Air Emissions

All Stratford products can be supplied with air emissions-certification. Contact customer service for information and upcharges.

FSC®

In 2005, Krug received Forest Stewardship Council® (FSC®) Chain-of-Custody certification for our manufacturing facilities. The FSC® Chain-of-Custody tracks certified wood from seedling to final sale. It signifies that the growth, harvesting and production of goods are entirely achieved through responsible forestry, which guarantees a healthy supply of forest resources for generations to come. Stratford and other Krug products can be specified with one of two types of FSC® Certification:

(a) FSC®-certified (which includes FSC®-certified lumber, veneer and substrate material)

(b) FSC®-mix certified (which includes substrate material only, and is a lower cost option certification)

Both FSC® certification types may require upcharges, and often require additional lead time. Contact customer service for further information, pricing and leadtimes.



In addition, architects, designers, and building professionals can specify FSC®-certified products in order to achieve a point from the U.S. Green Building Council's Leadership in Energy and Environmental Design (LEED) Rating System.

STRATFORD | GENERAL PRODUCT SPECIFICATIONS

WORKSURFACES

Tops are made of 1 1/4" - 42 lbs. per cubic foot density particle board core with face and back veneers. All edges have 1 1/8" wide 1" thick solid Cherry or Walnut headers.

DRAWER FRONTS AND DOORS

48 lbs. per cubic foot density Medium Density Fiberboard with face and back veneer.

GABLES

Gables are 3/4" or 1 1/8" thick - 45 lbs. per cubic foot density particleboard core, 3 ply. Edges are banded with veneer. Bottom edges of 1 1/8" gables are banded with polyvinyl chloride edge banding.

VENEER

External face veneers are flat sliced Black Walnut or Cherry bookmatched and of uniform color and grain pattern.

SOLIDS

All solids used shall be American Black Walnut or Cherry kiln-dried by the manufacturer to a 6% moisture content, using U.S.D.A. Bulletin #FP-1136.

FINISH

All surfaces to be finished are well sanded before applying finish materials. The procedure begins with the application of a base color via a Non-Grain Raising stain. Next a wash coat is applied to seal the NGR stain and ensure an even colored finish. The a filler coat is applied and hand wiped to fill the open pores in the wood surface and further enhance the depth color. A sealer is applied and scuff sanded to prepare the surfaces for the top coat (finish). The final procedure is to apply a coat of 52° sheen catalyzed varnish to protect the surfaces and add luster.

LOCKS

Locks are standard on all pedestals and storage unit lateral file drawers.

Locks are optional on door fronts and must be specified at time of order.

Locks are not available on glass doors.

DRAWERS

Box drawers have ball bearing movement, full extension slides with urethane cushioned stops and hold-in catch. Box drawers have a load bearing capacity of 100 lbs. per drawer. File drawers have progressive action ball bearing full-extension slides with urethane cushioned stops and hold-in catch. File drawers have a load bearing capacity of 100 lbs. per drawer. Lateral file drawers have full-extension slides with over-travel ball movement slides with urethane cushioned stops. Lateral file drawers have a load bearing capacity of 150 lbs. per drawer. All drawer slides allow for easy removal of the drawers. All drawer interiors are birch veneer. All file drawers are equipped for letter and legal filing. All desks with the center drawer option include a matching pencil tray in the center drawer. All standard desks with 2 box 1 file pedestals are specified without a center drawer option include one matching pencil tray.

BASE MOLDING

The base moldings are made of profiled solid Black Walnut or Cherry.

GLIDES

Glides are provided for every case and allow for 1 1/2" of adjustment.

HINGES

Doors have European style hinges with a 95° opening.

PULLS

Three pull options are available, please specify at time of order.

TESTING INFORMATION

Stratford desks, credenzas, hutches, link units, and returns meet or exceed the testing requirements of ANSI/BIFMA X5.5-2008.

Stratford modular an freestanding storage meets or exceeds the testing requirements of ANSI/BIFMA X5.9-2004.



WOOD FINISHES

Standard wood finishes are:

SPECIES	FINISH
Cherry	Light Cherry
	Natural Cherry
	American Cherry
	Medium Cherry
	Standard Cherry
	Imperial Cherry
Walnut	Appalachian Cherry
	Sable Cherry
	Natural Walnut
	Regular Walnut
	Mahogany on Walnut
	Dark Walnut
	Cordovan Walnut

NATURAL CHARACTERISTICS OF WOOD

Wood is a natural product with inherent color variations that will never be fully mitigated by the finishing process. Please anticipate variation in colors within a single unit, from piece to piece, and from Krug wood finish samples. If a very close match is required, a sample must be provided with the order and an upcharge will apply. Exact color matches are not possible.

CUSTOM WOOD FINISHES

Add 10% net to your order for special finishes, minimum charge is \$500 list per finish per order. (For example, on all orders up to \$5000 list, an upcharge of \$500 will apply, on orders \$5000 and up add 10% net to your order.)

For orders with special finishes, a sample that is a minimum 3" by 3" must be received with the order. Special finishes may add additional lead time to production schedules.

Since wood is a natural product, some variations in grain, color, and stain acceptance will occur. In our finishing processes, we try to minimize variations, but some variation between samples and finished goods should be anticipated.

DUAL FINISH

Add 10% net per item if specifying dual finish.

STRATFORD | EDGE PROFILES



PROFILE - STANDARD

The standard edge detail is included on the following Stratford products:

- desks
- linking units
- credenzas
- returns
- corner units
- 30" high and 57" high bookcases
- modular TP and TPR tops
- 30" high freestanding storage
- occasional tables
- conference tables



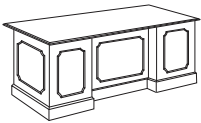
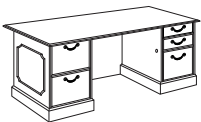
PROFILE - INVERTED

The inverted edge detail is included on the following Stratford products:

- hutches
- wall mounted overheads
- 71" high bookcase
- modular TPI tops
- 71" high and 84" high freestanding storage
- visual boards

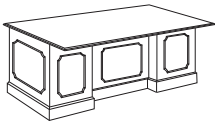
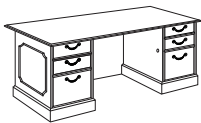
STRATFORD | PROFILES & OVERHANGS

Please use the following summary of products to determine the profile direction and overhang dimensions for all Stratford products.



DESKS 30" DEEP

Profile Location:	profile on all four sides
Profile Direction:	standard
Overhang:	left 1 1/2"
	right 1 1/2"
	user 3/4"
	guest 1 1/2"
Picture Frame:	on end panels, modesty panel and pedestal backs



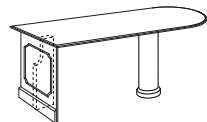
DESKS 36" DEEP

Profile Location:	profile on all four sides
Profile Direction:	standard
Overhang:	left 1 1/2"
	right 1 1/2"
	user 3/4"
	guest 7 1/2"
Picture Frame:	on end panels, modesty panel and pedestal backs



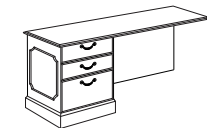
TABLE DESKS

Profile Location:	profile on all four sides
Profile Direction:	standard
Overhang:	left 1 1/2"
	right 1 1/2"
	user 3/4"
	guest 1 1/2"
Picture Frame:	none



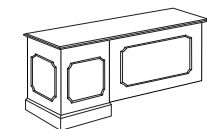
BULLET AND P DESKS

Profile Location:	profile on all sides
Profile Direction:	standard
Overhang:	end panel 1 1/2"
Picture Frame:	on end panel



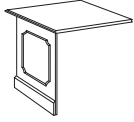
RETURNS

Profile Location:	profile on all four sides, coved
Profile Direction:	standard
Overhang:	end panel 1 1/2"
	user 3/4"
	guest 1 1/2"
Picture Frame:	on end panel, modesty panel and pedestal back



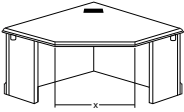
STRATFORD | PROFILES & OVERHANGS

Please use the following summary of products to determine the profile direction and overhang dimensions for all Stratford products.



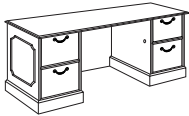
LINK UNITS AND LINK TOPS

Profile Location: profile on guest and user sides, cover on connecting ends
Profile Direction: standard
Overhang: guest 1 1/2"
Picture Frame: on modesty panel



CORNER UNITS

Profile Location: profile on outside and user sides, covered on connecting ends
Profile Direction: standard
Overhang: guest 1 1/2"
Picture Frame: on both outside panels



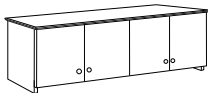
CREDENZAS

Profile Location: profile on left, right and user side, flush on back edge
Profile Direction: standard
Overhang: left 1 1/2"
right 1 1/2"
user 3/4"
back 1/8"
Picture Frame: on left and right panels



OVERHEADS

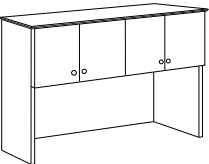
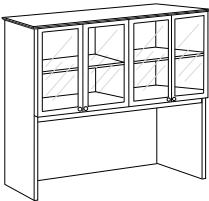
Profile Location: inverted profile left, right, and user side, flush on back edge
Profile Direction: inverted
Overhang: left 1"
right 1"
user 3/4"
back flush
Picture Frame: none



Please specify if flush sides are necessary for the purpose of ganging overheads at time of order. Upcharge for this option is \$165 list.

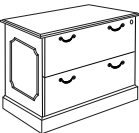
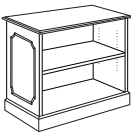
STRATFORD | PROFILES & OVERHANGS

Please use the following summary of products to determine the profile direction and overhang dimensions for all Stratford products.



HUTCHES


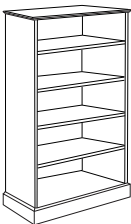
Profile Location:	inverted profile on left, right, and user side, flush on back edge		
Profile Direction:	inverted		
Overhang:	left	1"	
	right	1"	
	user	3/4"	
	back	flush	
Picture Frame:	none		



BOOKCASES AND FREESTANDING STORAGE (30" HIGH ONLY)

Profile Location:	profile on left, right, and user side, flush on back edge		
Profile Direction:	standard		
Overhang:	left	1 1/2"	
	right	1 1/2"	
	user	3/4" (if unit has doors or drawers)	
		1 1/2" (if unit is open)	
	back	flush	
Picture Frame:	on left and right panels		

Bookcases have non-shown wood backs, finished color.
Freestanding and modular storage have non-shown wood veneer, finished and top coated backs.



BOOKCASES AND FREESTANDING STORAGE (57", 71" AND 84" HIGH)

Profile Location:	profile on left, right, and user side, flush on back edge		
Profile Direction:	inverted		
Overhang:	left	1"	
	right	1"	
	user	3/4" (if unit has doors or drawers)	
		1 1/2" (if unit is open)	
	back	flush	
Picture Frame:	none		

Bookcases have non-shown wood backs, finished color.
Freestanding and modular storage have non-shown wood veneer, finished and top coated backs.


STRATFORD | DRAWER PULLS & LOCKS

Stratford traditional series offers a choice of three pull combinations as described below.

Please indicate a pull designation for every Stratford product on your order. There is no default selection and orders will not be processed until a pull selection is received.


DEVON

Drawers are furnished with an arced Devon bail finished in antiqued brass and mounted with rosettes. Bookcase doors and hutch doors are provided with an antiqued brushed brass knob.



CANTERBURY

Drawers are furnished with a Canterbury bail finished in antiqued brass and mounted with rosettes. Bookcase doors and hutch doors are provided with an antiqued brushed brass knob.



AVON

All drawers, bookcase doors and hutch doors are provided with an antiqued brushed brass knob.



LOCKS

Locks are provided as a standard features on all pedestal drawers, including those in desks, credenzas and freestanding or modular storage units. All lock plugs have an antiqued brass finish.

Optional locks are available on bookcase, hutch and overhead doors at an upcharge of \$105 list per set of (2) doors. Please specify at time of order.

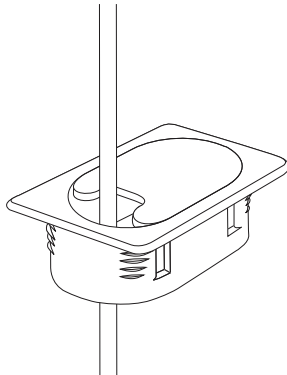
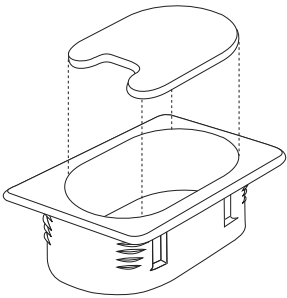
LOCK LOCATIONS

Desk Pedestals: Lock plugs are located in the kneespace of all desks, with the exception of desks with the center drawer option where the central locking system lock plug is located on the center of the drawer front.

Hutches and Overheads: Lock plugs are located on the lower inside corner of the doors.

Bookcase Doors: Lock plugs are located on the top inside corner of the door.

Suites can be keyed alike at no upcharge, please specify on your purchase order.



GROMMETS

All products may be specified with either one black grommet or one brass grommet in a standard position at no upcharge. A \$114 list upcharge will apply to additional grommets in standard positions and for grommets in non-standard positions a \$275 list upcharge will apply.

The grommet position must be indicated for each case on the purchase order.

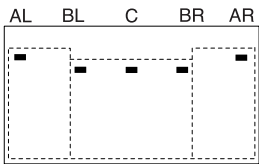
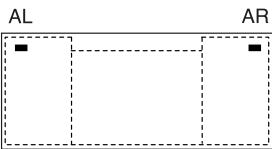
Standard Grommet
Black, rectangular, 4 1/8" x 2 11/16"

Antiqued Brass Grommet
2 5/8" x 1 1/2"

Grommets can also be field installed with power drill, 2 1/4 hole saw and rasp or saber saw. Template for drilling is available.

STANDARD GROMMET POSITIONS

Desks



30" Deep Desks:
Position Code:
AL – left corner
BL – left end beside pedestal gable
C – center
BR – right end beside pedestal gable
AR – right corner

36" and 42" Deep Desks:
Position Code:
AL – left corner
BL – left end beside pedestal gable
C – center
BR – right end beside pedestal gable
AR – right corner

NOTE: BL, 'C' and 'BR' locations are not available on 36" deep desks.

Curvilinear Tops



Position Code:
C – center

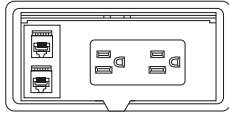
This key applies to all bullet and P shaped tops. The support panel is notched out to accommodate cable management and also allows the installation of a pop-up power grommet.

Linking Units, Credenzas & Returns

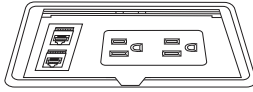


Grommets cannot be located over pedestals on 20" or 24" units

NOTE: 'BL' and "BR" are only available on 42" on longer.



mounted in a hutch back panel



used as a surface grommet

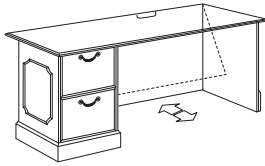
POWER / DATA / VOICE GROMMET

This unit is supplied in the wired hutches or can be ordered a surface mount power/data/voice option as a 98PDVM (see page 805).

Black, rectangular with recessed cover.
Includes two power outlets, one voice port, and one data port.

POWER DETAILS:
two Simplex outlets
15 Amp, 10 ft. cord

COMMUNICATION DETAILS:
one RJ11 phone line coupler
one RJ45 data coupler




WIRE MANAGEMENT CUT-OUT AND HINGED MODESTY PANELS

Returns, link units and credenzas with fixed modesty panels can be specified with an 8" x 1 1/2" wire management cut-out. All hinged modesty panels feature a cut-out as a standard.

The discreet cut-out allows for clean and easy access to power, data and communication sources.

STRATFORD | LAMINATE WORKSURFACES



LAMINATE WORKSURFACES

Laminate worksurfaces are available at an upcharge of 10% (a higher upcharge may apply to specially priced plastic laminates).

Where there are wood profile edges on worksurface tops, they will remain as wood profiles on laminate tops.

Where there are flush edges, as in the backs of link units, there will be laminate self edges. Please reference the illustration at the bottom of this page.

Krug will order and procure laminates. Purchase orders with a plastic laminate option must include:

Manufacturer's Name
Laminate Name
Laminate Number

When specifying laminate worksurfaces, the grain direction is such that the grain pattern runs the length of each surface, as shown in the diagram on the left.

Please contact Krug Customer Service for questions pertaining to laminate grain direction.

STRATFORD | NON-STANDARD PRODUCT GUIDELINES FOR PRICING

PRICING METHOD

Custom widths: Apply the price of the same unit in the price list that is one standard size larger than the desired case size (but same depth).
For example: The required custom dimension is 74" x 24". The first standard size above this is 78" x 24", so in this case, you would apply the price of the 78" x 24" unit.

Custom depths: Apply the price for the same unit one size deeper (but same width).
For example: The required custom dimension is 72" x 26". The first standard size above this is 72" x 30", so in this case, you would apply the price of the 72" x 30" unit.

Custom width & depths: Apply the price for the same unit both one size wider and one size deeper.
For example: The required custom dimension is 74" x 26". The first standard size above this is 84" x 30", so in this case, you would apply the price of the 84" x 30" unit.

Custom height of desk height cases: Add 18%. (31-32" HI)

OTHER PRICING METHODS

cases where tops are flush left/right or both, add:	\$83 list
Grommets in non-standard positions, add:	\$275 list
To remove hutch or overhead doors, deduct:	4% list
convert 5-hi hutch to 6-hi hutch, add:	20% list
Bookcases with optional pull out printer shelf at standard shelf height, add:	\$165 list
Bookcases with optional vent in back (includes 2 vents and 1 grommet), add:	\$210 list
storage units flush, add:	\$138 list
2 lateral file and 3 or 4 closed shelves - convert to half open, half closed shelves, add:	15% list
2 lateral file and 3 or 4 closed shelves - convert to half open, half wardrobe, add:	15% list
To remove storage doors for open shelves, deduct:	4% list

EXCEPTIONS TO THE PRICING METHODS ABOVE

Sizes larger than the largest shown Price List.
Non-standard extension on drawer slides.
Non-standard drawer depths in standard depth pedestals.
Glass door - any style.
Glass - face mounted modesty panels.
Perforated modesty panels.
Cases with curvilinear tops where the radius becomes non-standard.
A/V cabinets.
Any case with flipper doors.

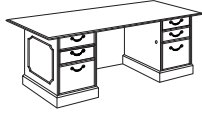
Please contact Specials Coordinator or Krug Customer Service at 1.888.578.KRUG if you require assistance.

PLEASE NOTE: Cases with non-standard features do not apply to the rules above.
Contact Krug Customer Service if you require assistance.



Breakfront Modesty Panel

All single pedestal and double pedestal desks have a breakfront modesty panel on the guest side of the desk. The dimension of recess is 4 1/2".



Oversized Top Option

The oversized top option increases the overhang on the left and right sides of desks to 4 1/2" on each end, the guest and user side overhang remain unchanged.



Center Drawer Option

Desks specified with the optional locking center drawer include the following features:

- center drawer lined with burgundy felt and a pencil tray.
- a pull out dictation slide in each pedestal
- a central locking system activated by a single lock located on the center drawer front

Recent modifications:

- dictation slides are flush with drawer fronts and feature molding detail
- center drawer extends to underside of top with the lock on the drawer front

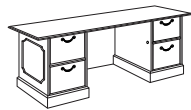
Chassis Dimensions

Please use the reference chart below to determine chassis dimensions, top dimensions, and overhang dimensions for all desk sizes:

Desk	Chassis dimension	Left overhang	Right overhang	Guest overhang	User overhang
60" x 30"	57" x 27"	1 1/2"	1 1/2"	1 1/2"	3/4"
66" x 30"	63" x 27"	1 1/2"	1 1/2"	1 1/2"	3/4"
66" x 36"	63" x 27"	1 1/2"	1 1/2"	7 1/2"	3/4"
72" x 36" (oversized top)	63" x 27"	4 1/2"	4 1/2"	7 1/2"	3/4"
72" x 36"	69" x 27"	1 1/2"	1 1/2"	7 1/2"	3/4"
78" x 36" (oversized top)	69" x 27"	4 1/2"	4 1/2"	7 1/2"	3/4"
78" x 42"	75" x 33"	1 1/2"	1 1/2"	7 1/2"	3/4"
84" x 42" (oversized top)	75" x 33"	4 1/2"	4 1/2"	7 1/2"	3/4"
84" x 42"	81" x 33"	1 1/2"	1 1/2"	7 1/2"	3/4"

Dimensions have been rounded to the nearest 1/4", please contact Customer Service for exact measurements.

STRATFORD | CREDENZAS



Oversized Top Option

The oversized top option increases the overhang on the left and right sides of credenzas to 4 1/2" on each side, the guest and user side overhang remain unchanged. When using a hutch and credenza combination, we do not recommend specifying a hutch greater in size than the standard chassis size of the credenza. The left/right extensions on the oversized top should not be used for the support of a hutch.

Chassis Dimensions

Please use the reference chart below to determine chassis dimensions, top dimensions, and overhang dimensions for all desk sizes:

	Credenza dimension	Chassis overhang	Left overhang	Right overhang	Guest User overhang
66" x 20"	63" x 18 1/4"	1 1/2"	1 1/2"	3/4"	1/8"
72" x 20" (oversized top)	63" x 18 1/4"	4 1/2"	4 1/2"	3/4"	1/8"
66" x 24"	63" x 22 1/4"	1 1/2"	1 1/2"	3/4"	1/8"
72" x 24" (oversized top)	63" x 22 1/4"	4 1/2"	4 1/2"	3/4"	1/8"
72" x 20"	69" x 18 1/4"	1 1/2"	1 1/2"	3/4"	1/8"
78" x 20" (oversized top)	69" x 18 1/4"	4 1/2"	4 1/2"	3/4"	1/8"
72" x 24"	69" x 22 1/4"	1 1/2"	1 1/2"	3/4"	1/8"
78" x 24" (oversized top)	69" x 22 1/4"	4 1/2"	4 1/2"	3/4"	1/8"
78" x 20"	75" x 18 1/4"	1 1/2"	1 1/2"	3/4"	1/8"
84" x 20" (oversized top)	75" x 18 1/4"	4 1/2"	4 1/2"	3/4"	1/8"
78" x 24"	75" x 22 1/4"	1 1/2"	1 1/2"	3/4"	1/8"
84" x 24" (oversized top)	75" x 22 1/4"	4 1/2"	4 1/2"	3/4"	1/8"
84" x 20"	81" x 18 1/4"	1 1/2"	1 1/2"	3/4"	1/8"
84" x 24"	81" x 18 1/4"	1 1/2"	1 1/2"	3/4"	1/8"

Dimensions have been rounded to the nearest 1/4", please contact Customer Service for exact measurements.

STRATFORD | OVERHEADS & HUTCHES

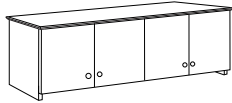


OVERHEADS

Overheads include tasklights that are factory installed and require no field adjustment. Tasklights are mounted beneath the cabinet and hidden from view. Cords run down the right hand side of the tasklight to the worksurface where they can be routed behind the worksurface top. The use of a wall mounted tackboard conceals the cord from view.

Tackboards must be ordered separately and can be specified in any fabric grade (1-9). Wall mounted tackboards for overheads are supplied with all necessary hardware for installation.

Locks are optional on overheads and can be specified at time of order for an upcharge of \$105 list per set of (2) doors.

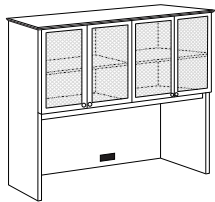


HUTCHES

Hutches include tasklights that are factory installed and require no field adjustment. Tasklights are mounted beneath the cabinet and hidden from view.

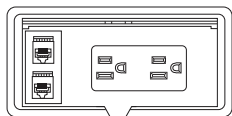
A tackboard in grade 1 fabric is included with most hutches, see the hutch product section for specific products. Upcharges for higher graded fabrics are listed on page 804. Tackboard fabric selections should be supplied with the order information, fabric options are listed on page 5 of this price guide.

Tackboards for hutches are installed at the factory and require no additional set up on site.



POWER/DATA/VOICE GROMMET

Access to power and data is made simple by using a hutch with a power/data/voice module built right into the tackboard. The module is fully installed at the factory but can be removed to connect data links on site. It features a flip door that retracts into the case of the unit when open. See page 805 in the grommets section for complete power specifications.



INSTALLATION

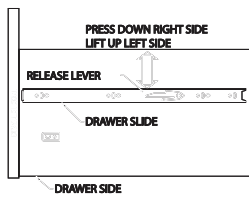
Hutch and overhead installation instructions are included with every case, but basic installation instructions can be found in this guide on page 787. All required mounting hardware is included with all hutches.

CONNECTING WORKSURFACES

It is important that the product is in its final position and the primary worksurface is leveled before connecting other joining pieces.

Detailed installation instructions are included with each unit, or available from Krug Customer Service.

Units are connected with mending plates under worksurfaces, and linking brackets on modesty and end panels. Locate connections and attach the mending plate under the worksurface. Level pieces if necessary by adjusting the glides to achieve flush and firm joints before completing installation of all hardware.



DRAWER REMOVAL

To remove pedestal drawers, open to the extended position, press down on the right side nylon release lever and pull the drawers up on left side lever at the same time. Continue pulling the drawer out of the case.

GLIDE ADJUSTMENTS

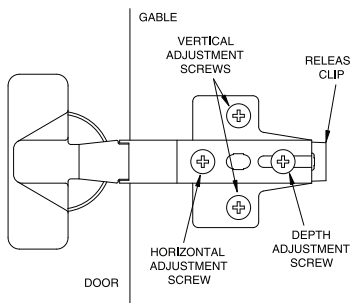
Raise one corner of the unit at a time and adjust the glide to the desired height by turning the glide in the hole. Make sure unit is level after adjusting the glides.

Please note that the maximum adjustment range of the glides is 1/2".

When moving units after glides have been inserted, dial the glides to the lowest position to prevent damage to the case.

BOOKCASE OR HUTCH DOOR ADJUSTMENT

Hinges on all hutch and bookcase doors are designed to be adjusted for depth, horizontal and vertical adjustment by means of screws into the hinge mounting plates.

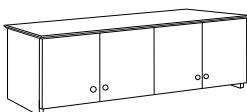


To remove a door, pull the release clip away from the case, disconnecting the hinges.

OVERHEAD INSTALLATION


The wall mounted overhead storage units must be installed on wall studs. The first step for installation is to locate the studs in the wall where the overhead is to be mounted. Measure the stud center line location and use this measurement to mark the hole locations on the mounting rail and the overhead back. Drill clearance holes at the hole locations. Hole requirements will depend on the fasteners chosen by the installer. 2 1/2" x #10 wood screws are adequate if going into wood studs. If studs cannot be accessed, then appropriate drywall plugs or butterfly bolts should be used. We recommend 2 fasteners per stud.

Fasten the mounting rail to the wall ensuring that it is level. Hang the overhead on the mounting rail and then fasten it to the wall. This prevents accidental removal and also allows for some leveling adjustment.

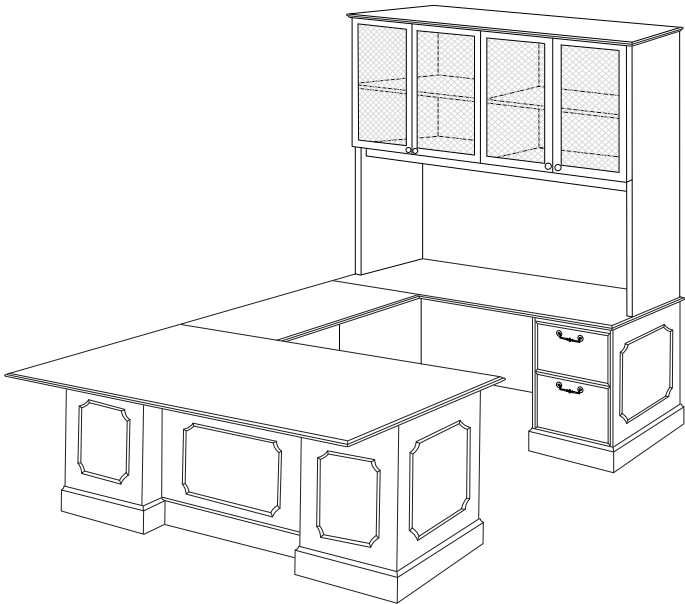


STRATFORD | SAMPLE CONFIGURATIONS

Model	Price
98D-7236-4-LFRF	4212
OPTIONAL LEATHER INSERT	1103
98C-7224-4-LDRD	3532
98HT-7216-53G	4225
Total List	13,072

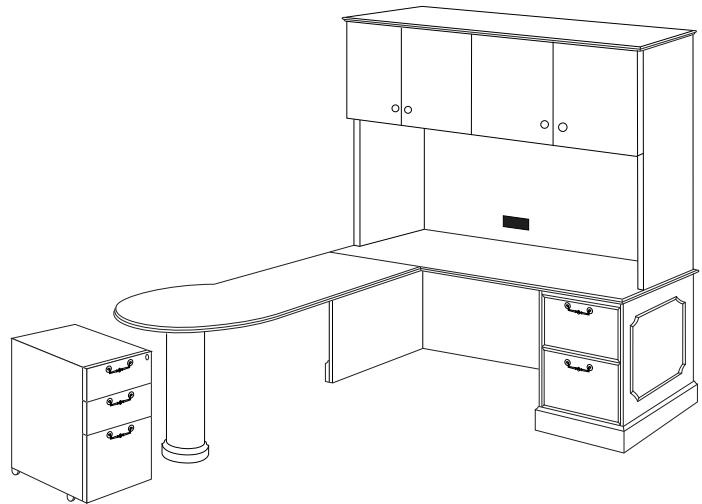


Model	Price
98D-7236-4-LFR0	4212
98LU-4224-H	1103
98C-7224-4-L0RD	3532
98HT7216-53Z	4225
Total List	12,376

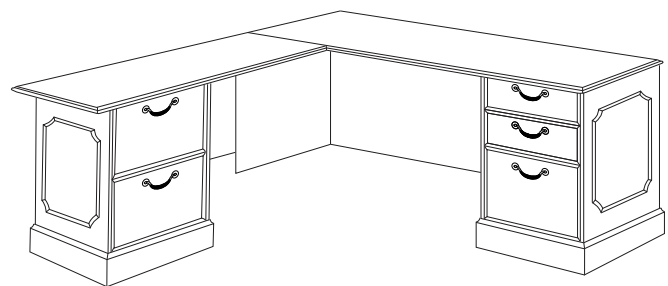


STRATFORD | SAMPLE CONFIGURATIONS


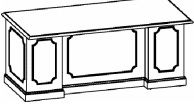
Model	Price
98C-6620-4LORD	3233
98HT-6616-40W	2954
98PR-7230L	2228
98MP-162029-4F	1566
Total List	9,981



Model	Price
98C-7224-4-LORF	3285
98RH-4224-L4D	2510
Total List	5,795



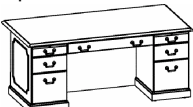
STRATFORD | DESKS

DESCRIPTION	MODEL	Cherry Walnut	W	D	H	KW	Shipping Weight	Cubes
Double Pedestal Desk	98D60304LDRD	4109	59.75	29.75	30.5	25.5	273	42
	98D60304LDRF	4109	59.75	29.75	30.5	25.5	273	42
	98D60304LFRD	4109	59.75	29.75	30.5	25.5	273	42
	98D60304LFRF	4109	59.75	29.75	30.5	25.5	273	42
	98D66304LDRD	4132	65.75	29.75	30.5	31.5	280	46
	98D66304LDRF	4132	65.75	29.75	30.5	31.5	280	46
	98D66304LFRD	4132	65.75	29.75	30.5	31.5	280	46
	98D66304LFRF	4132	65.75	29.75	30.5	31.5	280	46
guest side of a 36" deep desk**	98D66364LDRD	4152	65.75	35.75	30.5	31.5	295	55
	98D66364LDRF	4152	65.75	35.75	30.5	31.5	295	55
	98D66364LFRD	4152	65.75	35.75	30.5	31.5	295	55
	98D66364LFRF	4152	65.75	35.75	30.5	31.5	295	55
	98D72364LDRD	4212	71.75	35.75	30.5	37.5	310	60
	98D72364LDRF*	4212	71.75	35.75	30.5	37.5	310	60
	98D72364LFRD	4212	71.75	35.75	30.5	37.5	310	60
	98D72364LFRF	4212	71.75	35.75	30.5	37.5	310	60
	98D78424LDRD	4308	77.75	41.75	30.5	43.5	327	72
	98D78424LDRF	4308	77.75	41.75	30.5	43.5	327	72
	98D78424LFRD	4308	77.75	41.75	30.5	43.5	327	72
	98D78424LFRF	4308	77.75	41.75	30.5	43.5	327	72
	98D84424LDRD	4405	83.75	41.75	30.5	49.5	337	78
	98D84424LDRF	4405	83.75	41.75	30.5	49.5	337	78
	98D84424LFRD	4405	83.75	41.75	30.5	49.5	337	78
	98D84424LFRF	4405	83.75	41.75	30.5	49.5	337	78

ORDERING NOTES:

Laminate worksurfaces are available at a 10% upcharge. 30" deep Stratford desks have a 1-1/2" overhang on the guest side. 36" deep Stratford desks have a 7 1/2" overhang on the guest side. See page 785 for more information on the desks overhang and chassis dimensions. A burled walnut top option is available at a 20% upcharge.

Double Pedestal Desk with Center Drawer Option	98D60304LFCDRF	4365	59.75	29.75	30.5	25.5	303	42
	98D66304LFCDRF	4403	65.75	29.75	30.5	31.5	310	46
	98D66364LFCDRF	4434	65.75	35.75	30.5	31.5	325	55
	98D72364LFCDRF*	4509	71.75	35.75	30.5	37.5	340	60
	98D78424LFCDRF	4618	77.75	41.75	30.5	43.5	357	72
	98D84424LFCDRF	4728	83.75	41.75	30.5	49.5	367	78



ORDERING NOTES:

The center drawer option includes:

- a felt-lined drawer with solid maple pencil tray
- two pull-out dictation slides on the user side of the desk.
- a central locking system activating center drawer and both pedestals with a single lock located on the center of the drawer front

Laminate worksurfaces are available at a 10% upcharge.

A burled walnut top option is available at a 20% upcharge.

DIMENSION KEY

W - width
D - depth
H - height of worksurface
KW - kneehole width

*Dimensions are in inches and approximate. Contact Customer Service if dimensions are critical.

*See page 5 for KrugExpress program.

CODE DESCRIPTION

0 - no pedestal
4 - full height pedestals
D - 2 file drawers
F - 2 box, 1 file drawer
L - left hand support position
R - right hand support position
CD - center drawer
OT - oversized top option
BT - bow top option
CC - corner credenza

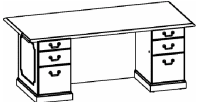
STANDARD FINISHES

For a complete list of standard wood finishes please see page 777.

WIRING GROMMET

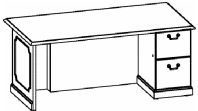
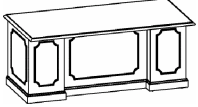
One rectangular black or one antique brass grommet in a standard position is optional at no charge. Please note grommet choice clearly on order form. Additional grommets are available at an upcharge of \$114 list.

STRATFORD | DESKS

DESCRIPTION	MODEL	Cherry Walnut	W	D	H	KW	Shipping Weight	Cubes
	98D66364OT	214	71.75	35.75	-		15	-
	98D72364OT*	214	77.75	35.75	-		15	-
	98D78424OT	214	83.75	41.75	-		15	-

ORDERING NOTES:

The oversized top option is only available on stand-alone double pedestal desks and cannot be used in conjunction with any other run-off or connecting worksurfaces. Specifying the oversized top option increases the top width, increasing the left and right overhang measurement to 4-1/2". The guest side remains 7-1/2" (as is standard for 36" and 42" deep desks). Laminate worksurfaces are available at a 10% upcharge.

	Single Pedestal Desk	98D60304LDR0	2833	59.75	29.75	30.5	40.5	215	42
		98D60304LFR0	2833	59.75	29.75	30.5	40.5	215	42
		98D60304L0RD	2833	59.75	29.75	30.5	40.5	215	42
		98D60304L0RF	2833	59.75	29.75	30.5	40.5	215	42
		98D66304LDR0	2856	65.75	29.75	30.5	46.5	222	46
		98D66304LFR0	2856	65.75	29.75	30.5	46.5	222	46
		98D66304L0RD	2856	65.75	29.75	30.5	46.5	222	46
		98D66304L0RF	2856	65.75	29.75	30.5	46.5	222	46
		98D66364LDR0	2874	65.75	35.75	30.5	46.5	237	55
		98D66364LFR0	2874	65.75	35.75	30.5	46.5	237	55
		98D66364L0RD	2874	65.75	35.75	30.5	46.5	237	55
		98D66364L0RF	2874	65.75	35.75	30.5	46.5	237	55
		98D72364LDR0	3199	71.75	35.75	30.5	52.5	252	60
		98D72364LFR0	3199	71.75	35.75	30.5	52.5	252	60
		98D72364L0RD*	3199	71.75	35.75	30.5	52.5	252	60
		98D72364L0RF	3199	71.75	35.75	30.5	52.5	252	60
		98D78424LDR0	3515	77.75	41.75	30.5	58.5	269	72
		98D78424LFR0	3515	77.75	41.75	30.5	58.5	269	72
		98D78424L0RD	3515	77.75	41.75	30.5	58.5	269	72
		98D78424L0RF	3515	77.75	41.75	30.5	58.5	269	72
		98D84424LDR0	3839	83.75	41.75	30.5	64.5	279	78
		98D84424LFR0	3839	83.75	41.75	30.5	64.5	279	78
		98D84424L0RD	3839	83.75	41.75	30.5	64.5	279	78
		98D84424L0RF	3839	83.75	41.75	30.5	64.5	279	78

ORDERING NOTES:

Laminate worksurfaces are available at a 10% upcharge. 30" deep Stratford desks have a 1-1/2" overhang on the guest side. 36" deep Stratford desks have a 7 1/2" overhang on the guest side. See page 785 for more information on the desks overhang and chassis dimensions. A burled walnut top option is available at a 20% upcharge.

CODE DESCRIPTION

ORDERING PROCEDURES

To order, please specify the following:

- 1) Krug product model number
- 2) Wood species and finish, see page 777
- 4) Pull style and finish, see page 781
- 5) Grommet location and style if applicable

* Indicates model illustrated by line drawing

0 - no pedestal
 4 - full height pedestals
 D - 2 file drawers
 F - 2 box, 1 file drawer
 L - left hand support position
 R - right hand support position
 CD - center drawer
 OT - oversized top option
 BT - bow top option
 CC - corner credenza


STANDARD FINISHES

For a complete list of standard wood finishes please see page 777.

WIRING GROMMET

One rectangular black or one antique brass grommet in a standard position is optional at no charge. Please note grommet choice clearly on order form. Additional grommets are available at an upcharge of \$114 list.

STRATFORD | DESKS

DESCRIPTION	MODEL	Cherry Walnut	W	D	H	KW	Shipping Weight	Cubes
 <p>Single Pedestal Desk with Center Drawer Option</p> <p>guest side of a 36" deep desk**</p>	98D66304L0CDRF	3050	65.75	29.75	30.5	46.5	252	46
	98D66304LFCDR0	3050	65.75	29.75	30.5	46.5	252	46
	98D66364L0CDRF	3081	65.75	35.75	30.5	46.5	267	55
	98D66364LFCDR0	3081	65.75	35.75	30.5	46.5	267	55
	98D72364L0CDRF*	3420	71.75	35.75	30.5	52.5	282	60
	98D72364LFCDR0	3420	71.75	35.75	30.5	52.5	282	60
	98D78424L0CDRF	3760	77.75	41.75	30.5	58.5	299	72
	98D78424LFCDR0	3760	77.75	41.75	30.5	58.5	299	72
	98D84424L0CDRF	4097	83.75	41.75	30.5	64.5	309	78
	98D84424LFCDR0	4097	83.75	41.75	30.5	64.5	309	78

ORDERING NOTES:

The center drawer option includes:

- a felt-lined drawer with solid maple pencil tray
- a central locking system activating center drawer and both pedestals with a single lock located on the center of the drawer front
- two pull-out dictation slides on the user side of the desk.

The space left between the pencil drawer and the open end of the desk allows for a 24" run off. Laminate worksurfaces are available at a 10% upcharge. A burled walnut top option is available at a 20% upcharge.

 <p>Desk Shells</p>	98S6636L0R0*	1914	65.75	35.75	30.5	60.5	121	55
	98S7236L0R0	2125	71.75	35.75	30.5	66.5	137	60
	98S7836L0R0	2358	77.75	35.75	30.5	72.5	153	64

 <p>Bow Top Option Upcharge</p>	98D6636BT	415	-	-	-	-	-	-
	98D7236BT*	447	-	-	-	-	-	-
	98D7842BT	459	-	-	-	-	-	-
	98D8442BT	465	-	-	-	-	-	-

ORDERING NOTES:

The bow top option is available on all the desk sizes listed above. Please add "BT" to the model number of the desk and add the upcharge shown above. The bowtop option tapers the overhang back on the left and right sides, the depth of the overhang at the widest point is 7 1/2". Laminate worksurfaces are available at a 10% upcharge.

DIMENSION KEY

W - width
D - depth
H - height of worksurface
KW - kneehole width

*Dimensions are in inches and approximate. Contact Customer Service if dimensions are critical.

*See page 5 for KrugExpress program.

CODE DESCRIPTION

0 - no pedestal
4 - full height pedestals
D - 2 file drawers
F - 2 box, 1 file drawer
L - left hand support position
R - right hand support position
CD - center drawer
OT - oversized top option
BT - bow top option
CC - corner credenza

STANDARD FINISHES

For a complete list of standard wood finishes please see page 777.

WIRING GROMMET

One rectangular black or one antique brass grommet in a standard position is optional at no charge. Please note grommet choice clearly on order form. Additional grommets are available at an upcharge of \$114 list.

STRATFORD | DESKS

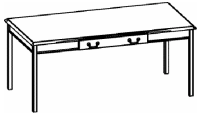
DESCRIPTION	MODEL	Cherry Walnut	W	D	H	KW	Shipping Weight	Cubes
Queen Ann Table Desk	98TDQ7236	3472	83.75	35.75	30.5	65.75	150	60



ORDERING NOTES:

Optional lock: Please add \$105 list and specify lock option in the product description. This item is NOT available on KrugExpress. Laminate worksurfaces are available at a 10% upcharge. Please note that pedestals can not be used with table desks.

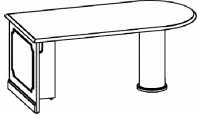
Table Desk	98TD7236*	3158	71.75	35.75	30.5	66.5	131	60
	98TD7842	3506	77.75	41.75	30.5	72.5	148	72



ORDERING NOTES:

Table desk includes a felt-liner center drawer with solid maple pencil tray. To add lock, please specify lock option and add \$105 list. The lock plug is located above the center drawer in the rail. The table desk is shipped knocked down. This table desk is NOT available on KrugExpress. Laminate worksurfaces are available at a 10% upcharge.

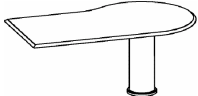
Bullet Desk, Post Leg	98BD6030	2004	59.75	29.75	30.5		140	3
	98BD6630	2042	65.75	29.75	30.5		154	4
	98BD7230	2082	71.75	29.75	30.5		170	4
	98BD6636	2064	65.75	35.75	30.5		184	4
	98BD7236*	2125	71.75	35.75	30.5		200	5



ORDERING NOTES:

Bullet desk/return legs are 10.5 in diameter. Bullet desks are available in 72" lengths only for KrugExpress. Laminate worksurfaces are available at a 10% upcharge.

"P" Desk, Post Leg	98PD7230L	2613	71.75	35.75	30.5		43	4
	98PD7230R	2613	71.75	35.75	30.5		43	4
	98PD7236L	2668	71.75	41.75	30.5		51	76
	98PD7236R*	2668	71.75	41.75	30.5		51	76
	98PD7836L	2768	77.75	41.75	30.5		56	82
	98PD7830L	2718	77.75	35.75	30.5		47	4
	98PD7830R	2718	77.75	35.75	30.5		47	4
	98PD7836R	2768	77.75	41.75	30.5		56	82
	98PD8436R	2925	83.75	41.75	30.5		60	87
	98PD8430L	2852	83.75	35.75	30.5		50	4
	98PD8430R	2852	83.75	35.75	30.5		50	4
	98PD8436L	2925	83.75	41.75	30.5		60	87



ORDERING NOTES:

"P" desk/return legs are 10.5 in diameter. Laminate worksurfaces are available at a 10% upcharge.

ORDERING PROCEDURES

To order, please specify the following:

- 1) Krug product model number
- 2) Wood species and finish, see page 777
- 4) Pull style and finish, see page 781
- 5) Grommet location and style if applicable

* Indicates model illustrated by line drawing

CODE DESCRIPTION

0 - no pedestal
 4 - full height pedestals
 D - 2 file drawers
 F - 2 box, 1 file drawer
 L - left hand support position
 R - right hand support position
 CD - center drawer
 OT - oversized top option
 BT - bow top option
 CC - corner credenza


STANDARD FINISHES

For a complete list of standard wood finishes please see page 777.

WIRING GROMMET

One rectangular black or one antique brass grommet in a standard position is optional at no charge. Please note grommet choice clearly on order form. Additional grommets are available at an upcharge of \$114 list.

STRATFORD | RETURNS

DESCRIPTION	MODEL	Cherry Walnut	W	D	H	KW	Shipping Weight Cubes	
	98RH4220L4D	2477	41.75	20.5	30.5	23	114	22
	98RH4220L4F	2477	41.75	20.5	30.5	23	114	22
	98RH4220R4D	2477	41.75	20.5	30.5	23	114	22
	98RH4220R4F	2477	41.75	20.5	30.5	23	118	22
	98RH4224L4D	2511	41.75	23.75	30.5	23	118	26
	98RH4224L4F	2511	41.75	23.75	30.5	23	114	26
	98RH4224R4D	2511	41.75	23.75	30.5	23	114	26
	98RH4224R4F	2511	41.75	23.75	30.5	23	114	26
	98RH4820L4D	2533	47.75	20.5	30.5	27	118	25
	98RH4820L4F	2533	47.75	20.5	30.5	27	118	25
	98RH4820R4D	2533	47.75	20.5	30.5	27	118	25
	98RH4820R4F	2533	47.75	20.5	30.5	27	122	25
	98RH4824L4D	2544	47.75	23.75	30.5	27	122	29
	98RH4824L4F*	2544	47.75	23.75	30.5	27	118	29
	98RH4824R4D	2544	47.75	23.75	30.5	27	118	29
	98RH4824R4F	2544	47.75	23.75	30.5	27	118	29
	98RH5420L4D	2565	53.75	20.5	30.5	35	122	28
	98RH5420L4F	2565	53.75	20.5	30.5	35	122	28
	98RH5420R4D	2565	53.75	20.5	30.5	35	122	28
	98RH5420R4F	2565	53.75	20.5	30.5	35	126	28
	98RH5424L4D	2595	53.75	23.75	30.5	35	126	32
	98RH5424L4F	2595	53.75	23.75	30.5	35	122	32
	98RH5424R4D	2595	53.75	23.75	30.5	35	122	32
	98RH5424R4F	2595	53.75	23.75	30.5	35	122	32
	98RH6020L4D	2650	59.75	20.5	30.5	41	126	31
	98RH6020L4F	2650	59.75	20.5	30.5	41	126	31
	98RH6020R4D	2650	59.75	20.5	30.5	41	126	31
	98RH6020R4F	2650	59.75	20.5	30.5	41	130	31
	98RH6024L4D	2699	59.75	23.75	30.5	41	130	36
	98RH6024L4F	2699	59.75	23.75	30.5	41	126	36
	98RH6024R4D	2699	59.75	23.75	30.5	41	126	36
	98RH6024R4F	2699	59.75	23.75	30.5	41	126	36
	98RH6620L4D	2833	65.75	20.5	30.5	47	130	33
	98RH6620L4F	2833	65.75	20.5	30.5	47	130	33
	98RH6620R4D	2833	65.75	20.5	30.5	47	130	33
	98RH6620R4F	2833	65.75	20.5	30.5	47	165	33
	98RH6624L4D	2865	65.75	23.75	30.5	47	165	39
	98RH6624L4F	2865	65.75	23.75	30.5	47	130	39
	98RH6624R4D	2865	65.75	23.75	30.5	47	130	39
	98RH6624R4F	2865	65.75	23.75	30.5	47	130	39

ORDERING NOTES:

Modesty panels on returns are raised above the base moulding. Laminate worksurfaces are available at a 10% upcharge. For wire management cut out option on modesty panel add \$165 list upcharge

For hinged modesty panel upcharge insert Y afeter the C in the model number. e.g. 98CY7224LORF

DIMENSION KEY

W - width
D - depth
H - height of worksurface
KW - kneehole width

*Dimensions are in inches and approximate.
Contact Customer Service if dimensions are critical.

*See page 5 for KrugExpress program.

CODE DESCRIPTION

0 - no pedestal
4 - full height pedestals
D - 2 file drawers
F - 2 box, 1 file drawer
L - left hand support position
R - right hand support position
CD - center drawer
OT - oversized top option
BT - bow top option
CC - corner credenza


STANDARD FINISHES

For a complete list of standard wood finishes please see page 777.

WIRING GROMMET

One rectangular black or one antique brass grommet in a standard position is optional at no charge. Please note grommet choice clearly on order form. Additional grommets are available at an upcharge of \$114 list.

STRATFORD | RETURNS

DESCRIPTION	MODEL	Cherry Walnut	W	D	H	KW	Shipping Weight	Cubes
 Single Pedestal Return, Continued	98RH7220L4D	2906	71.75	20.5	30.5	53	165	36
	98RH7220L4F*	2906	71.75	20.5	30.5	53	165	36
	98RH7220R4D	2906	71.75	20.5	30.5	53	165	36
	98RH7220R4F	2906	71.75	20.5	30.5	53	170	36
	98RH7224L4D	2960	71.75	23.75	30.5	53	170	42
	98RH7224L4F	2960	71.75	23.75	30.5	53	165	42
	98RH7224R4D	2960	71.75	23.75	30.5	53	165	42
	98RH7224R4F	2960	71.75	23.75	30.5	53	165	42

ORDERING NOTES:

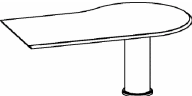
Modesty panels on returns are raised above the base moulding. Laminate worksurfaces are available at a 10% upcharge. For wire management cut out option on modesty panel add \$165 list upcharge
For hinged modesty panel upcharge insert Y afeter the C in the model number. e.g. 98CY7224LORF

 Return Shells	98RH4224L0*	1493	41.75	23.75	30.5	39.25	68	26
	98RH4224R0	1493	41.75	23.75	30.5	39.25	68	26
	98RH4824L0	1512	47.75	23.75	30.5	45.25	72	29
	98RH4824R0	1512	47.75	23.75	30.5	45.25	72	29

 Bullet Return, Post Leg	98BR6030	1393	59.75	29.75	30.5		66	3
	98BR6630	1411	65.75	29.75	30.5		81	4
	98BR6636	1430	65.75	35.75	30.5		101	4
	98BR7230	1458	71.75	29.75	30.5		106	4
	98BR7236*	1504	71.75	35.75	30.5		116	5

ORDERING NOTES:

Bullet desk/return legs are 10.5 in diameter. Bullet desks are available in 72" lengths only for KrugExpress. Laminate worksurfaces are available at a 10% upcharge.

 "P" Return, Post Leg	98PR7230L	2229	71.75	35.75	30.5		11	4
	98PR7230R	2229	71.75	35.75	30.5		112	4
	98PR7236L	2326	71.75	41.75	30.5		128	5
	98PR7236R*	2326	71.75	41.75	30.5		128	5
	98PR8430L	2525	83.75	35.75	30.5		128	4
	98PR8430R	2525	83.75	35.75	30.5		128	4
	98PR8436L	2598	83.75	41.75	30.5		142	5
	98PR8436R	2598	83.75	41.75	30.5		142	5

ORDERING NOTES:

Bullet desk/return legs are 10.5 in diameter. Bullet desks are available in 72" lengths only for KrugExpress. Laminate worksurfaces are available at a 10% upcharge.

ORDERING PROCEDURES

To order, please specify the following:

- 1) Krug product model number
- 2) Wood species and finish, see page 777
- 4) Pull style and finish, see page 781
- 5) Grommet location and style if applicable

* Indicates model illustrated by line drawing

CODE DESCRIPTION

0 - no pedestal
4 - full height pedestals
D - 2 file drawers
F - 2 box, 1 file drawer
L - left hand support position
R - right hand support position
CD - center drawer
OT - oversized top option
BT - bow top option
CC - corner credenza

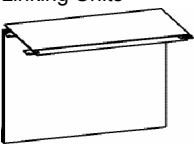
STANDARD FINISHES

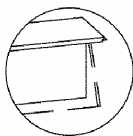
For a complete list of standard wood finishes please see page 777.

WIRING GROMMET

One rectangular black or one antique brass grommet in a standard position is optional at no charge. Please note grommet choice clearly on order form. Additional grommets are available at an upcharge of \$114 list.

STRATFORD | LINKING UNITS & CORNER UNITS

DESCRIPTION	MODEL	Cherry Walnut	W	D	H	KW	Shipping Weight	Cubes
	98LU3620H	1168	34.75	19.75	30.5		15	3
	98LU3624H	1204	34.75	23.75	30.5		16	3
	98LU4220H	1220	38.75	19.75	30.5		20	4
	98LU4224H*	1261	38.75	23.75	30.5		24	4
	98LU4820H	1286	44.75	19.75	30.5		29	4
	98LU4824H	1313	44.75	23.75	30.5		36	4



ORDERING NOTES:

Please note on order if picture frame molding is required on hinged modesty panel. Laminate worksurfaces are available at a 10% upcharge.

For wire management cut out option on modesty panel add \$165 list upcharge.

For hinged modesty panel upcharge insert Y afeter the C in the model number. e.g. 98CY7224LORF

	98LT3620H	578	34.75	19.75	1.25		15	2
	98LT3624H	585	34.75	23.75	1.25		16	2
	98LT4220H	601	38.75	19.75	1.25		20	2
	98LT4224H*	620	38.75	23.75	1.25		24	2
	98LT4820H	633	44.75	19.75	1.25		29	2
	98LT4824H	647	44.75	23.75	1.25		36	3

ORDERING NOTES:

Laminate worksurfaces are available at a 10% upcharge.

	98CU363620	2285	35.75	35.75	30.5	22.5	106	33
	98CU363624*	2285	35.75	35.75	30.5	17	106	33
	98CU424224	2511	41.75	41.75	30.5	25.5	131	41

ORDERING NOTES:

Laminate worksurfaces are available at a 10% upcharge. The x dimension on the 98CU363624 corner unit does not allow for an undersurface mounted keyboard or pencil drawer. Please specify a 98KBAC2110 with an extended mechanism if keyboard is required. See page 805.

DIMENSION KEY

W - width
D - depth
H - height of worksurface
KW - kneehole width

*Dimensions are in inches and approximate.
Contact Customer Service if dimensions are critical.

*See page 5 for KrugExpress program.

CODE DESCRIPTION

4 - full height pedestals
D - 2 file drawers
F - 2 box, 1 file drawer
L - left hand support position
R - right hand support position
CU - corner unit
LT - linking top
Lu - linking unit


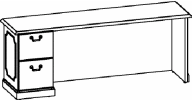
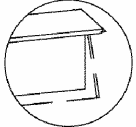
STANDARD FINISHES

For a complete list of standard wood finishes please see page 777.

WIRING GROMMET

One rectangular black or one antique brass grommet in a standard position is optional at no charge. Please note grommet choice clearly on order form. Additional grommets are available at an upcharge of \$114 list.

STRATFORD | CREDENZAS

DESCRIPTION	MODEL	Cherry Walnut	W	D	H	KW	Shipping	
							Weight	Cubes
	98S6624L0R0*	1848	65.75	23.75	30.5		121	32
	98S7224L0R0	2015	71.75	23.75	30.5		137	35
	98S7824L0R0	2191	77.75	23.75	30.5		153	38
 	98C66204LDR0	3233	65.75	19.75	30.5	46.5	163	33
	98C66204LFR0	3233	65.75	19.75	30.5	46.5	163	33
	98C66204L0RD	3233	65.75	19.75	30.5	46.5	163	33
	98C66204L0RF	3233	65.75	19.75	30.5	46.5	163	33
	98C66244LDR0	3234	65.75	23.75	30.5	46.5	171	38
	98C66244LFR0	3234	65.75	23.75	30.5	46.5	171	38
	98C66244L0RD	3234	65.75	23.75	30.5	46.5	171	38
	98C66244L0RF	3234	65.75	23.75	30.5	46.5	171	38
	98C72204LDR0	3260	71.75	19.75	30.5	52.5	179	36
	98C72204LFR0	3260	71.75	19.75	30.5	52.5	179	36
	98C72204L0RD	3260	71.75	19.75	30.5	52.5	179	36
	98C72204L0RF	3260	71.75	19.75	30.5	52.5	179	36
	98C72244LDR0	3285	71.75	23.75	30.5	52.5	187	41
	98C72244LFR0	3285	71.75	23.75	30.5	52.5	187	41
	98C72244L0RD	3285	71.75	23.75	30.5	52.5	187	41
	98C72244L0RF	3285	71.75	23.75	30.5	52.5	187	41
	98C78204LDR0*	3270	77.75	19.75	30.5	58.5	195	38
	98C78204LFR0	3270	77.75	19.75	30.5	58.5	195	38
	98C78204L0RD	3270	77.75	19.75	30.5	58.5	195	38
	98C78204L0RF	3270	77.75	19.75	30.5	58.5	195	38
	98C78244LDR0	3270	77.75	23.75	30.5	58.5	203	44
	98C78244LFR0	3270	77.75	23.75	30.5	58.5	203	44
	98C78244L0RD	3270	77.75	23.75	30.5	58.5	203	44
	98C78244L0RF	3270	77.75	23.75	30.5	58.5	203	44
	98C84204LDR0	3288	83.75	19.75	30.5	64.5	211	41
	98C84204LFR0	3288	83.75	19.75	30.5	64.5	211	41
	98C84204L0RD	3288	83.75	19.75	30.5	64.5	211	41
	98C84204L0RF	3288	83.75	19.75	30.5	64.5	211	41
	98C84244LDR0	3302	83.75	23.75	30.5	64.5	219	48
	98C84244LFR0	3302	83.75	23.75	30.5	64.5	219	48
	98C84244L0RD	3302	83.75	23.75	30.5	64.5	219	48
	98C84244L0RF	3302	83.75	23.75	30.5	64.5	219	48

ORDERING NOTES:

Please note on order if picture frame molding is required on hinged modesty panel. Laminate worksurfaces are available at a 10% upcharge.

For wire management cut out option on modesty panel add \$165 list upcharge.

For hinged modesty panel upcharge insert Y afeter the C in the model number. e.g. 98CY7224LORF

ORDERING PROCEDURES

To order, please specify the following:

- 1) Krug product model number
- 2) Wood species and finish, see page 777
- 4) Pull style and finish, see page 781
- 5) Grommet location and style if applicable

* Indicates model illustrated by line drawing

CODE DESCRIPTION

0 - no pedestal
 4 - full height pedestals
 D - 2 file drawers
 F - 2 box, 1 file drawer
 L - left hand support position
 R - right hand support position
 CD - center drawer
 OT - oversized top option
 BT - bow top option
 CC - corner credenza

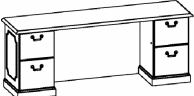
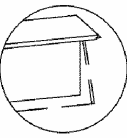
STANDARD FINISHES

For a complete list of standard wood finishes please see page 777.

WIRING GROMMET

One rectangular black or one antique brass grommet in a standard position is optional at no charge. Please note grommet choice clearly on order form. Additional grommets are available at an upcharge of \$114 list.

STRATFORD | CREDENZAS

DESCRIPTION	MODEL	Cherry Walnut	W	D	H	KW	Shipping Weight	Cubes
Double Pedestal Credenza	98C66204LDRD	3472	65.75	19.75	30.5	31.5	198	33
	98C66204LDRF	3472	65.75	19.75	30.5	31.5	198	33
	98C66204LFRD	3472	65.75	19.75	30.5	31.5	198	33
	98C66204LFRF	3472	65.75	19.75	30.5	31.5	198	33
	98C66244LDRD	3479	65.75	23.75	30.5	31.5	211	38
	98C66244LDRF	3479	65.75	23.75	30.5	31.5	211	38
	98C66244LFRD	3479	65.75	23.75	30.5	31.5	211	38
	98C66244LFRF	3479	65.75	23.75	30.5	31.5	211	38
	98C72204LDRD	3508	71.75	19.75	30.5	37.5	214	36
	98C72204LDRF	3508	71.75	19.75	30.5	37.5	214	36
	98C72204LFRD	3508	71.75	19.75	30.5	37.5	214	36
	98C72204LFRF	3508	71.75	19.75	30.5	37.5	214	36
	98C72244LDRD	3533	71.75	23.75	30.5	37.5	227	41
	98C72244LDRF	3533	71.75	23.75	30.5	37.5	227	41
	98C72244LFRD	3533	71.75	23.75	30.5	37.5	227	41
	98C72244LFRF	3533	71.75	23.75	30.5	37.5	227	41
	98C78204LDRD*	3565	77.75	19.75	30.5	43.5	230	38
	98C78204LDRF	3565	77.75	19.75	30.5	43.5	230	38
	98C78204LFRD	3565	77.75	19.75	30.5	43.5	230	38
	98C78204LFRF	3565	77.75	19.75	30.5	43.5	230	38
	98C78244LDRD	3597	77.75	23.75	30.5	43.5	243	44
	98C78244LDRF	3597	77.75	23.75	30.5	43.5	243	44
	98C78244LFRD	3597	77.75	23.75	30.5	43.5	243	44
	98C78244LFRF	3597	77.75	23.75	30.5	43.5	243	44
	98C84204LDRD	3602	83.75	19.75	30.5	49.5	246	41
	98C84204LDRF	3602	83.75	19.75	30.5	49.5	246	41
	98C84204LFRD	3602	83.75	19.75	30.5	49.5	246	41
	98C84204LFRF	3602	83.75	19.75	30.5	49.5	246	41
	98C84244LDRD	3612	83.75	23.75	30.5	49.5	259	48
	98C84244LDRF	3612	83.75	23.75	30.5	49.5	259	48
	98C84244LFRD	3612	83.75	23.75	30.5	49.5	259	48
	98C84244LFRF	3612	83.75	23.75	30.5	49.5	259	48

ORDERING NOTES:

Please note on order if picture frame molding is required on hinged modesty panel. Laminate worksurfaces are available at a 10% upcharge.

For wire management cut out option on modesty panel add \$165 list upcharge.

For hinged modesty panel upcharge insert Y afeter the C in the model number. e.g. 98CY7224LORF

DIMENSION KEY

W - width
D - depth
H - height of worksurface
KW - kneehole width

*Dimensions are in inches and approximate.
Contact Customer Service if dimensions are critical.

*See page 5 for KrugExpress program.

CODE DESCRIPTION

0 - no pedestal
4 - full height pedestals
D - 2 file drawers
F - 2 box, 1 file drawer
L - left hand support position
R - right hand support position
CD - center drawer
OT - oversized top option
BT - bow top option
CC - corner credenza

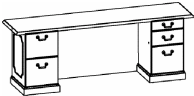
STANDARD FINISHES

For a complete list of standard wood finishes please see page 777.

WIRING GROMMET

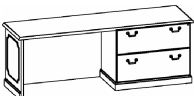
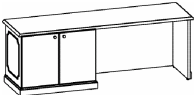
One rectangular black or one antique brass grommet in a standard position is optional at no charge. Please note grommet choice clearly on order form. Additional grommets are available at an upcharge of \$114 list.

STRATFORD | CREDENZAS

DESCRIPTION	MODEL	Cherry Walnut	W	D	H	KW	Shipping Weight	Cubes
	98C6620OT	214	71.75	19.75	-		15	-
	98C6624OT	214	71.75	23.75	-		15	-
	98C7220OT	214	77.75	19.75	-		15	-
	98C7224OT	214	77.75	23.75	-		15	-
	98C7820OT*	214	83.75	19.75	-		15	-
	98C7824OT	214	83.75	23.75	-		15	-

ORDERING NOTES:

In the 20" deep knee hole credenzas and/or shells the pencil drawer cannot be used. The oversized top option is only available on stand-alone double pedestal credenzas and cannot be used in conjunction with any other run-off connecting worksurfaces. Specifying the oversized top option increases the top width, increasing the left and right overhang measurement to 4 1/2". The front and rear overhang remains unchanged. Laminate worksurfaces are available at a 10% upcharge.

Lateral File or Bookcase Pedestal	98C6620LBR0	2951	65.75	19.75	30.5	25.75	204	33
	98C6620LFR0	2951	65.75	19.75	30.5	25.75	212	33
	98C6620LORB	2951	65.75	19.75	30.5	25.75	204	33
	98C6620LORF	2951	65.75	19.75	30.5	25.75	212	33
	98C6624LBR0	3010	65.75	23.75	30.5	25.75	211	38
	98C6624LFR0	3010	65.75	23.75	30.5	25.75	227	38
	98C6624LORB	3010	65.75	23.75	30.5	25.75	211	38
	98C6624LORF	3010	65.75	23.75	30.5	25.75	227	38
	98C7220LBR0	3077	71.75	19.75	30.5	31.75	228	36
	98C7220LFR0	3077	71.75	19.75	30.5	31.75	236	36
	98C7220LORB	3077	71.75	19.75	30.5	31.75	228	36
	98C7220LORF	3077	71.75	19.75	30.5	31.75	236	36
	98C7224LBR0	3145	71.75	23.75	30.5	31.75	235	41
	98C7224LFR0	3145	71.75	23.75	30.5	31.75	243	41
	98C7224LORB	3145	71.75	23.75	30.5	31.75	235	41
	98C7224LORF	3145	71.75	23.75	30.5	31.75	243	41
	98C8420LBR0	3232	83.75	19.75	30.5	43.75	256	41
	98C8420LFR0	3232	83.75	19.75	30.5	43.75	268	41
	98C8420LORB	3232	83.75	19.75	30.5	43.75	256	41
	98C8420LORF	3232	83.75	19.75	30.5	43.75	268	41
	98C8424LBR0	3300	83.75	23.75	30.5	43.75	267	48
	98C8424LFR0	3300	83.75	23.75	30.5	43.75	275	48
	98C8424LORB	3300	83.75	23.75	30.5	43.75	267	48
	98C8424LORF*	3300	83.75	23.75	30.5	43.75	275	48

ORDERING NOTES:

Please note on order if picture frame molding is required on hinged modesty panel. Laminate worksurfaces are available at a 10% upcharge. Bookcase pedestals include one adjustable shelf.

ORDERING PROCEDURES

To order, please specify the following:

- 1) Krug product model number
- 2) Wood species and finish, see page 777
- 4) Pull style and finish, see page 781
- 5) Grommet location and style if applicable

* Indicates model illustrated by line drawing

CODE DESCRIPTION

0 - no pedestal
 4 - full height pedestals
 D - 2 file drawers
 F - 2 box, 1 file drawer
 L - left hand support position
 R - right hand support position
 CD - center drawer
 OT - oversized top option
 BT - bow top option
 CC - corner credenza

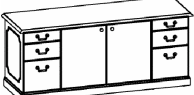
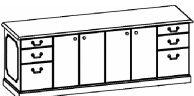
STANDARD FINISHES

For a complete list of standard wood finishes please see page 777.

WIRING GROMMET

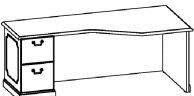
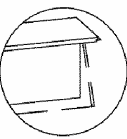
One rectangular black or one antique brass grommet in a standard position is optional at no charge. Please note grommet choice clearly on order form. Additional grommets are available at an upcharge of \$114 list.

STRATFORD | CREDENZAS

DESCRIPTION	MODEL	Cherry Walnut	W	D	H	KW	Shipping Weight	Cubes
 	98C66204FBCF	3984	65.75	19.75	30.5	25.75	250	33
	98C66204DBCD	3984	65.75	19.75	30.5	25.75	246	33
	98C66244FBCF	4050	65.75	23.75	30.5	25.75	263	38
	98C66244DBCD	4050	65.75	23.75	30.5	25.75	259	38
	98C72204FBCF	4172	71.75	19.75	30.5	25.75	266	36
	98C72204DBCD	4172	71.75	19.75	30.5	25.75	262	36
	98C72244FBCF*	4290	71.75	23.75	30.5	25.75	279	41
	98C72244DBCD	4290	71.75	23.75	30.5	25.75	275	41
	98C84204FBCF	4413	83.75	19.75	30.5	31.75	298	41
	98C84204DBCD	4413	83.75	19.75	30.5	31.75	294	41
	98C84244FBCF**	4533	83.75	23.75	30.5	31.75	311	48
	98C84244DBCD	4533	83.75	23.75	30.5	31.75	307	48

ORDERING NOTES:

Please note on order if picture frame molding is required on hinged modesty panel. Laminate worksurfaces are available at a 10% upcharge. Bookcase pedestals include one adjustable shelf.

 	98CC6624L4D	2774	65.75	35.75	30.5	37.5	184	55
	98CC6624R4D	2774	65.75	35.75	30.5	20.5	184	55
	98CC6624L4F	2774	65.75	35.75	30.5	20.5	184	55
	98CC6624R4F	2774	65.75	35.75	30.5	20.5	184	55
	98CC7224L4D*	2840	71.75	35.75	30.5	20.5	202	60
	98CC7224R4D	2840	71.75	35.75	30.5	20.5	202	60
	98CC7224L4F	2840	71.75	35.75	30.5	20.5	202	60
	98CC7224R4F	2840	71.75	35.75	30.5	20.5	202	60
	98CC7824L4D	2873	77.75	35.75	30.5	20.5	210	64
	98CC7824R4D	2873	77.75	35.75	30.5	20.5	210	64
	98CC7824L4F	2873	77.75	35.75	30.5	20.5	210	64
	98CC7824R4F	2873	77.75	35.75	30.5	20.5	210	64
	98CC8424L4D	2903	83.75	35.75	30.5	20.5	218	69
	98CC8424R4D	2903	83.75	35.75	30.5	20.5	218	69
	98CC8424L4F	2903	83.75	35.75	30.5	20.5	218	69
	98CC8424R4F	2903	83.75	35.75	30.5	20.5	218	69

ORDERING NOTES:

Corner credenzas allow for a 24" deep unit at the connecting end. Laminate worksurfaces are available at a 10% upcharge. For wire management cut out option on modesty panel add \$165 list upcharge
For hinged modesty panel upcharge insert Y after the C in the model number. e.g. 98CY7224LORF

DIMENSION KEY

W - width
D - depth
H - height of worksurface
KW - kneehole width

*Dimensions are in inches and approximate.
Contact Customer Service if dimensions are critical.

*See page 5 for KrugExpress program.

CODE DESCRIPTION

0 - no pedestal
4 - full height pedestals
D - 2 file drawers
F - 2 box, 1 file drawer
L - left hand support position
R - right hand support position
CD - center drawer
OT - oversized top option
BT - bow top option
CC - corner credenza

STANDARD FINISHES

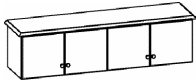
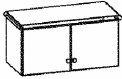
For a complete list of standard wood finishes please see page 777.

WIRING GROMMET

One rectangular black or one antique brass grommet in a standard position is optional at no charge. Please note grommet choice clearly on order form. Additional grommets are available at an upcharge of \$114 list.

STRATFORD | OVERHEADS & HUTCHES

DESCRIPTION	MODEL	Cherry Walnut	W	D	H	KW	Shipping	
							Weight	Cubes
Overheads with Wood Doors	98OH3616*	1286	35.75	16	16		53	8
	98OH4216	1367	41.75	16	16		57	9
	98OH4816	1421	47.75	16	16		77	10
	98OH5416	1537	53.75	16	16		81	11
	98OH6016	1657	59.75	16	16		88	12
	98OH6616**	1748	65.75	16	16		94	13
	98OH7216	1840	71.75	16	16		99	14



TACKBOARD Fabric Grades

		1	2	3	4	5	6	7	8	9	W	H	COM	WT
Tackboards for use with Overheads	98TBOH36	210	229	250	284	374	457	542	629	822	34	26	1.5	11
	98TBOH42	218	236	256	288	374	453	534	617	801	41.75	26	1.5	12
	98TBOH48	241	300	315	395	474	543	626	720	904	47.75	26	1.75	13
	98TBOH54	249	326	356	454	531	609	701	792	974	55.75	26	1.75	14
	98TBOH60	273	365	384	479	573	681	786	896	1078	61.75	26	2	15
	98TBOH66	301	408	403	232	339	461	564	687	872	67.75	26	2	16
	98TBOH72	330	505	526	698	859	868	998	1140	1322	74.75	26	2.25	19



ORDERING PROCEDURES

To order, please specify the following:

- 1) Krug product model number
- 2) Wood species and finish, see page 777
- 4) Pull style and finish, see page 781
- 5) Grommet location and style if applicable

* Indicates model illustrated by line drawing

CODE DESCRIPTION

OH - overhead unit
W - includes power/data/voice grommet
G - includes glass doors
Z - includes grill doors
PM - paper manager
TBOH- tackboard for overhead

STANDARD FINISHES

For a complete list of standard wood finishes please see page 777.

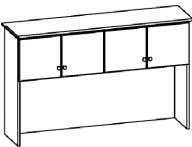
OVERHEADS

All overheads include installed tasklights and mounting hardware. Contact customer service for information about flush units. Tackboards must be ordered separately.

HUTCHES

Hutches include tasklights and a tackboard in grade 1 fabric. See page 796 for upcharges for grades 2-9.

STRATFORD | HUTCHES

DESCRIPTION	MODEL	Cherry Walnut	W	D	H	KW	Shipping Weight	Cubes
	5-Hi Hutch with Wood Doors							
	98HT601640	2579	59.75	16	40	23.5	150	26
	98HT661640*	2821	65.75	16	40	23.5	162	28
	98HT721640	3311	71.75	16	40	23.5	174	31
	98HT781640	3510	77.75	16	40	23.5	186	33
	98HT841640	3707	83.75	16	40	23.5	200	36

	6-Hi Hutch with Wood Doors							
	98HT601653	3136	59.75	16	53	23.5	200	34
	98HT661653*	3483	65.75	16	53	23.5	212	37
	98HT721653	3988	71.75	16	53	23.5	224	41
	98HT781653	4290	77.75	16	53	23.5	236	44
	98HT841653	4597	83.75	16	53	23.5	250	47

ORDERING NOTES:
Hutches are inset 1-1/2" on each side when sitting on the worksurface. Locks are available on wood door hutches and overheads at \$105 list per set of (2) doors.

	6-Hi Hutch with Clear Glass Doors							
	98HT601653G	3323	59.75	16	53	23.5	117	34
	98HT661653G*	3691	65.75	16	53	23.5	126	37
	98HT721653G	4225	71.75	16	53	23.5	135	41
	98HT781653G	4550	77.75	16	53	23.5	146	44
	98HT841653G	4871	83.75	16	53	23.5	154	47


ORDERING NOTES:
All shelves in glass door hutches are 1/4" thick glass. Hutches are inset 1-1/2" on each side when sitting on the worksurface.

	6-Hi Hutch with Grill Doors							
	98HT601653Z	3781	59.75	16	53	23.5	150	34
	98HT661653Z*	4129	65.75	16	53	23.5	162	37
	98HT721653Z	4634	71.75	16	53	23.5	174	41
	98HT781653Z	4935	77.75	16	53	23.5	186	44
	98HT841653Z	5241	83.75	16	53	23.5	200	47

ORDERING NOTES:
All shelves in grill door hutches are 1/4" thick glass. This Hutch includes a factory installed tasklight and a tackboard in Grade 1 fabric. Grill doors are NOT available on KrugExpress. Hutches are inset 1-1/2" on each side when sitting on the worksurface.


<p>DIMENSION KEY W - width D - depth H - height of worksurface KW - kneehole width</p> <p>*Dimensions are in inches and approximate. Contact Customer Service if dimensions are critical. *See page 5 for KrugExpress program.</p>	<p>CODE DESCRIPTION OH - overhead unit W - includes power/data/voice grommet G - includes glass doors Z - includes grill doors PM - paper manager TBOH- tackboard for overhead</p>	<p>STANDARD FINISHES For a complete list of standard wood finishes please see page 777.</p> <p>OVERHEADS All overheads include installed tasklights and mounting hardware. Contact customer service for information about flush units. Tackboards must be ordered separately.</p> <p>HUTCHES Hutches include tasklights and a tackboard in grade 1 fabric. See page 796 for upcharges for grades 2-9.</p>
---	---	--

STRATFORD | HUTCHES

DESCRIPTION	MODEL	Cherry Walnut	W	D	H	KW	Shipping	
							Weight	Cubes
6-Hi Full Height Hutch with Clear Glass Doors 	98HT60165301G	3656	59.75	16	53		200	34
	98HT66165301G*	4059	65.75	16	53		212	37
	98HT72165301G	4648	71.75	16	53		224	41
	98HT78165301G	5003	77.75	16	53		232	44
	98HT84165301G	5358	83.75	16	53		250	47


ORDERING NOTES:

All shelves in glass door hutches are 1/4" thick glass. Hutches are inset 1-1/2" on each side when sitting on the worksurface.

6-Hi Full Height Hutch with Grill Doors 	98HT60165301Z	4287	59.75	16	53		190	34
	98HT66165301Z*	4540	65.75	16	53		202	37
	98HT72165301Z	5096	71.75	16	53		212	41
	98HT78165301Z	5429	77.75	16	53		222	44
	98HT84165301Z	5763	83.75	16	53		240	47

ORDERING NOTES:

All shelves in grill door hutches are 1/4" thick glass. Grill doors are NOT available on KrugExpress. Hutches are inset 1-1/2" on each side when sitting on the worksurface.

Paper Managers 	98PM18132001	1245	16.5	13	19.5		15	4
---	--------------	------	------	----	------	--	----	---

ORDERING PROCEDURES

To order, please specify the following:

- 1) Krug product model number
- 2) Wood species and finish, see page 777
- 4) Pull style and finish, see page 781
- 5) Grommet location and style if applicable

* Indicates model illustrated by line drawing

CODE DESCRIPTION

OH - overhead unit
W - includes power/data/voice grommet
G - includes glass doors
Z - includes grill doors
PM - paper manager
TBOH- tackboard for overhead

STANDARD FINISHES

For a complete list of standard wood finishes please see page 777.

OVERHEADS

All overheads include installed tasklights and mounting hardware. Contact customer service for information about flush units. Tackboards must be ordered separately.

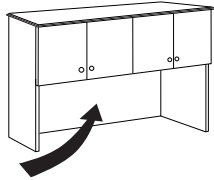
HUTCHES

Hutches include tasklights and a tackboard in grade 1 fabric. See page 796 for upcharges for grades 2-9.

Hutch tackboard upgrade chart

Use this chart to find the upcharge for tackboard fabrics graded 2–9 and add it to the cost of the hutch.

Fabric grades can be referenced on page 5.



	fabric grades								
	2	3	4	5	6	7	8	9	COM
65" hutch tackboard	95	204	296	396	491	586	683	893	2
71" hutch tackboard	106	231	337	448	558	665	771	982	2.25
78" hutch tackboard	127	273	403	540	668	796	927	1139	2.5
84" hutch tackboard	153	323	507	669	836	978	1051	1264	2.5
91" hutch tackboard	180	374	553	733	910	977	1268	1482	2.75

On single piece hutches, the yardage requirement for two tackboards is the same as for one tackboard. Please keep this in mind when ordering more than one tackboard. For example, if the number of tackboards required is 7 and the COM requirement for 1 tackboard is 1.5 yards, the calculation for COM yardage is as follows: 4.5 yards are required for 6 tackboards + 1.5 yards for the 7th tackboard for a total of 6 yards. In the case of an even number of tackboards, divide the number of tackboards required by 2 and multiply that number by the COM requirement on the chart. The fabric must be at least 54" wide in order to qualify for this procedure. If the fabric is less than 54" wide, the COM yardage listed on the chart is the amount required for each tackboard.

COM Yardage Calculation Chart of Tackboards

Quantity of Tackboards Required (example: 60")	Number of Yards Required per Tackboard (example: 60")	Number of Yards Required in Total (example: 60")
one	2 yards	2
two	2 yards	2
three	2 yards	4
four	2 yards	4
five	2 yards	6
six	2 yards	6
seven	2 yards	8
eight	2 yards	8
nine	2 yards	10
ten	2 yards	10

DIMENSION KEY

W - width
D - depth
H - height of worksurface
KW - kneehole width

*Dimensions are in inches and approximate.
Contact Customer Service if dimensions are critical.


*See page 5 for KrugExpress program.

CODE DESCRIPTION

PM — paper manager

STRATFORD | KEYBOARDS & PENCIL DRAWERS

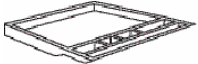
DESCRIPTION	MODEL	Cherry Walnut	W	D	H	KW	Shipping Weight	Cubes
Articulating Keyboard Tray with Palm Rest and Mouse Tray/Extended Mechanism	98KBAMT1912	483	-	-	-		20	2



ORDERING NOTES:

This unit comes with a lever free arm keyboard support. This unit is a granite color.


Pencil Drawer	98PD2116	410	-	-	-		2	1
---------------	----------	-----	---	---	---	--	---	---



Wire Management Cover	98WM72	104	-	-	-		3	7
-----------------------	--------	-----	---	---	---	--	---	---



Velcro Wire Management	98WM4	32	-	-	-		1	1
------------------------	-------	----	---	---	---	--	---	---



Grommets	98PDVM	298	-	-	-		1	1
----------	--------	-----	---	---	---	--	---	---



ORDERING NOTES:

This grommet is only available in black.

ORDERING PROCEDURES

To order, please specify the following:

- 1) Krug product model number
- 2) Wood species and finish, see page 777
- 4) Pull style and finish, see page 781
- 5) Grommet location and style if applicable

* Indicates model illustrated by line drawing

CODE DESCRIPTION

PD - pencil drawer
WM - wire management
PDVM - power/data/voice grommet


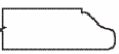
STANDARD FINISHES

For a complete list of standard wood finishes please see page 777.

BRASS FINISH


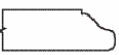
Standard grommets and pop-up grommets are available in black or brass finishes.

STRATFORD | MODULAR COMPONENTS

DESCRIPTION	MODEL	Cherry Walnut	W	D	H	KW	Shipping	
							Weight	Cubes
Tops for 2-Hi Modular Storage 	98TP6020	821	59.75	19.75	29.25	45	2	
	98TP6024	867	59.75	23.75	1.25	52	-	
	98TP6320	885	62.75	19.75	1.25	48	2	
	98TP6324	897	62.75	23.75	1.25	51	3	
	98TP6620*	909	65.75	19.75	1.25	53	3	
	98TP6624	951	65.75	23.75	1.25	61	3	
	98TP6920	966	68.75	19.75	1.25	57	3	
	98TP6924	984	68.75	23.75	1.25	61	3	
	98TP7220	994	71.75	19.75	1.25	63	3	
	98TP7224	1030	71.75	23.75	1.25	65	3	
	98TP7520	1038	74.75	19.75	1.25	67	3	
	98TP7524	1062	74.75	23.75	1.25	70	3	
	98TP7820	1072	77.75	19.75	1.25	71	3	
	98TP7824	1110	77.75	23.75	1.25	73	3	
	98TP8420	1145	83.75	19.75	1.25	76	3	
	98TP8424	1179	83.75	23.75	1.25	78	4	
	98TP9020	1213	89.75	19.75	1.25	81	3	
	98TP9024	1247	89.75	23.75	1.25	86	4	
	98TP9220	1257	91.75	19.75	1.25	85	3	
	98TP9224	1275	91.75	23.75	1.25	89	4	
	98TP9620	1279	95.75	19.75	1.25	88	4	
	98TP9624	1317	95.75	23.75	1.25	92	4	

ORDERING NOTES:

A half gable is required on any open span greater than 48" that does not have a modesty panel.
Standard 98TP tops have profile on three sides. They are designed to be flush on the back edge.

Tops with one Cove End 	98TPR6020L	821	59.75	19.75	1.25	45	2	
	98TPR6020R	821	59.75	19.75	1.25	45	2	
	98TPR6024L	867	59.75	23.75	1.25	52	3	
	98TPR6024R	867	59.75	23.75	1.25	52	3	
	98TPR6620L	909	65.75	19.75	1.25	53	3	
	98TPR6620R*	909	65.75	19.75	1.25	53	3	
	98TPR6624L	951	65.75	23.75	1.25	61	3	
	98TPR6624R	951	65.75	23.75	1.25	61	3	
	98TPR7220L	994	71.75	19.75	1.25	63	3	
	98TPR7220R	994	71.75	19.75	1.25	63	3	
	98TPR7224L	1030	71.75	23.75	1.25	65	3	
	98TPR7224R	1030	71.75	23.75	1.25	65	3	

ORDERING NOTES:

A half gable is required on any open span greater than 48" that does not have a modesty panel.
Standard 98TP tops have profile on three sides. They are designed to be flush on the back edge.

DIMENSION KEY

W - width
D - depth
H - height of worksurface
KW - kneehole width

*Dimensions are in inches and approximate.
Contact Customer Service if dimensions are critical.

*See page 5 for KrugExpress program.

CODE DESCRIPTION

TP - modular top with standard profile
TPR - modular top for run-offs with one cove connecting end
TPI - modular top with inverted profile
ST - freestanding storage
STM - modular storage
WRM - modular wardrobe
G - includes glass doors
D - 2 file drawers
F - 2 box, 1 file drawer

STANDARD FINISHES

For a complete list of standard wood finishes please see page 777.



OPEN SPANS

It is not recommended that modular units be combined together to create open spans greater than 60".

STORAGE

Freestanding storage has finished, profiled tops and base molding on three sides. Modular storage does not have finished tops (they must be ordered separately) and base molding is only across the front.


STRATFORD | MODULAR COMPONENTS

DESCRIPTION	MODEL	Cherry Walnut	W	D	H	KW	Shipping Weight	Cubes
Tops with one Coved End, Continued  	98TPR7820L	1072	77.75	19.75	1.25		71	3
	98TPR7820R	1072	77.75	19.75	1.25		71	3
	98TPR7824L	1110	77.75	23.75	1.25		73	3
	98TPR7824R	1110	77.75	23.75	1.25		73	3
	98TPR8420L	1145	83.75	19.75	1.25		76	3
	98TPR8420R	1145	83.75	19.75	1.25		76	3
	98TPR8424L*	1179	83.75	23.75	1.25		78	4
	98TPR8424R	1179	83.75	23.75	1.25		78	4
	98TPR9020L	1213	89.75	19.75	1.25		81	3
	98TPR9020R	1213	89.75	19.75	1.25		81	3
	98TPR9024L	1247	89.75	23.75	1.25		86	4
	98TPR9024R	1247	89.75	23.75	1.25		86	4
	98TPR9620L	1279	95.75	19.75	1.25		88	4
	98TPR9620R	1279	95.75	19.75	1.25		88	4
	98TPR9624L	1317	95.75	23.75	1.25		92	4
	98TPR9624R	1317	95.75	23.75	1.25		92	4

ORDERING NOTES:

A half gable is required on any open span greater than 48" that does not have a modesty panel.
Standard 98TP tops have profile on three sides. They are designed to be flush on the back edge.

Modular Pedestal 	98P1620304D**	1278	15.75	19.75	29.25		68	6
	98P1624304D	1376	15.75	23.75	29.25		73	8
	98P1620304F*	1371	15.75	19.75	29.25		70	6
	98P1624304F	1468	15.75	23.75	29.25		75	8



ORDERING NOTES:

Modular storage units do not have finished tops and are intended to be combined with 98TP tops. Modular storage unit backs are finished.

ORDERING PROCEDURES

To order, please specify the following:

- 1) Krug product model number
- 2) Wood species and finish, see page 777
- 4) Pull style and finish, see page 781
- 5) Grommet location and style if applicable

* Indicates model illustrated by line drawing

CODE DESCRIPTION

TP - modular top with standard profile
 TPR - modular top for run-offs with one coved connecting end
 TPI - modular top with inverted profile
 ST - freestanding storage
 STM - modular storage
 WRM - modular wardrobe
 G - includes glass doors
 D - 2 file drawers
 F - 2 box, 1 file drawer

STANDARD FINISHES

For a complete list of standard wood finishes please see page 777.

OPEN SPANS

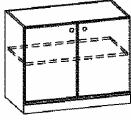
It is not recommended that modular units be combined together to create open spans greater than 60".

STORAGE

Freestanding storage has finished, profiled tops and base molding on three sides. Modular storage does not have finished tops (they must be ordered separately) and base molding is only across the front.

STRATFORD | MODULAR COMPONENTS


DESCRIPTION	MODEL	Cherry Walnut	W	D	H	KW	Shipping Weight	Cubes
Modular Bookcase Pedestal	98STM30203011	1462	29.75	19.75	29.25		105	13
	98STM36203011	1556	35.75	19.75	29.25		109	15
	98STM30243011*	1507	29.75	19.75	29.25		113	15
	98STM36243011	1607	35.75	19.75	29.25		117	18



ORDERING NOTES:

Modular storage units do not have finished tops and are intended to be combined with 98TP tops. Modular storage unit backs are finished. Locks may be added to the bookcase doors at a \$105 list upcharge.

Modular Lateral File Pedestal	98STM30203001	1746	29.75	19.75	29.25		113	13
	98STM36203001	1844	35.75	19.75	29.25		117	15
	98STM30243001*	1796	29.75	19.75	29.25		121	15
	98STM36243001	1896	35.75	19.75	29.25		129	18



ORDERING NOTES:

Modular storage units do not have finished tops and are intended to be combined with 98TP tops. Modular storage unit backs are finished.

Modular End Panel Support	98LB2030L	576	12	19.75	29.25		35	2
	98LB2430L*	605	12	23.75	29.25		37	2
	98LB2030R	576	12	19.75	29.25		35	2
	98LB2430R	605	12	23.75	29.25		37	2



Modular Hinged Modesty Panel	98MPY72	583	37.5	-	30.5		42	3
	98MPY78*	607	43.5	-	30.5		50	3
	98MPY84	626	49.5	-	30.5		60	3



DIMENSION KEY

W - width
D - depth
H - height of worksurface
KW - kneehole width

*Dimensions are in inches and approximate.
Contact Customer Service if dimensions are critical.

*See page 5 for KrugExpress program.

CODE DESCRIPTION

TP - modular top with standard profile
TPR - modular top for run-offs with one covered connecting end
TPI - modular top with inverted profile
ST - freestanding storage
STM - modular storage
WRM - modular wardrobe
G - includes glass doors
D - 2 file drawers
F - 2 box, 1 file drawer

STANDARD FINISHES

For a complete list of standard wood finishes please see page 777.

OPEN SPANS


It is not recommended that modular units be combined together to create open spans greater than 60".

STORAGE

Freestanding storage has finished, profiled tops and base molding on three sides. Modular storage does not have finished tops (they must be ordered separately) and base molding is only across the front.

STRATFORD | MODULAR COMPONENTS

DESCRIPTION	MODEL	Cherry Walnut	W	D	H	KW	Shipping	
							Weight	Cubes
Mobile Pedestals	98MP1620294D*	1474	15.75	20	29		78	6
	98MP1620294F**	1566	15.75	20	29		80	6



ORDERING PROCEDURES

To order, please specify the following:

- 1) Krug product model number
- 2) Wood species and finish, see page 777
- 4) Pull style and finish, see page 781
- 5) Grommet location and style if applicable

* Indicates model illustrated by line drawing

CODE DESCRIPTION

TP - modular top with standard profile
TPR - modular top for run-offs with one coved connecting end
TPI - modular top with inverted profile
ST - freestanding storage
STM - modular storage
WRM - modular wardrobe
G - includes glass doors
D - 2 file drawers
F - 2 box, 1 file drawer

STANDARD FINISHES

For a complete list of standard wood finishes please see page 777.

OPEN SPANS

It is not recommended that modular units be combined together to create open spans greater than 60".

STORAGE

Freestanding storage has finished, profiled tops and base molding on three sides. Modular storage does not have finished tops (they must be ordered seperately) and base molding is only across the front.

STRATFORD

Ordering modular storage with 98TP tops

30" high modular storage units are created by combining 98TP modular tops and modular bases. The top profile on a 98TP matches that of all other 30" high Stratford products including desks and credenzas. For example:



One 98TP-9024 modular top.
Two 98STM-302430-11 modular bookcase pedestals.
One 98STM-302430-01 modular lateral file pedestal.

The modular components can be used together to create a variety of custom storage.

Ordering modular storage with 98TPR tops

30" high modular run-off units are created by combining 98TPR modular tops and modular bases. For example:



One 98TPR-6624 modular top.
One 98STM-302430-01 modular lateral file pedestal. One 98P-162430-4F modular B/B/F pedestal.

The modular components can be used together to create a variety of custom run-off units.

Modular Top and Storage Flush Combinations

Use this guide of recommendations to create flush units with modular tops and storage.



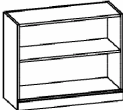
TOP SIZE	PEDESTAL COMBINATIONS THAT FIT FLUSH	LEFT/RIGHT OVERHANG
2-hi modular storage		
98TP-63	(2) 30" wide pedestals	1 1/2"
98TP-69	(1) 30" wide pedestal and (1) 36" wide	1 1/2"
98TP-75	pedestal (2) 36" wide pedestals	1 1/2"
98TP-92	(3) 30" wide pedestals	1 1/2"

DIMENSION KEY

W - width
D - depth
H - height of worksurface
KW - kneehole width

*Dimensions are in inches and approximate.
Contact Customer Service if dimensions are critical.
*See page 5 for KrugExpress program.

STRATFORD | MODULAR COMPONENTS

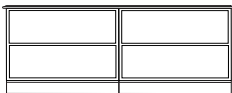
DESCRIPTION	MODEL	Cherry Walnut	W	D	H	KW	Shipping	
							Weight	Cubes
Top for 2-Hi Modular Bookcases 	98TP7516	831	74.75	16	1.25		55	2
								
2-Hi Modular Bookcase 	98BCM361630	1100	35.75	16	29.25		91	12

ORDERING NOTES:
Modular bookcases do not have finished tops and are inteded to be combined with 98TP tops.

Ordering modular bookcases with 98TP tops
30'' high modular bookcases can be created by combining modular tops and bookcase units.




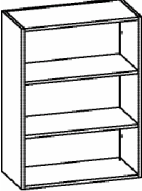

One 98TP-7516 modular top.
Two 98BCM-3616-30 modular bookcases.



The modular components can be
used together to create custom storage.

ORDERING PROCEDURES To order, please specify the following: 1) Krug product model number 2) Wood species and finish, see page 777 4) Pull style and finish, see page 781 5) Grommet location and style if applicable * Indicates model illustrated by line drawing	CODE DESCRIPTION G - includes glass doors BC - bookcase BCM- modular bookcase TPI- modular bookcase top	STANDARD FINISHES For a complete list of standard wood finishes please see page 777. WIRING GROMMET One rectangular grommet in a standard position is optional at no charge. Additional rectangular grommets are available at an upcharge of \$100 list.
---	--	---

STRATFORD | MODULAR COMPONENTS

DESCRIPTION	MODEL	Cherry Walnut	W	D	H	KW	Shipping Weight	Cubes
3-Hi Modular Bookcase Tops 	98TPI6216-3HI	824	59.75	15.75	1.25		43	3
	98TPI7416-3HI	831	72.75	15.75	1.25		51	3
	98TPI9216-3HI*	836	89.75	15.75	1.25		79	4
	98TPI9716-3HI	844	95.75	15.75	1.25		92	4
3-Hi Modular Bookcase Pier, No Base Molding 	98PRM301640	1217	29.5	15.75	39.25		120	22
	98PRM361640	1247	35.75	15.75	39.25		135	26
3-Hi Modular Closed Bookcase Pier, No Base Molding 	98PRM30164011	1462	29.5	15.75	39.25		135	22
	98PRM36164011	1515	35.75	15.75	39.25		150	26

DIMENSION KEY

W - width
 D - depth
 H - height of worksurface
 KW - kneehole width

*Dimensions are in inches and approximate.
 Contact Customer Service if dimensions are critical.

*See page 5 for KrugExpress program.

CODE DESCRIPTION

0 - no pedestal
 4 - full height pedestals
 D - 2 file drawers
 F - 2 box, 1 file drawer
 L - left hand support position
 R - right hand support position
 CD - center drawer
 OT - oversized top option
 BT - bow top option
 CC - corner credenza



STANDARD FINISHES


For a complete list of standard wood finishes please see page 777.

WIRING GROMMET

One rectangular black or one antique brass grommet in a standard position is optional at no charge. Please note grommet choice clearly on order form. Additional grommets are available at an upcharge of \$114 list.


STRATFORD | MODULAR COMPONENTS

DESCRIPTION	MODEL	Cherry Walnut	W	D	H	KW	Shipping	
							Weight	Cubes
Top for 5-Hi Modular Bookcases 	98TPI7416	831	73.75	16	1.25		55	2
 ORDERING NOTES: This bookcase has a 1" overhang on the left and right sides. There is no overhang on the back edge. Profile of 98TPI tops are inverted.								


5-Hi Modular Bookcase 	98BCM361671	1512	35.75	16	69.75		158	27
ORDERING NOTES: Modular bookcases do not have finished tops and are intended to be combined with 98TPI tops.								

Ordering modular bookcases with 98TPI tops

71" high modular bookcases can be created by combining modular tops and bookcase units.



One 98TPI-7416 modular top.
Two 98BCM-3616-71 modular bookcases.



The modular components can be used together to create custom storage.

ORDERING PROCEDURES

To order, please specify the following:

- 1) Krug product model number
- 2) Wood species and finish, see page 777
- 4) Pull style and finish, see page 781
- 5) Grommet location and style if applicable

* Indicates model illustrated by line drawing

CODE DESCRIPTION

G - includes glass doors
BC - bookcase
BCM- modular bookcase
TPI- modular bookcase top

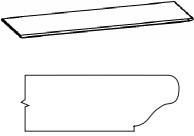
STANDARD FINISHES

For a complete list of standard wood finishes please see page 777.

WIRING GROMMET

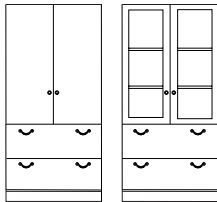
One rectangular grommet in a standard position is optional at no charge. Additional rectangular grommets are available at an upcharge of \$114 list.

STRATFORD | MODULAR COMPONENTS

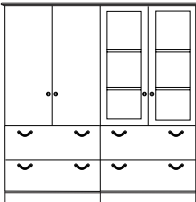
DESCRIPTION	MODEL	Cherry Walnut	W	D	H	KW	Shipping Weight	Cubes
<div>Tops for 5-Hi Modular Storage</div> <div></div>	98TPI6220	821	61.75	19.75	1.25		45	2
	98TPI6224	867	61.75	23.75	1.25		52	2
	98TPI6820	909	67.75	19.75	1.25		53	3
	98TPI6824	951	67.75	23.75	1.25		61	3
	98TPI7420*	994	73.75	19.75	1.25		63	3
	98TPI7424	1030	73.75	23.75	1.25		65	3
	98TPI9220	1213	91.75	19.75	1.25		71	3
	98TPI9224	1247	91.75	23.75	1.25		73	3
ORDERING NOTES: Profile of 98TPI tops are inverted.								

Ordering modular storage with 98TPI tops

71 high modular storage units are created by combining 98TPI modular tops and modular bases. The top profile on a 98TPI matches that of all other 71 high Stratford products including hutches and freestanding storage. For example:



One 98TPI-7424 modular top.
One 98STM-362471-04G modular storage. One 98STM-362471-04 modular storage.



The modular components can be used together to create a variety of custom storage.

Modular Top and Storage Flush Combinations

Use this guide of recommendations to create flush units with modular tops and storage. **TOP SIZEPEDESTAL COMBINATIONS THAT FIT FLUSH**

LEFT/RIGHT OVERHANG

5-hi modular storage

98TPI-62	(2) 30 wide pedestals	1
98TPI-68	(2) 30 wide pedestals and (1) 36 wide pedestal	1
98TPI-74	(2) 36 wide pedestals	1
98TPI-92	(3) 30 wide pedestals	1

Pot light option for modular storage

Upcharge 500

The factory installed pot light option is available on any glass door or grill door modular storage unit at an upcharge of \$500.


The light is mounted through the top of the storage unit and the modular top and activated by a switch located on the light inside the case.

Please add the upcharge shown to storage price and specify pot light option on your order.

A drawing showing assembled configuration of all modular storage must be provided when ordering the pot light option to accurately determine grommet locations.

DIMENSION KEY W - width D - depth H - height of worksurface KW - kneehole width *Dimensions are in inches and approximate. Contact Customer Service if dimensions are critical. *See page 5 for KrugExpress program.	CODE DESCRIPTION TP - modular top with standard profile TPR - modular top for run-offs with one coved connecting end TPI - modular top with inverted profile ST - freestanding storage STM - modular storage WRM - modular wardrobe G - includes glass doors D - 2 file drawers F - 2 box, 1 file drawer	STANDARD FINISHES For a complete list of standard wood finishes please see page 777. OPEN SPANS It is not recommended that modular units be combined together to create open spans greater than 60". STORAGE Freestanding storage has finished, profiled tops and base molding on three sides. Modular storage does not have finished tops (they must be ordered seperately) and base molding is only across the front.
---	--	---

STRATFORD | MODULAR COMPONENTS

DESCRIPTION	MODEL	Cherry Walnut	W	D	H	KW	Shipping Weight	Cubes
2 Lateral Files, 3 Open Shelves 	98STM30207103	3156	29.75	19.75	69.75		198	28
	98STM36207103	3235	35.75	19.75	69.75		208	34
	98STM30247103*	3197	29.75	23.75	69.75		208	34
	98STM36247103	3277	35.75	23.75	69.75		218	40


ORDERING NOTES:

Modular storage units do not have finished tops and are intended to be combined with 98TP tops. Modular storage unit backs are finished.

2 Lateral File, 3 Closed Shelves 	98STM30207104	3532	29.75	19.75	69.75		206	28
	98STM36207104	3613	35.75	19.75	69.75		216	34
	98STM30247104*	3570	29.75	23.75	69.75		216	34
	98STM36247104	3655	35.75	23.75	69.75		226	40

ORDERING NOTES:

Modular storage units do not have finished tops and are intended to be combined with 98TP tops. Modular storage unit backs are finished. Locks may be added to the bookcase doors at a \$105 list upcharge.

2 Lateral Files, 3 Closed Clear Glass Doors 	98STM30207104G	3726	29.75	19.75	69.75		216	28
	98STM36207104G	3807	35.75	19.75	69.75		226	34
	98STM30247104G*	3763	29.75	23.75	69.75		226	34
	98STM36247104G	3849	35.75	23.75	69.75		236	40

ORDERING NOTES:

All shelves in glass door bokcases are 1/4" thick glass. Modular pedestals do not have finished tops and are intended to be combined with 98TP tops. Modular pedestal backs are finished. This item is NOT available on KrugExpress.

ORDERING PROCEDURES

To order, please specify the following:

- 1) Krug product model number
- 2) Wood species and finish, see page 777
- 4) Pull style and finish, see page 781
- 5) Grommet location and style if applicable

* Indicates model illustrated by line drawing

CODE DESCRIPTION

TP - modular top with standard profile
 TPR - modular top for run-offs with one coved connecting end
 TPI - modular top with inverted profile
 ST - freestanding storage
 STM - modular storage
 WRM - modular wardrobe
 G - includes glass doors
 D - 2 file drawers
 F - 2 box, 1 file drawer

STANDARD FINISHES

For a complete list of standard wood finishes please see page 777.

OPEN SPANS


It is not recommended that modular units be combined together to create open spans greater than 60".

STORAGE

Freestanding storage has finished, profiled tops and base molding on three sides. Modular storage does not have finished tops (they must be ordered separately) and base molding is only across the front.

STRATFORD | MODULAR COMPONENTS


DESCRIPTION	MODEL	Cherry Walnut	W	D	H	KW	Shipping Weight	Cubes
2 Lateral Files, 3 Closed Grill Doors	98STM30207104Z	4372	29.75	19.75	69.75		206	28
	98STM36207104Z	4452	35.75	19.75	69.75		216	34
	98STM30247104Z*	4408	29.75	23.75	69.75		216	34
	98STM36247104Z	4493	35.75	23.75	69.75		226	40



ORDERING NOTES:

All shelves in glass door bokcases are 1/4" thick glass. Modular pedestals do not have finished tops and are intended to be combined with 98TP tops. Modular pedestal backs are finished. This item is NOT available on KrugExpress.

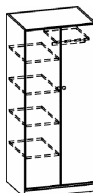
5 Closed Shelves	98STM30207111	2958	29.75	19.75	69.75		225	28
	98STM30247111	2947	29.75	19.75	69.75		235	34
	98STM36207111*	2989	35.75	23.75	69.75		245	34
	98STM36247111	3028	35.75	23.75	69.75		255	40



ORDERING NOTES:

Modular storage units do not have finished tops and are intended to be combined with 98TP tops. Modular storage unit backs are finished.

5 Closed Shelves Left, Closed Wardrobe Right	98WRM30247101	2741	29.75	19.75	69.75		225	34
	98WRM36247101*	2850	35.75	23.75	69.75		245	40



ORDERING NOTES:

Modular storage units do not have finished tops and are intended to be combined with 98TP tops. Modular storage unit backs are finished.

DIMENSION KEY

W - width
D - depth
H - height of worksurface
KW - kneehole width

*Dimensions are in inches and approximate. Contact Customer Service if dimensions are critical.

*See page 5 for KrugExpress program.

CODE DESCRIPTION

TP - modular top with standard profile
TPR - modular top for run-offs with one covered connecting end
TPI - modular top with inverted profile
ST - freestanding storage
STM - modular storage
WRM - modular wardrobe
G - includes glass doors
D - 2 file drawers
F - 2 box, 1 file drawer

STANDARD FINISHES

For a complete list of standard wood finishes please see page 777.

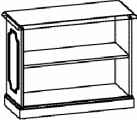
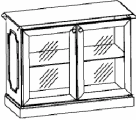
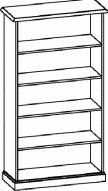
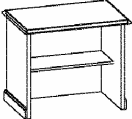
OPEN SPANS

It is not recommended that modular units be combined together to create open spans greater than 60".

STORAGE

Freestanding storage has finished, profiled tops and base molding on three sides. Modular storage does not have finished tops (they must be ordered separately) and base molding is only across the front.

STRATFORD | BOOKCASES


DESCRIPTION	MODEL	Cherry Walnut					Shipping	
			W	D	H	KW	Weight	Cubes
2-Hi Open	98BC361630	1372	35.75	16	30.5		91	12
	ORDERING NOTES: This 30.25" high bookcase has a 1-1/2" overhang on the left and right sides. There is no overhang on the back edge.							
2-Hi with Clear Glass Doors	98BC36163011G	1453	35.75	16	30.5		101	12
	ORDERING NOTES: This 30.25" high bookcase has a 1-1/2" overhang on the left and right sides. There is no overhang on the back edge. The glass shelf is 1/4" thick and adjustable. This item is NOT available on KrigExpress.							
Open Bookcase	98BC361657	1742	35.75	16	57		115	22
	98BC361671*	1887	35.75	16	70.5		166	27
	ORDERING NOTES: This bookcase has a 1" overhang on the left and right sides. There is no overhang on the back edge.							
Computer Stand	98TH3624	1926	35.75	23.75	30.5		61	22
	98TH4824*	2119	47.75	23.75	30.5		82	28
	ORDERING NOTES: The computer stand includes a grommet in the back panel.							
ORDERING PROCEDURES To order, please specify the following: <ol style="list-style-type: none"> 1) Krug product model number 2) Wood species and finish, see page 777 4) Pull style and finish, see page 781 5) Grommet location and style if applicable * Indicates model illustrated by line drawing			CODE DESCRIPTION G - includes glass doors BC - bookcase BCM- modular bookcase TPI- modular bookcase top			STANDARD FINISHES For a complete list of standard wood finishes please see page 777.		
						WIRING GROMMET One rectangular black or one antique brass grommet in a standard position is optional at no charge. Please note grommet choice clearly on order form. Additional grommets are available at an upcharge of \$100 list.		

STRATFORD | FREESTANDING STORAGE

DESCRIPTION	MODEL	Cherry Walnut	W	D	H	KW	Shipping Weight	Cubes
2 Lateral Files	98ST30203001*	2395	29.75	19.75	30.5		140	13
	98ST36203001	2484	35.75	19.75	30.5		145	15
	98ST30243001	2424	29.75	19.75	30.5		145	15
	98ST36243001	2521	35.75	19.75	30.5		150	18




2 Closed Shelves	98ST30203011*	1830	29.75	19.75	30.5		100	13
	98ST36203011	1889	35.75	19.75	30.5		130	15
	98ST30243011	1860	29.75	19.75	30.5		130	15
	98ST36243011	1924	35.75	19.75	30.5		135	18




ORDERING NOTES:

Locks may be added to bookcase or wardrobe doors at a \$105 list upcharge.

4 Lateral Files	98ST30205701*	3410	29.75	19.75	57		186	28
	98ST36205701	3630	35.75	19.75	57		211	34
	98ST30245701	3492	29.75	23.75	57		211	34
	98ST36245701	3709	35.75	23.75	57		236	40



2 Lateral Files, 3 Open Shelves	98ST30207103*	3629	29.75	19.75	69.75		220	28
	98ST36207103	3721	35.75	19.75	69.75		230	34
	98ST30247103	3676	29.75	23.75	69.75		230	34
	98ST36247103	3770	35.75	23.75	69.75		240	40



DIMENSION KEY

W - width
D - depth
H - height of worksurface
KW - kneehole width

*Dimensions are in inches and approximate. Contact Customer Service if dimensions are critical.

*See page 5 for KrugExpress program.

CODE DESCRIPTION

TP - modular top with standard profile
TPR - modular top for run-offs with one coved connecting end
TPI - modular top with inverted profile
ST - freestanding storage
STM - modular storage
WRM - modular wardrobe
G - includes glass doors
D - 2 file drawers
F - 2 box, 1 file drawer

STANDARD FINISHES

For a complete list of standard wood finishes please see page 777.

OPEN SPANS

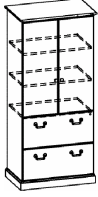
It is not recommended that modular units be combined together to create open spans greater than 60".

STORAGE

Freestanding storage has finished, profiled tops and base molding on three sides. Modular storage does not have finished tops (they must be ordered separately) and base molding is only across the front.

STRATFORD | FREESTANDING STORAGE


DESCRIPTION	MODEL	Cherry Walnut	W	D	H	KW	Shipping	
							Weight	Cubes
2 Lateral File, 3 Closed Shelves	98ST30207104*	4064	29.75	19.75	69.75		240	28
	98ST36207104	4156	35.75	19.75	69.75		250	34
	98ST30247104	4106	29.75	23.75	69.75		250	34
	98ST36247104	4204	35.75	23.75	69.75		260	40



ORDERING NOTES:

Locks may be added to bookcase or wardrobe doors at a \$105 list upcharge.


2 Lateral Files, 3 Closed Clear Glass Doors	98ST30207104G*	4256	29.75	19.75	69.75		250	28
	98ST36207104G	4349	35.75	19.75	69.75		260	34
	98ST30247104G	4299	29.75	23.75	69.75		260	34
	98ST36247104G	4398	35.75	23.75	69.75		270	40



ORDERING NOTES:

All shelves in glass door bookcases are 1/4" thick glass. This item is NOT available on KrugExpress.

2 Lateral Files, 3 Closed Grill Doors	98ST30207104Z*	4708	29.75	19.75	69.75		240	28
	98ST36207104Z	4801	35.75	19.75	69.75		250	34
	98ST30247104Z	4750	29.75	23.75	69.75		250	34
	98ST36247104Z	4849	35.75	23.75	69.75		260	40



ORDERING NOTES:

All shelves in glass door bookcases are 1/4" thick glass. This item is NOT available on KrugExpress.

ORDERING PROCEDURES

To order, please specify the following:

- 1) Krug product model number
- 2) Wood species and finish, see page 777
- 4) Pull style and finish, see page 781
- 5) Grommet location and style if applicable

* Indicates model illustrated by line drawing

CODE DESCRIPTION

TP - modular top with standard profile
 TPR - modular top for run-offs with one coved connecting end
 TPI - modular top with inverted profile
 ST - freestanding storage
 STM - modular storage
 WRM - modular wardrobe
 G - includes glass doors
 D - 2 file drawers
 F - 2 box, 1 file drawer

STANDARD FINISHES

For a complete list of standard wood finishes please see page 777.

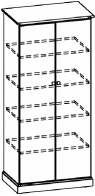
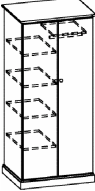

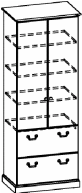
OPEN SPANS

It is not recommended that modular units be combined together to create open spans greater than 60".

STORAGE

Freestanding storage has finished, profiled tops and base molding on three sides. Modular storage does not have finished tops (they must be ordered separately) and base molding is only across the front.


STRATFORD | FREESTANDING STORAGE

DESCRIPTION	MODEL	Cherry Walnut	W	D	H	KW	Shipping Weight	Cubes
 5 Closed Shelves	98ST30207111	3346	29.75	19.75	69.75		230	28
	98ST36207111	3438	35.75	19.75	69.75		240	34
	98ST30247111*	3389	29.75	23.75	69.75		240	34
	98ST36247111	3482	35.75	23.75	69.75		250	40
 5 Closed Shelves Left, Closed Wardrobe Right	98WR30247101*	3150	29.75	23.75	83.5		245	34
	98WR36247101	3277	35.75	23.75	83.5		265	40
 2 Lateral Files, 4 Open Shelves	98ST30208403	4156	29.75	19.75	83.5		260	33
	98ST36208403	4197	35.75	19.75	83.5		270	40
	98ST30248403*	4215	29.75	23.75	83.5		270	40
	98ST36248403	4260	35.75	23.75	83.5		290	47
 2 Lateral File, 4 Closed Shelves	98ST30208404	4312	29.75	19.75	83.5		285	33
	98ST36208404	4350	35.75	19.75	83.5		295	40
	98ST30248404*	4372	29.75	23.75	83.5		295	40
	98ST36248404	4421	35.75	23.75	83.5		315	47

ORDERING NOTES:
Locks my be added to bookcase or wardrobe doors at a \$105 list upcharge.


<p>DIMENSION KEY W - width D - depth H - height of worksurface KW - kneehole width</p> <p>*Dimensions are in inches and approximate. Contact Customer Service if dimensions are critical.</p> <p>*See page 5 for KrugExpress program.</p>	<p>CODE DESCRIPTION TP - modular top with standard profile TPR - modular top for run-offs with one coved connecting end TPI - modular top with inverted profile ST - freestanding storage STM - modular storage WRM - modular wardrobe G - includes glass doors D - 2 file drawers F - 2 box, 1 file drawer</p>	<p>STANDARD FINISHES For a complete list of standard wood finishes please see page 777.</p> <p>OPEN SPANS It is not recommended that modular units be combined together to create open spans greater than 60".</p> <p>STORAGE Freestanding storage has finished, profiled tops and base molding on three sides. Modular storage does not have finished tops (they must be ordered seperately) and base molding is only across the front.</p>
--	--	---

STRATFORD | FREESTANDING STORAGE

DESCRIPTION	MODEL	Cherry Walnut	W	D	H	KW	Shipping	
							Weight	Cubes
 2 Lateral Files, 4 Closed Clear Glass Doors	98ST30208404G	4507	29.75	19.75	83.5		295	33
	98ST36208404G	4547	35.75	19.75	83.5		205	40
	98ST30248404G*	4563	29.75	23.75	83.5		205	40
	98ST36248404G	4613	35.75	23.75	83.5		325	47

ORDERING NOTES:

All shelves in glass door bookcases are 1/4" thick glass. This item is NOT available on KrugExpress.

 2 Lateral Files, 4 Closed Grill Doors	98ST30208404Z	4957	29.75	19.75	83.5		285	33
	98ST36208404Z	4996	35.75	19.75	83.5		295	40
	98ST30248404Z*	5016	29.75	23.75	83.5		295	40
	98ST36248404Z	5064	35.75	23.75	83.5		315	47

ORDERING NOTES:

All shelves in glass door bookcases are 1/4" thick glass. This item is NOT available on KrugExpress.

 6 Closed Shelves	98ST30208411	3680	29.75	19.75	83.5		250	33
	98ST36208411	3783	35.75	19.75	83.5		260	40
	98ST30248411*	3730	29.75	23.75	83.5		260	40
	98ST36248411	3830	35.75	23.75	83.5		270	47

ORDERING NOTES:

Locks may be added to bookcase or wardrobe doors at a \$105 list upcharge.

ORDERING PROCEDURES

To order, please specify the following:

- 1) Krug product model number
- 2) Wood species and finish, see page 777
- 4) Pull style and finish, see page 781
- 5) Grommet location and style if applicable

* Indicates model illustrated by line drawing

CODE DESCRIPTION

TP - modular top with standard profile
 TPR - modular top for run-offs with one covered connecting end
 TPI - modular top with inverted profile
 ST - freestanding storage
 STM - modular storage
 WRM - modular wardrobe
 G - includes glass doors
 D - 2 file drawers
 F - 2 box, 1 file drawer

STANDARD FINISHES

For a complete list of standard wood finishes please see page 777.

OPEN SPANS

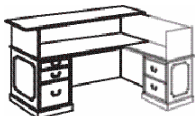
It is not recommended that modular units be combined together to create open spans greater than 60".

STORAGE

Freestanding storage has finished, profiled tops and base molding on three sides. Modular storage does not have finished tops (they must be ordered separately) and base molding is only across the front.

STRATFORD | RECEPTION

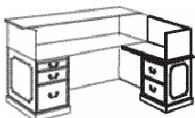
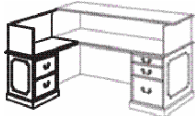
DESCRIPTION	MODEL	Cherry Walnut	W	D	H	KW	Shipping Weight	Cubes
Gallery Reception Desk	98GD72304LFR0	4803	73.5	30.5	43		325	66
	98GD72304LORF	4803	73.5	30.5	43		325	66



ORDERING NOTES:

Laminate worksurfaces are available at a 10% upcharge. 30" deep Stratford desks have a 1-1/2" overhang on the guest side. 36" deep Stratford desks have a 7 1/2" overhang on the guest side. See page 785 for more information on the desks overhang and chassis dimensions. A burled walnut top option is available at a 20% upcharge.

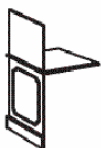
Reception Return	98GRH4824L4D	2479	47.75	23.75	41.75	28.5	250	38
	98GRH4824R4D	2479	47.75	23.75	41.75	28.5	250	38



ORDERING NOTES:

Laminate worksurfaces are available at a 10% upcharge. 30" deep Stratford desks have a 1-1/2" overhang on the guest side. 36" deep Stratford desks have a 7 1/2" overhang on the guest side. See page 785 for more information on the desks overhang and chassis dimensions. A burled walnut top option is available at a 20% upcharge.

Gallery Reception Linking Units	98GLU4224H	1336	41.75	23.75	41.75		105	34
---------------------------------	------------	------	-------	-------	-------	--	-----	----



ORDERING NOTES:

Linking unit is used to connect Gallery Desk and Credenza to form a 'U' station.

DIMENSION KEY

W - width
D - depth
H - height of worksurface
KW - kneehole width

*Dimensions are in inches and approximate. Contact Customer Service if dimensions are critical.

*See page 5 for KrugExpress program.

CODE DESCRIPTION

0 - no pedestal
4 - full height pedestals
D - 2 file drawers
F - 2 box, 1 file drawer
L - left hand support position
R - right hand support position
CD - center drawer
OT - oversized top option
BT - bow top option
CC - corner credenza

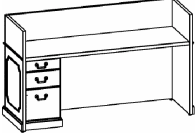
STANDARD FINISHES

For a complete list of standard wood finishes please see page 777.

WIRING GROMMET

One rectangular black or one antique brass grommet in a standard position is optional at no charge. Please note grommet choice clearly on order form. Additional grommets are available at an upcharge of \$114 list.

STRATFORD | RECEPTION

DESCRIPTION	MODEL	Cherry Walnut	W	D	H	KW	Shipping	
							Weight	Cubes
 Reception Credenzas	98GC7224L4D	4095	71.75	23.75	41.75		320	57
	98GC7224L4F	4095	71.75	23.75	41.75		320	57
	98GC7224R4D	4095	71.75	23.75	41.75		320	57
	98GC7224R4F	4095	71.75	23.75	41.75		320	57
	98GC7824L4D	4533	77.75	23.75	41.75		355	60
	98GC7824L4F*	4533	77.75	23.75	41.75		355	60
	98GC7824R4D	4533	77.75	23.75	41.75		355	60
	98GC7824R4F	4533	77.75	23.75	41.75		355	60

ORDERING NOTES:

Laminate worksurfaces are available at a 10% upcharge. 30" deep Stratford desks have a 1-1/2" overhang on the guest side. 36" deep Stratford desks have a 7 1/2" overhang on the guest side. See page 785 for more information on the desks overhang and chassis dimensions. A burled walnut top option is available at a 20% upcharge.

 Transaction Top	98GRT66	946	66.75	12	1.25		48	2
---	---------	-----	-------	----	------	--	----	---

ORDERING NOTES:

Laminate worksurfaces are available at a 10% upcharge. 30" deep Stratford desks have a 1-1/2" overhang on the guest side. 36" deep Stratford desks have a 7 1/2" overhang on the guest side. See page 785 for more information on the desks overhang and chassis dimensions. A burled walnut top option is available at a 20% upcharge.

ORDERING PROCEDURES

To order, please specify the following:

- 1) Krug product model number
- 2) Wood species and finish, see page 777
- 4) Pull style and finish, see page 781
- 5) Grommet location and style if applicable

* Indicates model illustrated by line drawing

CODE DESCRIPTION


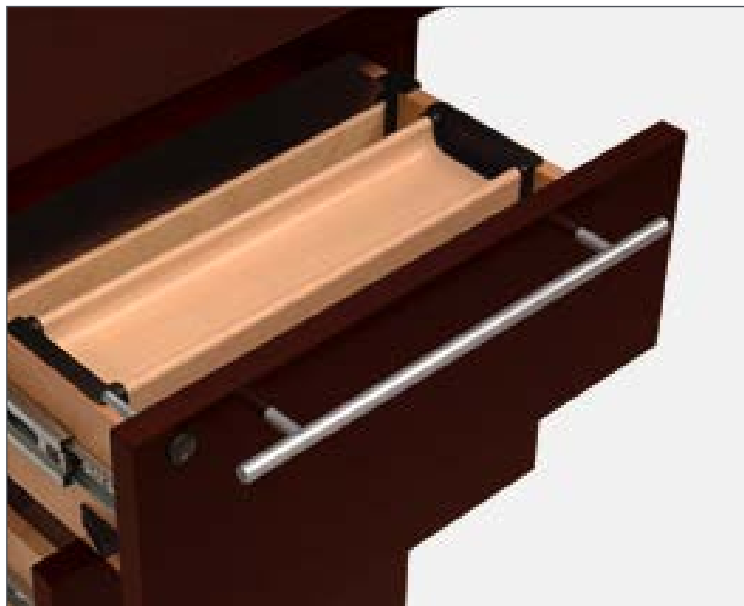
0 - no pedestal
 4 - full height pedestals
 D - 2 file drawers
 F - 2 box, 1 file drawer
 L - left hand support position
 R - right hand support position
 CD - center drawer
 OT - oversized top option
 BT - bow top option
 CC - corner credenza

STANDARD FINISHES

For a complete list of standard wood finishes please see page 777.

WIRING GROMMET

One rectangular black or one antique brass grommet in a standard position is optional at no charge. Please note grommet choice clearly on order form. Additional grommets are available at an upcharge of \$114 list.



The mark of responsible forestry



All products are air emissions certified and are available as FSC® certified

krug