

CASEGOODS
Price and Specification Guide
USA



Effective June 1, 2015

krug

TABLE OF CONTENTS

2	General Information
4	Krug Textiles
5	Graded-in Upholstery Program
5	Express Program
6	Tackboard Fabric
7	Laminates
8	Adesso
122	Vestrada
257	Virtu
362	Millennium
448	Contour
505	Artemis
634	Artemis Laminate
704	Nexus
774	Stratford

GENERAL INFORMATION

TERMS AND CONDITIONS

Net 30 days on approved credit. A late payment charge of 1% per month will be applied on overdue invoices. This charge will be pro-rated to the number of days past 30 days that the invoice is overdue. All applicable sales taxes are extra. Prices include shipping to territorial warehouse. Distribution of this price list does not in itself constitute an offer to sell. Orders can be received only from authorized Krug dealers. Acceptance of any order and terms of sale may be established at the discretion of Krug. Deposits are required on orders received from new accounts as well as on large or special orders. Krug reserves the right to discontinue designs, or to change designs, construction, prices, or materials without notice.

CUSTOMER SERVICE HOURS

Please note customer service hours are:

8:30 am to 5:00 pm est

1.888.578.KRUG

1.519.748.5177 fax

ORDER ACKNOWLEDGEMENTS

Each order will be acknowledged via email or fax. This acknowledgement is the final agreement between Krug and the customer, superseding all previous communications regarding the purchase order. Where there is a discrepancy on a purchase order between a product code and a description, Krug will make every effort to resolve the discrepancy, but will be ruled by the product code ordered. Please check all acknowledgements for accuracy and advise Krug of any discrepancies with a purchase order.

CANCELLATION

A cancellation can be made only by expressed agreement with Krug. A cancellation fee may be incurred for restocking.

DIMENSIONS

Dimensions are in inches and approximate, and subject to change without notice. Contact Customer Service if dimensions are critical.

STORAGE CHARGES

Krug reserves the right to assess a nominal storage charge if a customer does not accept shipment of an order within a week of the ship date.

CONTACT INFORMATION

Phone: 1.888.578.KRUG

Fax: 1.519.748.5177

Purchase Order Fax: 1.888.236.4783 or email: orders@krug.ca

Web: www.krug.ca

Email: solutions@krug.ca

INSTALLATION SUPPORT

For assistance please contact Technical Support at 1-888-578-5784 x216 or e-mail installationhelp@krug.ca and you will be directed to the appropriate installation support person.

PRICING

Krug endeavors to ensure that all prices in this price list reflect accurately our current prices. However, errors do occur and will be rectified through notices to the field. Krug's website will always have the current list price. Krug reserves the right to acknowledge pricing that may be different from the price list.

Warranty

Krug warrants its products to be free from defects in materials and workmanship for a period of 10 years from the date of purchase. This warranty is applicable to products in use by their original purchaser. This warranty does not apply to components and materials not manufactured by Krug: these are subject to the specific warranties of their manufacturers (if any). Repairs or replacement of any defect covered under this warranty by Krug will be made, at our option and method, at no charge to the original purchaser. Krug's judgement is final and binding with respect to the nature or cause of defects or damage, and the necessity or manner of repair or replacement.

This warranty does not apply to defects or damage resulting from:

- normal wear and tear occurring with the use of the product
- negligence, misuse, excessive use, alteration, improper cleaning or repair
- substitution or use of incorrect or unauthorized components or material
- handling or installation that is incorrect, or that causes damage or defect

- damage incurred by a freight carrier other than Krug
- wearing of finishes and fabrics, and normal variations in materials (including dye lot variations)
- properties of natural materials, including wood and leather
- exposure to environments with uncontrolled temperature and humidity (products must be transported, stored and used in climate-controlled conditions)

EXPORT PACKAGING

Krug is pleased to provide the option for export packaging on all our products, to provide additional protection from damage. Export packaging is provided at an upcharge of 5% of the net selling price per item. Export Packaging is STRONGLY RECOMMENDED for:

(A) all shipments outside of the lower 48 states and Canada

(B) all shipments that will be held in storage for an extended period prior to installation.

Important: Please note that Krug will not be responsible for damage claims on product shipped or stored in the above conditions but where export packaging has not been utilized.

Please contact Customer Service for specifications or any other assistance regarding export packaging.

FREIGHT TERMS AND CONDITIONS

1. All product is shipped FOB the Krug factory. Freight is either pre-paid to the destination (dealer's dock or territorial warehouse, where available) or not pre-paid, depending on established customer specific freight terms.

2. Docks at the selected delivery location must be equipped to handle a 53' trailer. If dock is inadequate for delivery by Krug, Krug will re-deliver to another location and any additional costs will be charged to the customer.

3. When a Krug territorial warehouse (where available) is selected as the default delivery location, Krug pays freight cost to the territorial warehouse only, and no further. The Customer is responsible for all charges from this point.

4. For all deliveries, it is understood that Krug or its agent is making a dock delivery only (equipped to handle a 53' trailer), and any further work of truck unloading, delivery beyond the dock, installation, and removal of packaging is not authorized or paid for by Krug.

5. Drop shipments to the installation site, and timed deliveries, are available on larger shipments (full truckloads or slightly less) at no additional charge. Drop shipments or timed deliveries for smaller shipments may not be available, or if available will require a surcharge. Deliveries on an after hours basis, or on weekends, or any other special requirements, may be subject to a surcharge. Location and contact information, and the requested time of delivery, are required at least one week prior to the acknowledged shipment date. If this information is not provided one week in advance, or if the location or time of the drop shipment is changed less than one week in advance, a surcharge may be applied, and/or the drop shipment may not be scheduled. For deliveries requested Monday to Thursday after 5:00 pm, please apply a surcharge of \$250/shipment. For deliveries requested Monday to Friday before 7:00 am, please apply a surcharge of \$250/shipment. For deliveries requested Friday (after 3:00 pm) or weekends, please apply a surcharge of \$500/shipment. (local times).

6. For all deliveries - whether to the Customer location or drop shipment - any circumstances that result in the delay of our carrier (including unsuitable receiving facilities, or facilities not open or available), service charges will be applied at the rate of \$75/hour. Where re-delivery is necessary because of these circumstances, the full cost re-delivery will be charged. If Less Than Truck Load is delivering, one hour is allocated to unload. Any additional time required to unload after the first hour is \$75/hour.

If a Truck Load is delivering the order, three hours is allocated to unload. Any additional time required to unload is \$75/hour. Direct deliveries to site for net orders are possible, must exceed \$60,000 net, and accommodate 48-53' trailers. Krug is responsible for delivery to the approved delivery address. If an address change is required, this must be authorized by Krug 5 business days prior to ship date. Any additional delivery costs incurred after this time will be charged to the customer.

CUSTOMER SATISFACTION

It is the primary goal of Krug and our staff to ensure the complete satisfaction of our customers with our products and performance.

If a problem arises with a Krug product after the expiration of the limited warranty period, Krug will exercise its best efforts to achieve the satisfaction of the customer in a manner that is fair to all concerned.

GENERAL INFORMATION

DAMAGED SHIPMENTS

All Krug product is well engineered, carefully inspected, and expertly loaded onto our trucks at our Distribution Center. If you receive any damaged freight, we ask that you do not refuse the shipment. Krug is not responsible for damage to goods that occurs in transit or storage. It is the purchaser and/or receiver's responsibility to examine the goods upon receipt and to notify Krug of any damages, overages or shortages. Any discrepancies should be noted on the Bill of Lading. The delivering carrier will not accept responsibility for shortages or damages if signed "clear". Notification of concealed damage claims must be made to Krug Distribution within 5 days of delivery, along with digital pictures if available. All product and packaging must be available for inspection. Krug liability ceases after 5 business days and Krug will not be responsible for concealed damages if shipments are left unopened. Krug is not responsible for the condition of product that is stored or installed in an environment where temperature and humidity are not controlled.

Products must be opened and inspected on receipt, and any products not inspected when received, or held in storage, cannot be subjected to damage claims.

TESTING

All Krug Casegoods products meet or exceed the testing requirements of ANSI/BIFMA X5.5-2008 and/or X5.9 - 2012.



FIELD PRODUCT REPORT AUTHORIZATION

Krug's written authorization, in the form of an FPR number, must be obtained prior to incurring charges of any kind if Krug is expected to pay these charges. This includes authorization for field repairs and replacements, installation and delivery charges. Krug reserves the right to have its representative inspect product related to any request for such authorizations, prior to that authorization being provided. Deductions from invoices paid for any charges to Krug, without prior written authorization in the form of an FPR, will not be accepted. Digital photographs may be required to complete the FPR process.

RETURNS

No merchandise may be returned without Krug's prior written consent. In the event of an authorized return, a Field Product Report (FPR) number will be issued, and a restocking charge will apply. Return transportation charges must be prepaid. Unauthorized returns will not be accepted and will be returned freight collect. All merchandise being returned must be properly packaged in its original or comparable replacement packaging to ensure protection of the product during handling and transportation. Returns on orders duplicated by the customer must be received in their original packaging to be accepted. Product being returned where Krug has authorized its liability for replacement or repair will be thoroughly inspected on its return, and the results compared to the reason for the return stated on the FPR. Any discrepancies, such as additional damage, signs of usage, missing parts, etc., will result in an adjustment to the amount of credit issued.

CARE AND MAINTENANCE WOOD FINISH

Although Krug's extensive finishing process ensures a durable finish on all our products, there are several steps that can be taken to protect and prolong the life and beauty of the finish. Protect the top by placing felt pads on the bottom of any accessories and mechanical equipment. Rubber and oil will permanently mark surfaces. Use a desk pad to prevent possible damage and imprinting caused by writing instruments and sharp objects. Dust only with a clean, dry cloth, going with the grain. Clean any marks with a damp cloth, using a small quantity of mild soap or detergent. Do not use any wax-based polish, spray or silicone. Eventually, a film will build up and discolor the top. Do not place your furniture in a position of permanent exposure to direct sunlight.

LAMINATES

Clean plastic laminate surfaces with mild soap and warm water. Do not use steel wool, hot water, or any abrasive cleaning product.

PAINTED GLASS

To clean simply wipe with an ammonia based cleaner using a microfibre cloth. Do not use a coarse cloth or an abrasive cleaning products on painted surfaces to avoid scratching.

FABRIC UPHOLSTERY

Professional upholstery cleaning is recommended.

CUSTOM CAPABILITIES

Over 15% of our orders involve some type of custom work, and we invite our customers to make use of our extensive capabilities.

These include:

- 1) Dimensional customization of standard size products.
- 2) Custom finishes
- 3) For larger orders, completely custom designed products, as well as non-standard wood species can be specified.

Custom orders will require additional production lead times. Contact Customer Service for more information.

Krug Textiles - Fabric Program

Krug Grade 1, 2 and 3 fabrics are also available on a cut yardage basis.

Grade 1

Perk	Vox	Fuse	Expo
Auburn	Bark	Azurean	Festive
Cabana	Black	Carmine	Fog
Cedar	Cocoa	Cress	Latte
Crimson	Downpour	Ginger	Leaf
Dijon	Eco	Iris	Lemon
Ebony	Frothe	Lunar	Oasis
Flint	Goldenrod	Malted	Raspberry
Patriot	Honest	Morel	Sky
Pewter	Hot	Pepper	Spirit
Regal	Limelight	Pimento	Sprout
Sesame	Morel	Pristine	Tuxedo
Walnut	Mystic	Saffron	Viola
	Navy	Walnut	Zest
	Oat		
	Par		
	Ruby		
	Snap		
	Turquoise		

Grade 2

Epic	Bangle	Lineup
Azure	Baltic	Baltic
Capri	Cork	Fern
Espresso	Granite	Pewter
Flare	Orchid	Sandstone
Granite	Sable	Shadow
Jute	Suede	Spice
Kiwi	Teak	Tranquil
Limestone		
Pearl		
Porcini		
Regal		
Slice		
Steel		

Grade 3

Solace	Current	Clang	Kinney
Almond	Birch	Amber	Coffee
Azul	Cadet	Claret	Frappe
Blaze	Eclipse	Clove	Glacier
Carmine	Espresso	Cress	Mineral
Celadon	Moss	Flint	Nectar
Cinder	Pecan	Malt	Steel
Earth	Plum	Raven	Valentine
Ebony			
Fossil			
Gilded			
Indigo			
Ivory			
Mineral			
Pear			
Peony			

Krug Textiles - Leather Program

Grade 8

Black	K13.1000	Graphite	K13.4000
Stone	K13.3000	Espresso	K13.8000
Sand	K13.5000	White	K13.9000

Please contact Customer Service for specific information on leathers, available colors and lead times.

Krug Textiles - Faux Leather Program

Grade 2

White	Bisque	Sprig
Cream	Chocolate	Chinchilla
Parchment	Black	Steel
Sandstone	Earth	Grey
Vanilla	Brick	Lagoon
Taupe	Wine	Pacific Blue
Mocha	Garnet	Navy
Tan	Rust	Plum
Chestnut	Citron	

GRADED-IN UPHOLSTERY PROGRAMS

Krug has partnered with several textile brands to grade in their offerings, designed to provide a wide range of upholstery selections for our seating products.

Upholstery pricing and availability is subject to change without notice. We grade this upholstery according to the pricing of the fabric suppliers - when their pricing changes, the Krug grade may change.

When placing an order, a Krug customer must specify the complete upholstery number, along with the appropriate Krug model number and finish. Krug will supply the complete product at the prices listed. Orders specifying graded-in upholstery cannot be cancelled once the upholstery has been ordered.

Upholstery Grades

To determine the price of a product for graded-in upholstery, use the reference lists located on Krug's website under - Products - Textiles, to view the upholstery grade (1-9). Krug is not responsible for the discontinuation of this upholstery. Please contact Customer Service for information on upholstery not listed.

When two upholstery selections are specified for use on seating, the higher grade upholstery price will apply to the order.

High Performance upholstery; Polyurethane, Vinyl or Crypton, is particularly suitable for healthcare and other intensive-use environments.

Upholstery Samples

If you require additional samples or memos for presentation, please contact fabric supplier directly.

Flammability Standards

- Tunnel Test Surface Ratings Class A rating
- Class 1 UFAC
- Passes State of California Technical Bulletin CAL 117-2013

Please contact fabric supplier directly for further flammability information pertaining to specific upholstery.

Special Conditions

Acknowledgements will give the estimated delivery date of the finished product. Some upholstery is imported, and availability may affect estimated delivery time. For large projects, please contact fabric supplier directly for availability of yardage.



KRUGEXPRESS

PROGRAM DETAILS

KrugExpress orders are ready to ship by the date acknowledged. Delivery and shipping schedules may result in actual shipping of orders at a later date. Statutory holidays and scheduled factory vacations may add to acknowledged lead times of *KrugExpress* orders. Unless otherwise specified on the order, the customer's standard method of shipping Krug products will be utilized.

Available factory capacity for *KrugExpress* is filled by orders received on a "first come, first serve" basis. If the normal *KrugExpress* lead time is not available for your order because available capacity has been filled, you will be immediately advised of the earliest available ready-to-ship date. Please consult your Customer Service representative in advance if you wish to confirm the specific lead time availability for a *KrugExpress* order. Orders must be received by midnight of a given day for that day to be considered the official day the order is received. Order lead times are acknowledged from the date the order is received, but not including the date the order is received. *KrugExpress* orders must be "clean" when received in order to be considered officially received on a given day, and lead times will be acknowledged from the date orders are determined to be "clean". Changes to *KrugExpress* orders are not allowed under any circumstances. Orders for product on *KrugExpress* must clearly state: "*KrugExpress*".

***Some conditions apply. Please note PALETTE finishes are not available on *KrugExpress*.**

CASEGOODS PROGRAM

Orders for casegood products on the *KrugExpress* program may be subject to quantity maximums. Please contact Krug Customer Service for more information. Quantity maximums are dependent upon available capacity, in order to insure that we ship all orders on time. Only actual casegood pieces and conference tables tops and bases are considered "units". Items such as tasklights, tackboards, keyboard trays and drawers, electrical and wire management components, etc., are not considered under the quantity restrictions. For example, a typical office configuration that includes a desk, linking unit, credenza and hutch/overhead, equals a total of four units for the purposes of the quantity maximum. Only Krug In-stock panel fabric is available on the *KrugExpress* program. Only standard wood finishes are available for *KrugExpress* orders. Grommets can be specified in standard positions only. *KrugExpress* also includes all Krug seating and occasional tables as well as Krug conference products to complement this casegoods offering.

TACKBOARD FABRICS

KRUG PANEL FABRIC PROGRAM

Tackboards can be upholstered in COM material supplied by the customer, and in a selection of stocked tackboard fabrics supplied by Momentum. The in-stock Momentum fabrics are priced at Grade 1 and are available on Krug Express. They are 100% polyester. For additional information and color selections, please refer to our Panel Fabrics card and Krug's website.
www.krug.ca PRODUCTS / FABRICS / PANEL

The Momentum panel fabrics pass ASTM-E84-87 Fire Codes.
If memo samples are required please call Momentum at 1-800-366-6839.

CUSTOMER'S OWN MATERIAL - C.O.M.

Customer's Own Material (COM)

COM must be received three weeks prior to the acknowledged ship date. Orders with COM not received by the required deadline will be delayed.

A description of the fabric, including supplier name, fabric name and color number must be included with the purchase order.

When the COM fabric is received at Krug, it must be clearly identified with the fabric name and color, and tagged with name of the Krug customer and purchase order number. Krug will inspect all COM fabric when received to determine if it will be suitable for upholstery. Where Krug feels that the fabric or leather specified will compromise the quality or integrity of our products, customers will be contacted to direct these concerns. Further, Krug reserves the right to refuse to accept and use any COM fabrics or leathers that will compromise our products in any way that is unacceptable to Krug. Krug cannot assume responsibility for the durability or tailoring quality of customer's own material.

Yardage specified in this price guide is approximate. In the case of multiple product orders, multiply the number of items by the COM yardage specified to determine fabric required, unless otherwise indicated. Additional yardage may be needed if the material is less than 54" wide, or patterned or striped and requires matching. As fabric is applied horizontally, non-directional fabrics are recommended. COM fabrics are applied as they come off the roll unless otherwise specified. All striped fabrics will be applied vertically unless otherwise stated by the customer and after approval by Krug. It is the customer's responsibility to advise Krug if the upholstery is to be applied otherwise, and to advise Krug of any special upholstery instructions. Special instructions should be sent to Krug Customer Service, including a sample (or photocopy) of the fabric. Krug is not responsible for instructions sent with the fabric rolls, or for the method of upholstery if no instructions have been provided.

COM fabrics for tackboards may be specified in either Maharam or Momentum panel fabrics. Krug is not responsible for determining if a fabric is not ideal for tackboard application. Please contact Maharam at 1-800-645-3943 or Momentum at 1-800-366-6839 directly for more information about a specific fabric.

COM Shipping Procedures

For tackboard COM fabrics, please send fabrics to:

Krug Inc.
111 Ahrens Street
Kitchener, Ontario
Canada N2H 4C2

Attention: RECEIVER

All packages must be clearly marked "For Customs Clearance by Russell A. Farrow Custom Brokers". According to the North American Free Trade Agreement (NAFTA), goods shipped between the United States and Canada can qualify for exemption from all duties, or for a reduction in duties, if the goods can be proven to originate in either the United States, Canada or Mexico.

Canada Customs requires that a NAFTA Certificate of Origin and a Commercial Invoice be completed and sent with the fabric shipment. The Commercial Invoice must clearly state the description of the fabric, the selling price, the make-up or content, and the purchaser. The absence of these two documents will delay the shipments at the U.S./Canada border, thereby potentially delaying the customer order. If the total value of the shipment is less than \$1200 U.S., Customs will accept a Low Value Statement of Origin in place of the NAFTA Certificate of Origin. The Low Value Statement must be signed by a representative of the exporting company. This statement may either be included on the commercial invoice or attached to the invoice.

Krug is happy to answer any questions or concerns about COM shipping procedures and the required documents. Please contact our Customs Specialist at 1.888.578.5784.

In-Stock Laminate

Krug's in-stock Laminates are available in 16 different laminate selections. There are 8 wood grain laminates, 4 solid color laminates in a selection of popular solid shades and 4 Exotic laminates offering a distinguished appearance. Minimum order quantities and extended lead times may apply for exotic laminate colors, please check with customer service. Polymer Edge will be selected to match the worksurface. Adesso is available in **Solid Laminate colors only**.

In-Stock Laminates

Wood Grain Laminate		Wood Grain HPL (Worksurface Option Only)		
Name & Number	Supplier	Name & Number	Supplier	Polymer Edge Names
Corretto Cherry W288	-	Corretto Cherry HP-288-N	Pionite	Corretto Cherry
Mocha Cherry W341	Panolam	Mocha Cherry HP-341-N	Pionite	Mocha Cherry
Monticello Maple L308	Tafisa	Monticello Maple 7925	Wilsonart	Monticello Maple
Nightfall W292	Panolam	Nightfall WX421-N	Pionite	Nightfall
Samba Cherry L460	Tafisa	Samba Cherry T460	Arborite	Samba Cherry
Shiraz Cherry L472	Tafisa	Shiraz Cherry T472	Arborite	Shiraz Cherry
Sugarloaf Maple L630	Tafisa	Sugarloaf Maple T630	Arborite	Sugarloaf Maple

Solid Laminate

Solid Laminate		Solid Laminate HPL (Worksurface Option Only)		
Name & Number	Supplier	Name & Number	Supplier	Polymer Edge Names
Almond S445	Tafisa	Almond T445	Pionite	Almond
Black L203	Tafisa	Black T203	Arborite	Black
Shadows L201	Tafisa	Shadows T201	Arborite	Shadow
White L175	Tafisa	White D354-60	Wilsonart	White

Exotic Laminate

Exotic Laminate		Exotic Laminate HPL (Worksurface Option Only)		
Name & Number	Supplier	Name & Number	Supplier	Polymer Edge Names
Backwoods Sycamore W689	Panolam	Backwoods Sycamore HP689-N	Pionite	Backwoods Sycamore
Edgewood Sycamore W690	Panolam	Edgewood Sycamore HP690-N	Pionite	Edgewood Sycamore
Gunstock Walnut W190	Panolam	Gunstock Walnut WW971-N	Pionite	Gunstock Walnut
Thunderstorm W359	Panolam	Thunderstorm HP359-N	Pionite	Thunderstorm

Non-Stocked Laminates

For specific lead time and application questions, please contact Krug Customer Service for your requirement. Upcharges will be applicable for non-stocked laminates, depending on their cost. Non-stock laminates may require a minimum order quantity, please contact customer service. Stocked polymer edges can be specified for use with non-stocked laminates.

The following plastic laminates are acceptable for application on Krug products as they feature a matte finish:

Nevamar	All plastic laminates with "T" in the suffix (i.e., MR2002T)
Wilsonart	All plastic laminates with "60" in the suffix (i.e., 4779-60)
Arborite	All plastic laminates with "CA" in the suffix (i.e., 1531-CA)
Pionite	All plastic laminates with "Suede" in the name (i.e., WW561 Suede)
Formica	All plastic laminates with "58" in the suffix (i.e., 756-58)

Arborite Laminates 1.800.996.0366	Wilsonart Laminates 1.800.433.3222
Pionite Laminates 1.800.746.6483	Formica Laminates 1.800.367.6422
Nevamar Laminates 1.800.638.4380	

Additional plastic laminate codes may be acceptable for use on Krug furniture, however, they could be subject to an additional upcharge or extended lead time due to material complexity. High sheen plastic laminates are not acceptable for application on Krug furniture due to their inherent nature of scratching and marring during the production process.

Dual Laminates

Two laminate colors can be combined on the same unit, with one laminate color on the worksurface and another laminate on the rest of the unit, at no upcharge. Combinations of more than one laminate in the body of the unit are not available.

CONTOUR | TABLE OF CONTENTS

449	LEED CI Credit Summary	496	Storage
449	level® Certification, Air Emissions and FSC® Certification	500	Wardrobes
		502	Modular Tops & Pedestals
450	Finishes	504	Gallery
450	Non-Standard Product Guidelines for Pricing		
451	General Product Specifications		
452	Edge Detail Profiles		
453	Grain Direction, Drawer Pulls & Locks		
454	Grommets & PowerPorts		
455	Laminate Worksurfaces Credenzas		
457	Linking Units & Corner Units		
457	Hutches, Overheads & Tackboards		
458	Tasklights & Installation Filing Instructions		
460	Suggested Configurations		
462	Desks		
464	Curvilinear Desks		
468	Returns		
474	Curvilinear Returns		
476	Linking & Corner Units		
478	Credenzas		
485	Full Face Credenzas		
486	Overheads		
487	Hutches		
489	Tackboard for Hutches		
490	Paper Managers & Modular Pedestals		
492	Meeting Table		
493	Keyboard Tray and PowerPorts		
495	Bookcases		

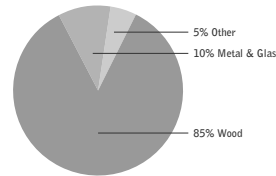
CONTOUR | SUSTAINABILITY & ENVIRONMENTAL /LEED CI CREDIT SUMMARY

LEED CI - Credit Summary

CONTOUR CASEGOODS



MATERIAL CONTENT:



PRE-CONSUMER
RECYCLED CONTENT = 81%

POST-CONSUMER
RECYCLED CONTENT = 3%

CONTRIBUTES TO

CREDIT 2.1 - 2.2	Construction Waste Management	1-2 point(s)
CREDIT 4.1	Recycled Content	1 point
CREDIT 4.2	Recycled Content	1 point
CREDIT 4.5	Low Emitting Materials, (MUST BE REQUESTED) Systems Furniture & Seating	1 point
CREDIT 5.1	Regional Materials*	1 point
CREDIT 7	Certified Wood (PLEASE ENQUIRE)	1 point

* This credit is only applicable if in total 20% of the combined value of the procurement of construction materials and in the furniture are manufactured within a radius of 500 miles. This credit will apply if the installation of the finished product occurs within 500 miles of Toronto, Ontario.

level® CERTIFICATION, AIR EMISSIONS AND FSC® CERTIFICATION



level® Certification

BIFMA's e3 Furniture Sustainability Standard is a voluntary, multi-attribute standard that measures the degree of sustainability of furniture. This standard evaluates product and company environmental attributes and compliance systems in a wide range of elements which include Materials, Energy & Atmosphere, Human & Ecosystem Health and Social Responsibility. Contour products have earned level®, BIFMA's sustainability certification program for furniture, certification through third-party verification against the e3 standard.



The mark of responsible forestry

Air Emissions

All Contour products can be supplied with air-emissions certification. Contact customer service for information and upcharges.

FSC®

In 2005, Krug received Forest Stewardship Council® (FSC®) Chain-of-Custody certification for our manufacturing facilities. The FSC® Chain-of-Custody tracks certified wood from seedling to final sale. It signifies that the growth, harvesting and production of goods are entirely achieved through responsible forestry, which guarantees a healthy supply of forest resources for generations to come. Virtu and other Krug products can be specified with one of two types of FSC® Certification:

(a) FSC®-certified (which includes FSC®-certified lumber, veneer and substrate material)

(b) FSC®-mix certified (which includes substrate material only, and is a lower cost option certification)

Both FSC® certification types may require upcharges, and often require additional lead time. Contact customer service for further information, pricing and leadtimes.



In addition, architects, designers, and building professionals can specify FSC®-certified products in order to achieve a point from the U.S. Green Building Council's Leadership in Energy and Environmental Design (LEED) Rating System.

CONTOUR | WOOD FINISHES

WOOD FINISHES

Standard wood finishes are:

SPECIES	FINISH
Cherry	Appalachian Cherry
	Imperial Cherry
	Medium Cherry
	Natural Cherry
	Standard Cherry
Maple	American Cherry
	Clear Maple
	Honey Maple
	Wheat Maple
Oak	Light Oak
	Harvest Oak
	Mahogany Oak
	Medium Cherry on Oak
	Mellow Oak
	Walnut on Oak
	Espresso on Oak

Wood is a natural product with inherent color variations that will never be fully mitigated by the finishing process. Please anticipate variation in colors within a single unit, from piece to piece, and from Krug wood finish samples. If a very close match is required, a sample must be provided with the order and an upcharge will apply. Exact color matches are not possible.

CUSTOM WOOD FINISHES

Add 10% net to your order for special finishes, minimum charge is \$551 list per finish per order. (For example, on all orders up to \$5513 list and upcharge of \$551 list will apply, on orders \$5513 and up add 10% net to your order.) For orders with special finishes, a sample that is a minimum 3" by 3" must be received with the order. Special finishes may add additional lead time to production schedules.

Since wood is a natural product, some variations in grain, color, and stain acceptance will occur. In our finishing processes, we try to minimize variations, but some variation between samples and finished goods should be anticipated.

BIRDSEYE MAPLE

Bookmatched Birdseye Maple veneer is available at an upcharge of \$55 list per square foot. Specify clearly on order. Birdseye Maple is recommended in clear finish only. Birdseye Maple only applies to tops.

DUAL FINISH

Add 10% net per item if specifying dual finish.

GUIDELINES AND PRICING METHODS

PRICING METHOD

Custom widths: Apply the price of the same unit in the price list that is one standard size larger than the desired case size (but same depth). For example: The required custom dimension is 74" x 24". The first standard size above this is 78" x 24", so in this case, you would apply the price of the 78" x 24" unit.

Custom depths: Apply the price for the same unit one size deeper (but same width).

For example: The required custom dimension is 72" x 26". The first standard size above this is 72" x 30", so in this case, you would apply the price of the 72" x 30" unit.

Custom width & depths: Apply the price for the same unit both one size wider and one size deeper.

For example: The required custom dimension is 74" x 26". The first standard size above this is 84" x 30", so in this case, you would apply the price of the 84" x 30" unit.

Custom Height of desk height cases: Add 18%. (31-32" HI)

OTHER PRICING METHODS

cases where tops are flush left/right or both, add:	\$83 list
Grommets in non-standard positions, add:	\$263 list
To remove hutch or overhead doors, deduct:	4% list
convert 5-hi hutch to 6-hi hutch, add:	20% list
Bookcases with optional pull out printer shelf at standard shelf height, add:	\$165 list
Bookcases with optional vent in back (includes 2 vents and 1 grommet), add:	\$221 list
convert 5-hi storage to 6-hi storage, add:	6% list
2 lateral file and 3 or 4 closed shelves - convert to half open, half closed shelves, add:	15% list
2 lateral file and 3 or 4 closed shelves - convert to half open, half wardrobe, add:	15% list
To remove storage doors for open shelves, deduct:	4% list

EXCEPTIONS TO THE PRICING METHODS ABOVE

Sizes larger than the largest shown Price List.

Non-standard extension on drawer slides.

Non-standard drawer depths in standard depth pedestals.

Glass door - any style.

Cases with curvilinear tops where the radius becomes non-standard.

Please contact Specials Coordinator or Krug Customer Service at 1.88.578.KRUG if you require assistance.

PLEASE NOTE: Cases with non-standard features do not apply to the rules above.
Contact Krug Customer Service if you require assistance.

CONTOUR | GENERAL PRODUCT SPECIFICATIONS

WORKSURFACES

Tops are 1 5/16" thick veneered particle board core. Desks have profiled edges front and back, ends are flat. Credenzas, have a profiled front edge only, end and back edges are flat. Returns and Link units have profiled front edge only and flat back edge. The ends are coved to mate with the profiles on the connecting cases.

MODESTY PANELS

Modesty panels are standard on all desks, and optional on returns, link units, credenzas, as well as on curvilinear tops with wood post legs. Modesty panels are not available in conjunction with curvilinear tops that have metal post legs.

Desks, credenzas, and curvilinear top modesty panels are 3/4" thick, and link unit modesty panels are 1 1/8" thick. Optional wire management cut-outs are available on credenzas, returns, and link units.

veneer

External face veneers are Rift Oak, Cherry or Maple bookmatched veneer.

FINISH

A five step catalyzed varnish finish that when dry has a sheen value of 32°, is applied to all finished cases.

LOCKS

Locks are standard on all pedestals and storage unit lateral file drawers.

Locks are optional on door fronts and must be specified at time of order.

DRAWERS

Drawer slides have ball bearing movement with positive outstep and hold in catch.

File drawers and box drawers have a load bearing capacity of 90 lbs.

Drawer interiors have Birch veneer sides with matching bottoms.

File drawers are available 15" for letter filing and 18" for legal filing.

All box/box/file pedestals in desks, corner credenzas and modular pedestals are supplied with matching pencil tray.

GLIDES

Adjustable glides are 1 1/4" long and allow for a range of adjustment of 3/4". Glide inserts are installed at factory, glides need to be field installed.

HINGES

Hinges on all hutch, overhead and bookcase doors are European style with a 95° opening.

All hinges are fully adjustable.

PULLS

Two types of pulls are available; Elliptical Pull with Matte Black finish and the Sweep Pull with Satin Nickel, Polished Chrome and Matte Black finish.

Also available is a brushed brass traditional Westminster Pull with the traditional profile.

Pulls are supplied on all drawers.

TESTING INFORMATION

Contour meets or exceeds the testing requirements of ANSI / BIFMA X5.5-2008 & x5.9-2012.



CONTOUR | EDGE DETAIL PROFILES



Profiles do not appear on all edges of all products, please refer to this summary for locations.

KEY:

Profile Edge


Flush Edge




DESKS
Desks have profiles on front and back edges, ends are flat.
Plan view of a desk shown left.



CREDENZAS
Credenzas have profile on the user's side, ends and back are flat.
Plan view of a credenza shown left.



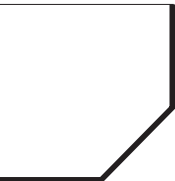
CURVILINEAR DESKS
Curvilinear desks have profile around the curved section, and a flat end above the end panel.
Plan view of bullet top and P top shown left.



RETURNS, AND LINK UNITS
Returns and link units have profile on the front edge and are flat on the back edge.
Connecting ends of returns and link units, except "Berkshire" profile are coved.
Plan view of a return and link unit shown left.



Plan view of a corner credenza shown left.



CORNER UNITS
Corner units have profile on three sides, all other sides are flat.
Plan view of a corner unit shown left.

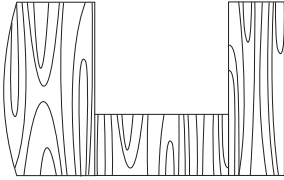
CONTOUR | BOOKCASE, GRAIN DIRECTION, PULLS, LOCKS



BOOKCASE AND STORAGE UNITS

Bookcase and storage units have profile on the front edge only.

Drawing of 29" high bookcase shown left.



GRAIN DIRECTION

Contour products are designed such that the grain direction is as shown in the diagram to the left.



PULLS

Pulls are located on all drawer fronts, wood storage doors, and wood bookcase doors. The Elliptical pull is available in Matte Black only.



The Sweep pull is available in Matte Black, Satin Nickel, and Polished Chrome. Pull color must be mentioned clearly in the purchase order.



A Westminster pull in an antiqued brass finish is standard on all products specified with the Westminster edge detail.

LOCKS

Locks are provided as standard features on all pedestals, except bookcase pedestals, including those in desks, credenzas and lateral file storage units. Lock plugs on desks are located in the kneespace on the pedestal side panel.

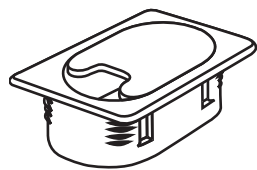
Locks are available on the bookcase doors at an upcharge of \$105 list per set of (2) doors, please specify at time of order.

Lock plugs for bookcase doors are generally located on the top inside corner of door front.

Lock plugs for hutch and overhead doors are generally located on the lower inside corners.

Suites can be keyed alike at no upcharge, please specify on your purchase order.

CONTOUR | GROMMETS



RECTANGULAR GROMMETS

All cases may be specified with one grommet in a standard position at no upcharge. A \$114 list upcharge will apply to additional grommets in standard positions and for grommets requested in non-standard positions a \$263 list upcharge will apply.

The grommet position must be indicated for each case on the order.

Standard Grommet
Black, rectangular, 4 1/8" x 2 11/16".

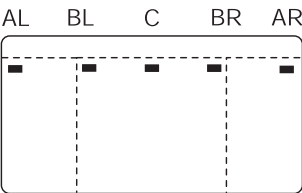
Grommets can also be field installed with a power drill, a 2 1/4" hole saw and a rasp or saber saw. Template for drilling is available.

Please keep in mind the location of grommets when specifying paper managers for use with worksurfaces.

For example, a paper manager on the left hand side may be used with a "C", "BR" or "AR" grommet.


STANDARD GROMMET POSITIONS

Desks



36" deep Desks:

Position Code:
AL - left corner
BL - left end beside pedestal gable
C - center
BR - right end beside pedestal gable
AR - right corner



CURVILINEAR TOPS

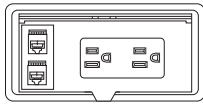
Position Code:
C - center

This key applies to all bullet and P-shaped tops
The support panel is notched out to accommodate wire management.

GROMMETS

Power and Communication Grommets

As companions to the standard grommets, the Contour product line incorporates various power and communication options. These items provide easy worksurface access for power, phone or data connections. Wire management raceways are also available for below surface mounting. All components must be specified for quantity and location. Refer to page 464 for pricing information.



POWER / DATA / VOICE MODULE (SUPPLIED WITH WIRED HUTCHES)

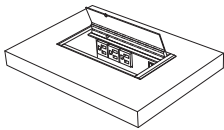
Black, rectangular with flip down cover. Includes two power outlets, one voice port, and one data port.

Power Details:

two Simplex outlets
15 Amp, 10 ft. cord

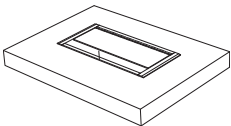
Communication Details:

one 6-pin and one 8-pin connector



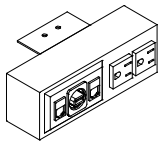
POWERPORT

A PowerPort is a unique worksurface mounted module that can be specified to a location that best serves the user's needs. It includes a UL approved electrical, voice and data power bar, containing two 115 - volt electrical simplex outlets which are accessible from the work surface, plus a utility outlet at the end for daisy chaining purposes. 3 data versions are available, please see page 493 for options.



PORT

A service module having no power bar will serve as a large grommet. A hinged lid easily enables the passage of several cables and devices.



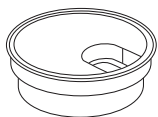
UNDER MOUNT POWER DATA MODULE

The Power Data Module is mounted under the worksurface to provide connectivity to the user. The unit contains 2 simplex receptacles, 1 RJ11, 1 RJ45 and 1 USB Type A/B port. This power data module can be used for charging with a USB patch cord connected to a transformer. This provides the user a simple and convenient way to charge their electronic devices. Patch cords and transformer are conveniently available at most local electronic stores.

ROUND GROMMETS - Optional (Top Only)

All cases may be specified with one grommet in a standard position at no upcharge. A \$105 list upcharge will apply to additional grommets in standard positions and for grommets requested in non-standard positions a \$263 list upcharge will apply.

The grommet position must be indicated for each case on the order. Please specify location of grommet when ordering.



GROMMETS - Round

A round grommet in an aluminum finish with an open and shut mouse hole serves to provide cable passage for areas not requiring a large opening. The grommet position must be indicated for each case on the order. Please specify location of grommet when ordering.

Grommets can be field installed with a power drill, 60 mm hole saw. Please keep in mind the location of the grommets when specifying pier hatches for use with worksurfaces. For example, a paper manager on the left-hand side may be used with a "C", "BR" or "AR" grommet.

CONTOUR | LAMINATE WORKSURFACES

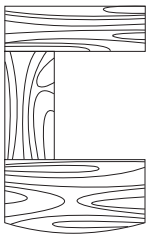
LAMINATE WORKSURFACES

Laminate worksurfaces are available for the Contour product line at no upcharge. Please see page 356 for complete laminate information. An upcharge may apply to specially priced plastic laminates.

Where there are wood profile edges on worksurface tops, they will remain as wood profiles on laminate tops.
Where there are flush edges, as in the backs of link units, there will be laminate self edges.
Please reference the illustration at the bottom of this page.

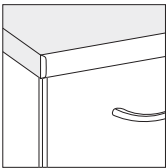
Krug will order and procure laminates. Purchase orders with a plastic laminate option must include:

Manufacturer's Name
Laminate Name
Laminate Number



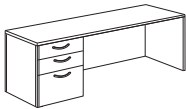
When specifying laminate worksurfaces, the grain direction is such that the grain pattern runs the length of each surface, as shown.

The grain direction exhibited above is different than the direction of the grain on veneered worksurfaces.
Please contact Krug Customer Service for questions pertaining to laminate grain direction.



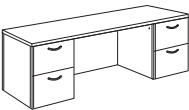
The diagram above illustrates the placement of laminate on Krug worksurfaces.
The shaded areas represent laminate, while the non-shaded area indicates the profiled wood edge.

CONTOUR | CREDENZAS



CREDENZAS


Contour offers a wide variety of credenzas for use as stand alone storage pieces, part of a connected worksurface configuration, or behind a desk.
Choose from single or double pedestal options, with or without fixed or hinged modesty panels.



MODESTY PANELS

Credenzas without modesty panels provide easy access to wall mounted electrical sources without wiring difficulties, and are also a satisfying solution for the cost-minded customer.

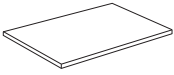
Credenzas with modesty panels have an added finished look, and all cases are available with a wiring grommet in a standard position for added cable management, please specify on your order. Wiring grommets cannot be specified above the pedestal location.



PEDESTALS

Contour credenzas are available with single, lateral file or bookcase pedestals.

CONTOUR | LINKING UNITS & CORNER UNITS

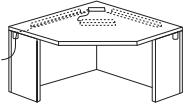


Contour linking units and corner units are available in a range of sizes for ease of use in configuring a connected work-surface.

Linking units have coved ends, with grain direction running front to back.

Linking Units

Linking units are for use between desks and credenzas in creating a U-shaped configuration, and must be supported at both ends. They are available with or without modesty panels.

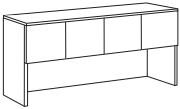


Corner Units

A corner unit can also be used on a U-shaped configuration, or it can be an integral part of a L-shaped work area with returns linked to either side.

Corner units have a standard grommet included in the back corner for ease of cable management, and have additional wire management access grommets in the half gables so that cable can be run to other areas of the connected worksurface. This can be assisted by a cut length of wire management cover.

CONTOUR | HUTCHES, OVERHEADS & TACKBOARDS



HUTCHES & OVERHEADS

Contour offers hutch and overhead options for use in a work area configuration.

All hutches and overheads include tasklights that are factory installed and require no field adjustment. Tasklights are mounted beneath the cabinet and hidden from view.

Selected hutches and overheads are available with wood framed frosted glass doors.

DOORS

Doors are equipped with fully adjustable European style hinges.

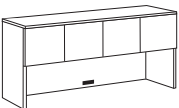
Locks are optional and can be specified at time of order for an upcharge of \$105 per set of (2) doors. If an uneven amount of doors require locks, the lock on the single door is also \$105.

Locks are not available on glass doors.



HUTCH POWER / DATA / VOICE MODULE

Access to power and data is made simple by using a hutch with a power/data/voice module built right into the tack-board. The module is fully installed at the factory but can be removed to connect data links on site. It features a flip door that retracts into the case of the unit when open.



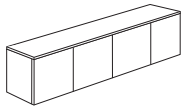
TACKBOARDS

A tackboard in Krug panel fabric is included with every hutch. Upcharges for higher graded fabrics are listed on page 489. Please note, not all fabrics are suitable for tackboard application. Tackboard fabric selections should be supplied with the order information. See page 6 of this price guide.

Tackboards are not included with overheads and must be ordered separately, see page 486 for pricing. Overhead tackboards include wall mounting hardware and instructions. Tackboards for hutches are installed at the factory and require no additional set up on site.

Only hutches and overhead tackboards in Krug panel fabrics are available on *KrugExpress*.

CONTOUR | TASKLIGHTS & INSTALLATION



TASKLIGHTS

Tasklights are included with hutches and overheads and are installed before shipment.

On hutches, the tasklight cord is threaded behind the hutch through a standard access grommet on the upper right hand side of the back panel.

Tasklights are installed on the underside of overhead units. Cords run down the right hand side of the tasklight to the worksurface where they can be routed behind the worksurface top. The use of a wall mounted Overhead tackboard conceals the cord from view.

INSTALLATION

Hutch and overhead installation instructions are included with every case or can be found in this guide on page 459.

All mounting hardware required is included with the product.

CONTOUR | FILING INSTRUCTIONS

Drawers will be offered for letter and legal size filing.

All units are equipped with file bars that are fixed in place for shipping.



DESK PEDESTAL FILE DRAWERS

Filing Capacity:

15" drawers:

21" of letter filing front to back, or

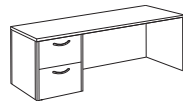
12" of legal filing side to side

15" pedestal drawer depths allow only one row of side to side files.

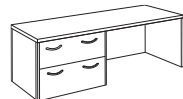
18" drawers:

21" of legal filing front to back

15" of legal filing side to side, one row and 15" of letter filing from side to side, one row and 9" of legal filing front to back.



Weight capacity of pedestal file drawers is 90 lbs.



CREDENZA AND RETURN PEDESTAL FILE DRAWERS

Filing Capacity:

15" drawers:

15" of letter filing front to back, or

12" of legal filing side to side


15" pedestal drawer depths allow only one row of side to side files.

18" drawers:

15" of legal filing front to back

15" of legal filing side to side

15" of letter size filing side to side, one row and 3" of legal filing front to back



Weight capacity of pedestal file drawers is 90 lbs.



CREDENZA, RETURN OR STORAGE LATERAL FILE DRAWERS

Filing Capacity:

30" wide drawers:

30" letter filing front to back, or

25" legal filing side to side, or

15" of legal filing front to back.

When filing front to back, 30" lateral file drawer widths allow two rows of letter filing, but only one row of legal file width.

Filing Capacity:

36" wide drawers:

30" letter filing front to back, or

36" legal filing side to side, or

30" legal filing front to back.

Weight capacity of lateral file drawers is 135 lbs.

LINKING UNITS, TOPS AND RETURNS

It is important that the main units (desk, credenza) to which the linking unit or return is being attached be in their final position and leveled.

Units are connected with mending plates under worksurface and wood screws on modesty and end panels. Locate connections and attach the mending plate under the worksurface. Level pieces if necessary by adjusting the glides to achieve flush and firm joints before completing installation of hardware.

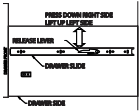
DRAWER REMOVAL

Pull drawer and slide out to the full extension position. With index finger, lift up the release lever on left side and press down the release lever on right side of the drawer (as shown).

Make sure that you do this to each side at the same time.

Pull out the drawer with the attached drawer channel from the cabinet member.

To re-assemble, insert the drawer through the guide of the stop bumper.

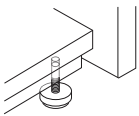


GLIDE ADJUSTMENT

Raise one corner of the unit at a time and adjust the glide to the desired height by turning the glide in the hole. Make sure unit is level after adjusting the glides.

Please note that the maximum adjustment range of the glides is 3/4".

When moving units after glides have been inserted, dial the glides to the lowest position to prevent damage.



HUTCH INSTALLATION

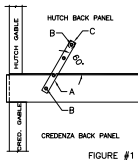
Before installing the hutch, ensure that the worksurface has been placed in the final position and leveled. The worksurface should then be moved out a sufficient distance to allow access to the back. It is recommended that the minimum amount of movement be used with the leveling glides extended to prevent damage to the glides.

The hutch comes with self-adhesive foam strips that must be applied to the bottom edge prior to placing the hutch on the credenza. The foam is best applied with the hutch lying on its back. Do not leave any gaps in the foam strip, in order to prevent scratches to the credenza top while placing the hutch.

Place the hutch securely on the worksurface. Try to minimize any movement of the hutch to prevent scratching. Use of a blanket on the front portion of the credenza is recommended.

Using the supplied hardware, screw the flat bracket to the credenza back panel at each end, using the 3/4" screws provided. Swing the bracket up to approximately 60° and screw through the bracket into the hutch back with the 1/2" screws. Tighten all screws. Move combined hutch and credenza back to final location. Check for level again and adjust as required.

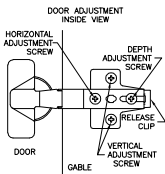
Please note that hutches are shipped with tackboards and tasklights already installed.



DOOR ADJUSTMENTS

Hinges on all bookcase, overhead and hutch doors are designed to be adjusted for depth, horizontal and vertical alignment. This is easily done by adjusting the appropriate screw. See drawing.

To remove a door, push the release button and pull out the door, disconnecting the hinges.



OVERHEAD UNITS

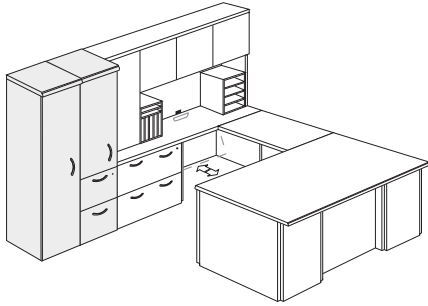
The wall mount overhead storage units must be installed on wall studs. The first step for installation is to locate the studs in the wall where the overhead is to be mounted.

Position the overhead hanger rail on the wall to ensure studs line up with pre-drilled holes in the hanger rail and mark the location on the wall.

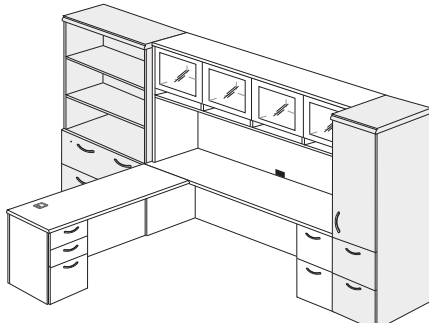
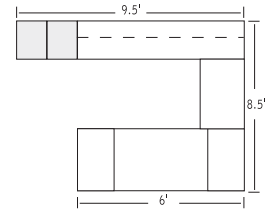
Drill holes at the marked hole locations. Fasteners are to be provided by the installer, so hole size will be determined by size of fastener chosen. If studs cannot be accessed, then appropriate drywall plugs or butterfly bolts should be used. If the end of the wall rail is further than 3" from a stud, toggle bolts must be fastened through holes 1 and 3. Fasten the mounting rail to the wall ensuring that it is level.

Remove the black plugs located on the inside face of the back panel to gain access to the adjusting screws on the hanging brackets. Hang the overhead on the mounting rail. The hanging brackets provide vertical and plumb adjusting screws. Level the cabinet by using these screws. All brackets must be adjusted so that they all support the cabinet. When leveling of the overhead is complete, insert the black plugs in the holes to cover the adjusting screws.

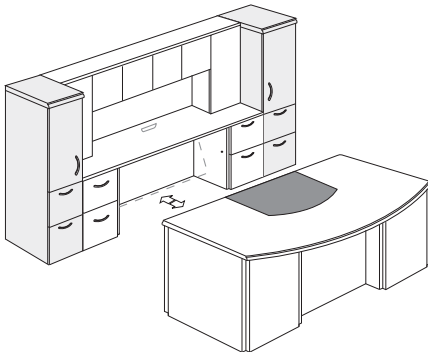
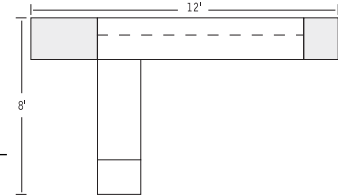
CONTOUR | SUGGESTED CONFIGURATIONS



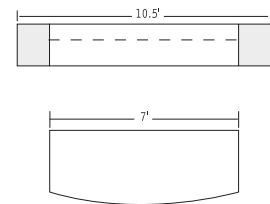
Model	Rift Oak	Cherry Maple
97D-7236-4-L0RF	2579	2714
97LU-4224-HX	974	1024
97CY-7224-XLFR0	2955	3110
97HTPR-7215-40-L110HROW	3056	3209
97PM-171220-02	816	859
97PM-171220-03	816	859
Total List	11,196	11,775
97WR-192469-22L	1906	2007
97ST-192469-11L	1842	1938
Total List with Storage	14,944	15,720



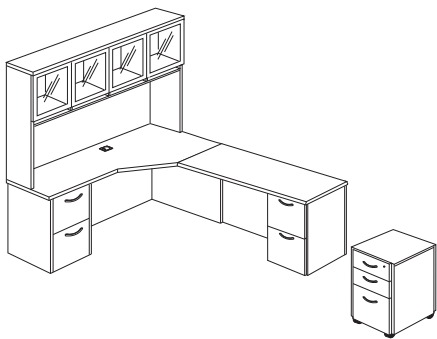
Model	Rift Oak	Cherry Maple
97CY-8424-4-XLORD	2815	2962
97RH-7224-XL4F	2282	2402
97HTPM-8415-40GW	3602	3784
9705-42	1181	1244
9710-18D29	548	577
Total List	10,428	10,969
97ST-192469-91R	2687	2828
97ST-362469-03	2905	3058
Total List with Storage	16,020	16,855



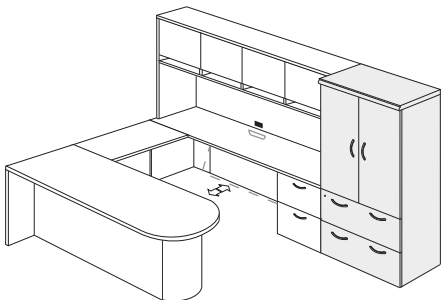
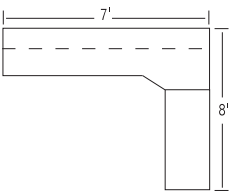
Model	Rift Oak	Cherry Maple
97D-8430-4-LFRD-BT	3666	3859
Leather Inlay	1103	1103
97TP-8424	1158	1218
97MPY-56-X41	470	495
97P-1624-4D	1127	1185
97P-1624-4D	1127	1185
97HTPR-8415-40-L110HR11	3715	3911
Total List	12,366	12,956
97ST-192469-91R	2687	2828
97WR-192469-22L	1906	2007
Total List with Storage	16,959	17,791



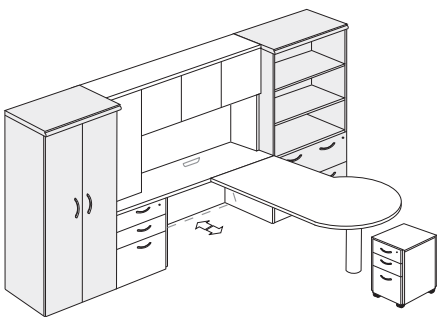
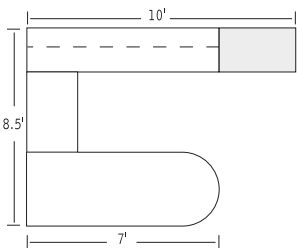
CONTOUR | SUGGESTED CONFIGURATIONS



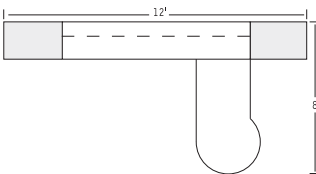
Model	Rift Oak	Cherry Maple
97CC-8424-XL4D	2237	2355
97RH-6024-XR4D	2080	2190
97MP-162028-4F	1256	1322
97HTPM-8415-40G	3470	3651
Total List	9,043	9,518



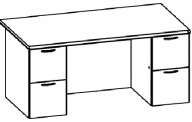
Model	Rift Oak	Cherry Maple
97BD-8436L-DBM	2528	2660
97LU-4224-HX	974	1024
97TP-8424	1158	1218
97MPY-68-X41	488	515
97LB-2429	507	535
97P-1624-4D	1127	1185
97HTPM-8415-40W	3229	3392
Total List	10,011	10,529
97ST-362469-04	3241	3411
Total List with Storage	13,252	13,940



Model	Rift Oak	Cherry Maple
97PR-7230R	1980	2085
97TP-8424	1158	1218
97LB-2429	507	535
97P-1624-4D	1127	1185
97HTPR-8415-40-L110HR0	3377	3556
97MP-162028-4F	1256	1322
Total List	9,405	9,901
97WR-362469-03	2401	2528
97ST-362469-03	2905	3058
Total List with Storage	14,711	15,487



CONTOUR | DESKS

DESCRIPTION	MODEL	Rift Oak	Cherry Maple	W	D	H	KW	Shipping Weight	Cubes
	97D60304LDRD	3167	3333	59.75	30.25	29.5	28.5	218	39.5
	97D60304LDRF	3167	3333	59.75	30.25	29.5	28.5	218	39.5
	97D60304LFRD	3167	3333	59.75	30.25	29.5	28.5	218	39.5
	97D60304LFRF	3167	3333	59.75	30.25	29.5	28.5	218	39.5
	97D66304LDRD	3188	3357	65.75	30.25	29.5	34.25	224	43.25
	97D66304LDRF	3188	3357	65.75	30.25	29.5	34.25	224	43.25
	97D66304LFRD	3188	3357	65.75	30.25	29.5	34.25	224	43.25
	97D66304LFRF	3188	3357	65.75	30.25	29.5	34.25	224	43.25
	97D66364LDRD	3204	3372	65.75	36.25	29.5	34.25	236	51
	97D66364LDRF	3204	3372	65.75	36.25	29.5	34.25	236	51
	97D66364LFRD	3204	3372	65.75	36.25	29.5	34.25	236	51
	97D66364LFRF	3204	3372	65.75	36.25	29.5	34.25	236	51
	97D72304LDRD*	3207	3368	71.75	30.25	29.5	40.25	246	49.25
	97D72304LDRF	3207	3368	71.75	30.25	29.5	40.25	246	49.25
	97D72304LFRD	3207	3368	71.75	30.25	29.5	40.25	246	49.25
	97D72304LFRF	3207	3368	71.75	30.25	29.5	40.25	246	49.25
	97D72364LDRD	3248	3419	71.75	36.25	29.5	40.25	248	55.25
	97D72364LFRF	3248	3419	71.75	36.25	29.5	40.25	248	55.25
	97D72364LFRD	3248	3419	71.75	36.25	29.5	40.25	248	55.25
	97D72364LDRF	3248	3419	71.75	36.25	29.5	40.25	248	55.25
	97D78304LDRD	3269	3433	77.75	30.25	29.5	46.25	248	50.75
	97D78304LDRF	3269	3433	77.75	30.25	29.5	46.25	248	50.75
	97D78304LFRD	3269	3433	77.75	30.25	29.5	46.25	248	50.75
	97D78304LFRF	3269	3433	77.75	30.25	29.5	46.25	248	50.75
	97D78364LDRD	3290	3455	77.75	36.25	29.5	46.25	260	59.5
	97D78364LDRF	3290	3455	77.75	36.25	29.5	46.25	260	59.5
	97D78364LFRD	3290	3455	77.75	36.25	29.5	46.25	260	59.5
	97D78364LFRF	3290	3455	77.75	36.25	29.5	46.25	260	59.5
	97D84304LDRD	3298	3463	83.75	30.25	29.5	52.25	266	54.5
	97D84304LDRF	3298	3463	83.75	30.25	29.5	52.25	266	54.5
	97D84304LFRD	3298	3463	83.75	30.25	29.5	52.25	266	54.5
	97D84304LFRF	3298	3463	83.75	30.25	29.5	52.25	266	54.5
	97D84364LDRD	3302	3467	83.75	36.25	29.5	52.25	272	64
	97D84364LDRF	3302	3467	83.75	36.25	29.5	52.25	272	64
	97D84364LFRD	3302	3467	83.75	36.25	29.5	52.25	272	64
	97D84364LFRF	3302	3467	83.75	36.25	29.5	52.25	272	64

ORDERING NOTES:

Legal file pedestals are 18.75" wide. For legal sized drawers, please add LG- before "97" in model number and add \$55 list per pedestal. Widths above reflect letter size file drawers.

DIMENSION KEY

W - width
D - depth
H - height of work surface
KW - knee hole width

Dimensions are in inches and approximate.
Contact Customer Service if dimensions are critical.

*Indicates model illustrated by line drawing.

CODE DESCRIPTION

L - left handed pedestal position
R - right handed pedestal position
4 - full height pedestal
D - 2 file drawers
F - 2 box, 1 file drawer
0 - no pedestal
BT - bow top
ML - optional metal leg
DB - drum base
DBM - drum base with full height modesty panel

STANDARD FINISHES

For a complete list of standard wood finishes, please see page 450.

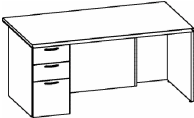
LEATHER INSERTS

Leather insert is available on all desks at an upcharge of \$1050 list.

GROMMETS

One grommet in standard position is optional at no charge. Additional rectangular grommets are available at an upcharge of \$114 list.

CONTOUR | DESKS

DESCRIPTION	MODEL	Rift Oak	Cherry Maple	W	D	H	KW	Shipping	
								Weight	Cubes
 Single Pedestal Desk	97D60304LDR0	2493	2623	59.75	30.25	29.5	42.75	206	39.5
	97D60304LFR0	2493	2623	59.75	30.25	29.5	42.75	206	39.5
	97D60304LORD	2493	2623	59.75	30.25	29.5	42.75	206	39.5
	97D60304LORF	2493	2623	59.75	30.25	29.5	42.75	206	39.5
	97D66304LDR0	2514	2647	65.75	30.25	29.5	48.75	212	43.25
	97D66304LFR0	2514	2647	65.75	30.25	29.5	48.75	212	43.25
	97D66304LORD	2514	2647	65.75	30.25	29.5	48.75	212	43.25
	97D66304LORF	2514	2647	65.75	30.25	29.5	48.75	212	43.25
	97D66364LDR0	2536	2669	65.75	36.25	29.5	48.75	224	51
	97D66364LFR0*	2536	2669	65.75	36.25	29.5	48.75	224	51
	97D66364LORD	2536	2669	65.75	36.25	29.5	48.75	224	51
	97D66364LORF	2536	2669	65.75	36.25	29.5	48.75	224	51
	97D72304LDR0	2538	2672	71.75	30.25	29.5	54.75	224	49.25
	97D72304LFR0	2538	2672	71.75	30.25	29.5	54.75	224	49.25
	97D72304LORD	2538	2672	71.75	30.25	29.5	54.75	224	49.25
	97D72304LORF	2538	2672	71.75	30.25	29.5	54.75	224	49.25
	97D72364LDR0	2579	2714	71.75	36.25	29.5	54.75	236	55.25
	97D72364LFR0	2579	2714	71.75	36.25	29.5	54.75	236	55.25
	97D72364LORD	2579	2714	71.75	36.25	29.5	54.75	236	55.25
	97D72364LORF	2579	2714	71.75	36.25	29.5	54.75	236	55.25
	97D78304LDR0	2609	2739	77.75	30.25	29.5	60.75	236	50.75
	97D78304LFR0	2609	2739	77.75	30.25	29.5	60.75	236	50.75
	97D78304LORD	2609	2739	77.75	30.25	29.5	60.75	236	50.75
	97D78304LORF	2609	2739	77.75	30.25	29.5	60.75	236	50.75
	97D78364LDR0	2623	2754	77.75	36.25	29.5	60.75	248	59.5
	97D78364LFR0	2623	2754	77.75	36.25	29.5	60.75	248	59.5
	97D78364LORD	2623	2754	77.75	36.25	29.5	60.75	248	59.5
	97D78364LORF	2623	2754	77.75	36.25	29.5	60.75	248	59.5
	97D84304LDR0	2639	2777	83.75	30.25	29.5	65.75	250	54.5
	97D84304LFR0	2639	2777	83.75	30.25	29.5	65.75	250	54.5
	97D84304LORD	2639	2777	83.75	30.25	29.5	65.75	250	54.5
	97D84304LORF	2639	2777	83.75	30.25	29.5	65.75	250	54.5
	97D84364LDR0	2654	2795	83.75	36.25	29.5	65.75	260	64
	97D84364LFR0	2654	2795	83.75	36.25	29.5	65.75	260	64
	97D84364LORD	2654	2795	83.75	36.25	29.5	65.75	260	64
	97D84364LORF	2654	2795	83.75	36.25	29.5	65.75	260	64

ORDERING NOTES:

Legal file pedestals are 18.75" wide. For legal sized drawers, please add LG- before "97" in model number and add \$55 list per pedestal. Widths above reflect letter size file drawers.

ORDERING PROCEDURES

To order, please specify the following:

- 1) Krug product model number
- 2) Wood species and finish, see page 450
- 3) Edge profile, see page 452
- 4) Pull style and finish, see page 453
- 5) Grommet location and style if applicable

* Indicates model illustrated by line drawing

CODE DESCRIPTION

L - left handed pedestal position
 R - right handed pedestal position
 4 - full height pedestal
 D - 2 file drawers
 F - 2 box, 1 file drawer
 0 - no pedestal
 BT - bow top
 ML - optional metal leg
 DB - drum base
 DBM - drum base with full height modesty panel

STANDARD FINISHES

For a complete list of standard wood finishes, please see page 450.


LEATHER INSERTS

Leather insert is available on all desks at an upcharge of \$1050 list.


GROMMETS

One grommet in standard position is optional at no charge. Additional rectangular grommets are available at an upcharge of \$114 list.

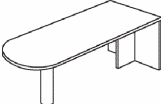
CONTOUR | DESKS

DESCRIPTION	MODEL	Rift Oak	Cherry Maple	W	D	H	KW	Shipping Weight	Cubes
	97D60304L0R0	1765	1857	59.75	30.25	29.5	57.25	187	39.5
	97D66304L0R0	1786	1880	65.75	30.25	29.5	63.25	198	43.5
	97D66364L0R0	1807	1901	65.75	36.25	29.5	63.25	215	51
	97D72304L0R0	1828	1925	71.75	30.25	29.5	69.25	210	49.25
	97D72364L0R0*	1849	1946	71.75	36.25	29.5	69.25	228	55.25
	97D78304L0R0	1880	1974	77.75	30.25	29.5	75.25	222	50.75
	97D78364L0R0	1893	1987	77.75	36.25	29.5	75.25	241	59.5
	97D84304L0R0	1905	2001	83.75	30.25	29.5	81.25	233	54.5
	97D84364L0R0	1923	2024	83.75	36.25	29.5	81.25	254	64

ORDERING NOTES:
Please specify a 24" deep pedestal for 30" shells and a 30" deep pedestal for 36" shells.

	BT97D6030	300	315	-	-	-	-	-	-
	BT97D6630	314	329	-	-	-	-	-	-
	BT97D6636	330	346	-	-	-	-	-	-
	BT97D7230	342	359	-	-	-	-	-	-
	BT97D7236	353	370	-	-	-	-	-	-
	BT97D7830*	362	379	-	-	-	-	-	-
	BT97D7836	366	384	-	-	-	-	-	-
	BT97D8430	368	386	-	-	-	-	-	-
	BT97D8436	372	390	-	-	-	-	-	-

ORDERING NOTES:
Add BT at the end of any standard model number and apply the size appropriate upcharge. The bow front adds 6" to the depth of the top at it's widest point. Add 15 lbs. to standard desk weight for bow top option.

	97BD6030	1764	1940	59.75	30.25	29.5	40	102	40
	97BD6630	1892	1986	65.75	30.25	29.5	46	115	43
	97BD6636*	1910	2006	65.75	36.25	29.5	43	128	51
	97BD7230	1927	2029	71.75	30.25	29.5	52	128	47
	97BD7236	1968	2072	71.75	36.25	29.5	49	136	55
	97BD7836	2097	2307	77.75	36.25	29.5	55	144	60
	97BD8436	2135	2349	83.25	36.25	29.5	61	152	64.5

DIMENSION KEY

W - width
D - depth
H - height of worksurface
KW - kneehole width

Dimensions are in inches and approximate.
Contact Customer Service if dimensions are critical.

*Indicates model illustrated by line drawing.

CODE DESCRIPTION

L - left handed pedestal position
R - right handed pedestal position
4 - full height pedestal
D - 2 file drawers
F - 2 box, 1 file drawer
0 - no pedestal
BT - bow top
ML - optional metal leg
DB - drum base
DBM - drum base with full height modesty panel

STANDARD FINISHES

For a complete list of standard wood finishes, please see page 450.

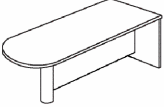
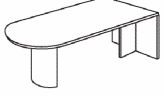
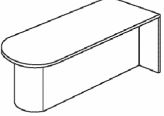
LEATHER INSERTS

Leather insert is available on all desks at an upcharge of \$1050 list.

GROMMETS

One grommet in standard position is optional at no charge. Additional rectangular grommets are available at an upcharge of \$114 list.

CONTOUR | CURVILINEAR DESKS

DESCRIPTION	MODEL	Rift Oak	Cherry Maple	W	D	H	KW	Shipping Weight	Cubes
Bullet Desk Wood Leg 3/4 Modesty 	97BD60303LGM	1923	2115	59.75	30.25	29.5	40	180	40
	97BD66303LGM	1965	2162	65.5	30.25	29.5	46	190	43.5
	97BD66363LGM*	1983	2181	65.5	36.25	29.5	43	205	51
	97BD72303LGM	2000	2200	71.5	30.25	29.5	52	200	47
	97BD72363LGM	2042	2246	71.5	36.25	29.5	49	215	55.5
	97BD78303LGM	2250	2475	77.75	30.25	29.5	58	203	51
	97BD78363LGM	2286	2515	77.75	36.25	29.5	55	225	59.5
	97BD84303LGM	2281	2509	83.25	30.25	29.5	64	212	54.5
	97BD84363LGM	2329	2562	83.25	36.25	29.5	61	236	64
Bullet Desk, Half Drum Base 	97BD6630DB	2125	2231	65.75	30.25	29.5	49.25	120	43
	97BD6636DB*	2143	2250	65.75	36.25	29.5	46.5	132	51
	97BD7230DB	2157	2265	71.75	30.25	29.5	55.25	132	47
	97BD7236DB	2203	2313	71.75	36.25	29.5	52.5	140	55
	97BD7830DB	2219	2330	77.75	30.25	29.5	61.25	161	51
	97BD7836DB	2264	2377	77.75	36.25	29.5	58.5	178	60
	97BD8430DB	2292	2406	83.75	30.25	29.5	67.25	166	55
	97BD8436DB	2319	2435	83.75	36.25	29.5	64.5	183	64
	97BD9636DB	2394	2633	96	36.25	29.5	76.5	200	72.5
Bullet Desk, Half Drum Base and Full Modesty Panel 	97BD6630LDBM	2398	2525	65.75	30.25	29.5	49.25	132	43
	97BD6630RDBM	2398	2525	65.75	30.25	29.5	49.25	132	43
	97BD6636LDBM	2411	2532	65.75	36.25	29.5	46.5	144	51
	97BD6636RDBM*	2411	2532	65.75	36.25	29.5	46.5	144	51
	97BD7230LDBM	2429	2558	71.75	30.25	29.5	55.25	144	47
	97BD7230RDBM	2429	2558	71.75	30.25	29.5	55.25	144	47
	97BD7236LDBM	2447	2569	71.75	36.25	29.5	52.5	152	55
	97BD7236RDBM	2447	2569	71.75	36.25	29.5	52.5	152	55
	97BD7830LDBM	2469	2593	77.75	30.25	29.5	61.25	144	51
	97BD7830RDBM	2469	2593	77.75	30.25	29.5	61.25	144	51
	97BD7836LDBM	2487	2611	77.75	36.25	29.5	58.5	152	60
	97BD7836RDBM	2487	2611	77.75	36.25	29.5	58.5	152	60
	97BD8430LDBM	2510	2636	83.75	30.25	29.5	67.25	152	55
	97BD8430RDBM	2510	2636	83.75	30.25	29.5	67.25	152	55
	97BD8436LDBM	2528	2654	83.75	36.25	29.5	64.5	176	64
	97BD8436RDBM	2528	2654	83.75	36.25	29.5	64.5	176	64
	97BD9636LDBM	2610	2871	96	36.25	29.5	76.5	265	72.5
	97BD9636RDBM	2610	2871	96	36.25	29.5	76.5	265	72.5

ORDERING PROCEDURES

To order, please specify the following:

- 1) Krug product model number
- 2) Wood species and finish, see page 450
- 3) Edge profile, see page 452
- 4) Pull style and finish, see page 453
- 5) Grommet location and style if applicable

* Indicates model illustrated by line drawing

CODE DESCRIPTION

L - left handed pedestal position
 R - right handed pedestal position
 4 - full height pedestal
 D - 2 file drawers
 F - 2 box, 1 file drawer
 0 - no pedestal
 BT - bow top
 ML - optional metal leg
 DB - drum base
 DBM - drum base with full height modesty panel

STANDARD FINISHES

For a complete list of standard wood finishes, please see page 450.

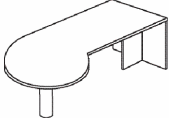
LEATHER INSERTS

Leather insert is available on all desks at an upcharge of \$1050 list.

GROMMETS

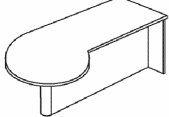
One grommet in standard position is optional at no charge. Additional rectangular grommets are available at an upcharge of \$114 list.

CONTOUR | CURVILINEAR DESKS

DESCRIPTION	MODEL	Rift Oak	Cherry Maple	W	D	H	KW	Shipping Weight	Cubes
	"P" Desk, Wood Post Leg 97PD6630L	2319	2435	65.75	36.25	29.5	43	145	51
	97PD6630R	2319	2435	65.75	36.25	29.5	43	145	51
	97PD6636L	2368	2487	65.75	41.75	29.5	40.25	145	58
	97PD6636R	2368	2487	65.75	41.75	29.5	40.25	145	58
	97PD7230L	2417	2538	71.75	36.25	29.5	49	160	56
	97PD7230R	2417	2538	71.75	36.25	29.5	49	160	56
	97PD7236L	2471	2595	71.75	41.75	29.5	46.25	160	63
	97PD7236R*	2471	2595	71.75	41.75	29.5	46.25	160	63
	97PD8430L	2520	2646	83.75	36.25	29.5	61	176	64
	97PD8430R	2520	2646	83.75	36.25	29.5	61	176	64
	97PD8436L	2570	2698	83.75	41.75	29.5	58.25	176	73
	97PD8436R	2570	2704	83.75	41.75	29.5	58.25	176	73

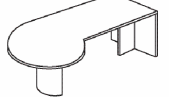
ORDERING NOTES:

For optional metal post leg instead of wood post leg, please add ML- at the end of the model number and note on the purchase order.

	"P" Desk, Wood Post Leg and Full Modesty Panel 97PD6636L4LGM	2579	2708	65.75	41.75	29.5	40.25	245	58
	97PD6636R4LGM	2579	2708	65.75	41.75	29.5	40.25	245	58
	97PD7236L4LGM	2687	2821	71.75	41.75	29.5	46.25	255	63
	97PD7236R4LGM*	2687	2821	71.75	41.75	29.5	46.25	255	63
	97PD7836L4LGM	2713	2848	77.75	41.75	29.5	52.25	263	68
	97PD7836R4LGM	2713	2848	77.75	41.75	29.5	52.25	263	68
	97PD8436L4LGM	2801	2941	83.75	41.75	29.5	58.25	269	73
	97PD8436R4LGM	2801	2941	83.75	41.75	29.5	58.25	269	73

ORDERING NOTES:

For optional metal post leg instead of wood post leg, please add ML- at the end of the model number and note on the purchase order.

	"P" Desk, Half Drum Base 97PD6630L4DB	2697	2831	65.75	36.25	29.5	46	232	54
	97PD6630R4DB	2697	2831	65.75	36.25	29.5	46	232	54
	97PD6636L4DB	2729	2865	65.75	41.75	29.5	43.75	238	62
	97PD6636R4DB	2729	2865	65.75	41.75	29.5	43.75	238	62
	97PD7230L4DB	2756	2894	71.75	36.25	29.5	52.5	232	54
	97PD7230R4DB	2756	2894	71.75	36.25	29.5	52.5	232	54
	97PD7236L4DB	2773	2912	71.75	41.75	29.5	49.5	238	62
	97PD7236R4DB*	2773	2912	71.75	41.75	29.5	49.5	238	62
	97PD7830L4DB	2793	2933	77.75	36.25	29.5	58.5	156	60
	97PD7830R4DB	2793	2933	77.75	36.25	29.5	58.5	156	60
	97PD7836L4DB	2818	2959	77.75	41.75	29.5	55.75	176	68
	97PD7836R4DB	2818	2959	77.75	41.75	29.5	55.75	176	68
	97PD8430L4DB	2838	2980	83.75	36.25	29.5	64.5	238	63
	97PD8430R4DB	2838	2980	83.75	36.25	29.5	64.5	238	63
	97PD8436L4DB	2870	3014	83.75	41.75	29.5	61.5	246	72
	97PD8436R4DB	2870	3014	83.75	41.75	29.5	61.5	246	72

ORDERING PROCEDURES

To order, please specify the following:

- 1) Krug product model number
- 2) Wood species and finish, see page 450
- 3) Edge profile, see page 452
- 4) Pull style and finish, see page 453
- 5) Grommet location and style if applicable

* Indicates model illustrated by line drawing

CODE DESCRIPTION

L - left handed pedestal position
 R - right handed pedestal position
 4 - full height pedestal
 D - 2 file drawers
 F - 2 box, 1 file drawer
 0 - no pedestal
 BT - bow top
 ML - optional metal leg
 DB - drum base
 DBM - drum base with full height modesty panel

STANDARD FINISHES

For a complete list of standard wood finishes, please see page 450.

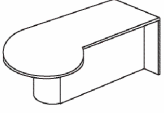
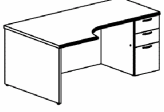
LEATHER INSERTS

Leather insert is available on all desks at an upcharge of \$1050 list.

GROMMETS

One grommet in standard position is optional at no charge. Additional rectangular grommets are available at an upcharge of \$114 list.

CONTOUR | CURVILINEAR DESKS

DESCRIPTION	MODEL	Rift Oak	Cherry Maple	W	D	H	KW	Shipping Weight	Cubes
"P" Desk, Half Drum Base and Full Modesty Panel 	97PD6630L4DBM	2918	3064	65.75	36.25	29.5	46	232	54
	97PD6630R4DBM	2918	3064	65.75	36.25	29.5	46	232	54
	97PD6636L4DBM	2948	3095	65.75	41.75	29.5	43.75	238	62
	97PD6636R4DBM	2948	3095	65.75	41.75	29.5	43.75	238	62
	97PD7230L4DBM	2975	3124	71.75	36.25	29.5	52.5	232	54
	97PD7230R4DBM	2975	3124	71.75	36.25	29.5	52.5	232	54
	97PD7236L4DBM	2996	3146	71.75	41.75	29.5	49.5	238	62
	97PD7236R4DBM*	2996	3146	71.75	41.75	29.5	49.5	238	62
	97PD7830L4DBM	3022	3173	77.75	36.25	29.5	58.5	156	60
	97PD7830R4DBM	3022	3173	77.75	36.25	29.5	58.5	156	60
	97PD7836L4DBM	3043	3195	77.75	41.75	29.5	55.75	176	68
	97PD7836R4DBM	3043	3195	77.75	41.75	29.5	55.75	176	68
	97PD8430L4DBM	3070	3223	83.75	36.25	29.5	64.5	238	63
	97PD8430R4DBM	3070	3223	83.75	36.25	29.5	64.5	238	63
	97PD8436L4DBM	3096	3250	83.75	41.75	29.5	61.5	246	72
	97PD8436R4DBM	3096	3250	83.75	41.75	29.5	61.5	246	72
Curved Corner Desk 	97CCD723042L24RF	2298	2528	72	30	29.5	32	269	60
	97CCD723042R24LF*	2298	2528	72	30	29.5	32	269	60
	97CCD783042L24RF	2332	2565	78	30	29.5	38	279	68
	97CCD783042R24LF	2332	2565	78	30	29.5	38	279	68
	97CCD843042L24RF	2368	2605	84	30	29.5	44	289	73
	97CCD843042R24LF	2368	2605	84	30	29.5	44	289	73

DIMENSION KEY

W - width
D - depth
H - height of worksurface
KW - kneehole width

Dimensions are in inches and approximate.
Contact Customer Service if dimensions are critical.

*Indicates model illustrated by line drawing.

CODE DESCRIPTION

L - left handed pedestal position
R - right handed pedestal position
4 - full height pedestal
D - 2 file drawers
F - 2 box, 1 file drawer
0 - no pedestal
BT - bow top
ML - optional metal leg
DB - drum base
DBM - drum base with full height modesty panel

STANDARD FINISHES

For a complete list of standard wood finishes, please see page 450.

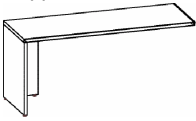
LEATHER INSERTS

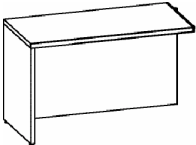
Leather insert is available on all desks at an upcharge of \$1050 list.

GROMMETS

One grommet in standard position is optional at no charge. Additional rectangular grommets are available at an upcharge of \$114 list.

CONTOUR | RETURNS

DESCRIPTION	MODEL	Rift Oak	Cherry Maple	W	D	H	KW	Shipping Weight	Cubes
Open Return with L-Support 	97RH3620L	883	971	36	20	29.5	34.75	64	17.5
	97RH3620R	883	971	36	20	29.5	34.75	64	17.5
	97RH3624L	908	999	36	24	29.5	34.75	72	20
	97RH3624R	908	999	36	24	29.5	34.75	72	20
	97RH4220L	983	1032	42	20	29.5	40.75	72	21
	97RH4220R	983	1032	42	20	29.5	40.75	72	21
	97RH4224L	1009	1059	42	24	29.5	40.75	80	24.25
	97RH4224R	1009	1059	42	24	29.5	40.75	80	24.25
	97RH4820L	1037	1088	48	20	29.5	46.75	80	23.5
	97RH4820R	1037	1088	48	20	29.5	46.75	80	23.5
	97RH4824L	1064	1118	48	24	29.5	46.75	88	27.5
	97RH4824R	1064	1118	48	24	29.5	46.75	88	27.5
	97RH5420L	1079	1133	53.75	20	29.5	52.5	88	26
	97RH5420R	1079	1133	53.75	20	29.5	52.5	88	26
	97RH5424L	1097	1155	53.75	24	29.5	52.5	96	30.5
	97RH5424R	1097	1155	53.75	24	29.5	52.5	96	30.5
	97RH6020L	1114	1170	59.75	20	29.5	58.5	96	28.75
	97RH6020R	1114	1170	59.75	20	29.5	58.5	96	28.75
	97RH6024L	1133	1194	59.75	24	29.5	58.5	104	33.5
	97RH6024R	1133	1194	59.75	24	29.5	58.5	104	33.5
	97RH6620L	1152	1210	65.75	20	29.5	64.5	104	32.25
	97RH6620R	1152	1210	65.75	20	29.5	64.5	104	32.25
	97RH6624L*	1168	1229	65.75	24	29.5	64.5	112	36.5
	97RH6624R	1168	1229	65.75	24	29.5	64.5	112	36.5
	97RH7220L	1188	1248	71.75	20	29.5	70.5	112	33.75
	97RH7220R	1188	1248	71.75	20	29.5	70.5	112	33.75
	97RH7224L	1199	1259	71.75	24	29.5	70.5	120	39.5
	97RH7224R	1199	1259	71.75	24	29.5	70.5	120	39.5

Open Return with Full Modesty Panel 	97RH3624XL	1011	1112	36	24	29.5	34.75	88	20.5
	97RH3624XR	1011	1112	36	24	29.5	34.75	88	20.5
	97RH4224XL	1131	1190	42	24	29.5	40.75	98	24.25
	97RH4224XR	1131	1190	42	24	29.5	40.75	98	24.25
	97RH4824XL*	1202	1264	48	24	29.5	46.75	108	27.5
	97RH4824XR	1202	1264	48	24	29.5	46.75	108	27.5
	97RH5424XL	1254	1317	53.75	24	29.5	52.5	118	30.5
	97RH5424XR	1254	1317	53.75	24	29.5	52.5	118	30.5
	97RH6024XL	1306	1371	59.75	24	29.5	58.5	120	33.5
	97RH6024XR	1306	1371	59.75	24	29.5	58.5	120	33.5

ORDERING PROCEDURES

To order, please specify the following:

- 1) Krug product model number
- 2) Wood species and finish, see page 450
- 3) Edge profile, see page 452
- 4) Pull style and finish, see page 453
- 5) Grommet location and style if applicable

* Indicates model illustrated by line drawing

CODE DESCRIPTION

L - left handed pedestal position
 R - right handed pedestal position
 4 - full height pedestal
 D - 2 file drawers
 F - 2 box, 1 file drawer
 0 - no pedestal
 X - includes modesty panel
 LF - lateral file
 Y - hinged modesty panel

STANDARD FINISHES

For a complete list of standard wood finishes, please see page 450.

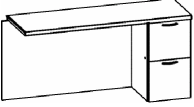
WIRE MANAGEMENT CUT-OUTS

A wire management cut-out is optional on full modesty panels. Note clearly on Purchase Order and add \$170 list upcharge.

GROMMETS

One grommet in standard position is optional at no charge. Additional rectangular grommets are available at an upcharge of \$114 list.

CONTOUR | RETURNS

DESCRIPTION	MODEL	Rift Oak	Cherry Maple	W	D	H	KW	Shipping	
								Weight	Cubes
Single Pedestal Return with Full Modesty Panel 	97RH3620XL4D	1778	1965	36	20	29.5	20.25	96	17.5
	97RH3620XR4D	1778	1965	36	20	29.5	20.25	96	17.5
	97RH3620XL4F	1778	1965	36	20	29.5	20.25	96	17.5
	97RH3620XR4F	1778	1965	36	20	29.5	20.25	96	17.5
	97RH3624XL4D	1803	1983	36	24	29.5	20.25	100	20.5
	97RH3624XR4D	1803	1983	36	24	29.5	20.25	100	20.5
	97RH3624XL4F	1803	1983	36	24	29.5	20.25	100	20.5
	97RH3624XR4F	1803	1983	36	24	29.5	20.25	100	20.5
	97RH4220XL4D	1910	2006	42	20	29.5	26.25	100	21
	97RH4220XR4D	1910	2006	42	20	29.5	26.25	100	21
	97RH4220XL4F	1910	2006	42	20	29.5	26.25	100	21
	97RH4220XR4F	1910	2006	42	20	29.5	26.25	100	21
	97RH4224XL4D	1937	2040	42	24	29.5	26.25	104	21
	97RH4224XR4D	1937	2040	42	24	29.5	26.25	104	24.5
	97RH4224XL4F	1937	2040	42	24	29.5	26.25	104	24.5
	97RH4224XR4F	1937	2040	42	24	29.5	26.25	104	24.5
	97RH4820XL4D	1953	2054	48	20	29.5	32.25	104	23.5
	97RH4820XR4D	1953	2054	48	20	29.5	32.25	104	23.5
	97RH4820XL4F	1953	2054	48	20	29.5	32.25	104	23.5
	97RH4820XR4F	1953	2054	48	20	29.5	32.25	104	23.5
	97RH4824XL4D	1960	2064	48	24	29.5	32.25	108	23.5
	97RH4824XR4D	1960	2064	48	24	29.5	32.25	108	27.5
	97RH4824XL4F	1960	2064	48	24	29.5	32.25	108	27.5
	97RH4824XR4F	1960	2064	48	24	29.5	32.25	108	27.5
	97RH5420XL4D	1977	2076	53.75	20	29.5	38	108	26
	97RH5420XR4D	1977	2076	53.75	20	29.5	38	108	26
	97RH5420XL4F	1977	2076	53.75	20	29.5	38	108	26
	97RH5420XR4F	1977	2076	53.75	20	29.5	38	108	26
	97RH5424XL4D	2001	2107	53.75	24	29.5	38	120	26
	97RH5424XR4D	2001	2107	53.75	24	29.5	38	120	30.5
	97RH5424XL4F	2001	2107	53.75	24	29.5	38	120	30.5
	97RH5424XR4F	2001	2107	53.75	24	29.5	38	120	30.5
	97RH6020XL4D	2043	2145	59.75	20	29.5	44	120	28.75
	97RH6020XR4D*	2043	2145	59.75	20	29.5	44	120	28.75
	97RH6020XL4F	2043	2145	59.75	20	29.5	44	120	28.75
	97RH6020XR4F	2043	2145	59.75	20	29.5	44	120	28.75
	97RH6024XL4D	2080	2184	59.75	24	29.5	44	128	28.75
	97RH6024XR4D	2080	2184	59.75	24	29.5	44	128	33.5
	97RH6024XL4F	2080	2184	59.75	24	29.5	44	128	33.5
	97RH6024XR4F	2080	2184	59.75	24	29.5	44	128	33.5

ORDERING NOTES:

Legal size pedestals are 18.75" wide. For legal sized file drawers, please add LG- before "97" in model number and add \$55 list per pedestal. Widths above reflect letter size file drawers. A wire management cut-out is standard on hinged modesty panels.

DIMENSION KEY

W - width
D - depth
H - height of worksurface
KW - kneehole width

Dimensions are in inches and approximate.
Contact Customer Service if dimensions are critical.

*Indicates model illustrated by line drawing.

CODE DESCRIPTION

L - left handed pedestal position
R - right handed pedestal position
4 - full height pedestal
D - 2 file drawers
F - 2 box, 1 file drawer
0 - no pedestal
X - includes modesty panel
LF - lateral file
Y - hinged modesty panel

STANDARD FINISHES

For a complete list of standard wood finishes, please see page 450.

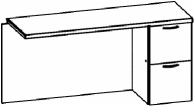
WIRE MANAGEMENT CUT-OUTS

A wire management cut-out is optional on full modesty panels. Note clearly on Purchase Order and add \$170 list upcharge.

GROMMETS

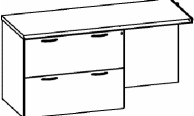
One grommet in standard position is optional at no charge. Additional rectangular grommets are available at an upcharge of \$114 list.

CONTOUR | RETURNS

DESCRIPTION	MODEL	Rift Oak	Cherry Maple	W	D	H	KW	Shipping Weight	Cubes
Single Pedestal Return with Full Modesty Panel, Continued	97RH6620XL4D	2185	2294	65.75	20	29.5	50	128	32.25
	97RH6620XR4D*	2185	2294	65.75	20	29.5	50	128	31.25
	97RH6620XL4F	2185	2294	65.75	20	29.5	50	128	31.25
	97RH6620XR4F	2185	2294	65.75	20	29.5	50	128	31.25
	97RH6624XL4D	2209	2319	65.75	24	29.5	50	136	31.25
	97RH6624XR4D	2209	2319	65.75	24	29.5	50	136	36.5
	97RH6624XL4F	2209	2319	65.75	24	29.5	50	136	36.5
	97RH6624XR4F	2209	2319	65.75	24	29.5	50	136	36.5
	97RH7220XL4D	2255	2367	71.75	20	29.5	56	136	33.75
	97RH7220XR4D	2255	2367	71.75	20	29.5	56	136	33.75
	97RH7220XL4F	2255	2367	71.75	20	29.5	56	136	33.75
	97RH7220XR4F	2255	2367	71.75	20	29.5	56	136	33.75
	97RH7224XL4D	2283	2397	71.75	24	29.5	56	144	33.75
	97RH7224XR4D	2283	2397	71.75	24	29.5	56	144	39.5
	97RH7224XL4F	2283	2397	71.75	24	29.5	56	144	39.5
	97RH7224XR4F	2283	2397	71.75	24	29.5	56	144	39.5
	97RH7820XL4D	2184	2402	78	20	29.5	62	120	28
	97RH7820XR4D	2184	2402	78	20	29.5	62	120	28
	97RH7820XL4F	2184	2402	78	20	29.5	62	120	28
	97RH7820XR4F	2184	2402	78	20	29.5	62	120	28
	97RH7824XL4D	2209	2430	78	24	29.5	62	165	41.5
	97RH7824XR4D	2209	2430	78	24	29.5	62	165	41.5
	97RH7824XL4F	2209	2430	78	24	29.5	62	165	41.5
	97RH7824XR4F	2209	2430	78	24	29.5	62	165	41.5
	97RH8420XL4D	2330	2447	83.75	20	29.5	68	152	39
	97RH8420XR4D	2330	2447	83.75	20	29.5	68	152	39
	97RH8420XL4F	2330	2447	83.75	20	29.5	68	152	39
	97RH8420XR4F	2330	2447	83.75	20	29.5	68	152	39
	97RH8424XL4D	2356	2474	83.75	24	29.5	68	160	39
	97RH8424XR4D	2356	2474	83.75	24	29.5	68	160	45.75
	97RH8424XL4F	2356	2474	83.75	24	29.5	68	160	45.75
	97RH8424XR4F	2356	2474	83.75	24	29.5	68	160	45.75

ORDERING NOTES:

Legal size pedestals are 18.75" wide. For legal sized file drawers, please add LG- before "97" in model number and add \$55 list per pedestal. Widths above reflect letter size file drawers. A wire management cut-out is standard on hinged modesty panels.

Single Pedestal with Lateral File and Full Modesty Panel 	97RH6020XLLF36	2512	2638	59.75	20	29.5	24	160	28.75
	97RH6020XRFL36	2512	2638	59.75	20	29.5	24	160	28.75
	97RH6024XLLF36*	2529	2655	59.75	24	29.5	24	168	33.5
	97RH6024XRFL36	2529	2655	59.75	24	29.5	24	168	33.5
	97RH6620XLLF36	2561	2689	65.75	20	29.5	30	172	31.25
	97RH6620XRFL36	2561	2689	65.75	20	29.5	30	172	31.25
	97RH6624XLLF36	2579	2708	65.75	24	29.5	30	176	36.5
	97RH6624XRFL36	2579	2708	65.75	24	29.5	30	176	36.5

ORDERING PROCEDURES

To order, please specify the following:

- 1) Krug product model number
- 2) Wood species and finish, see page 450
- 3) Edge profile, see page 452
- 4) Pull style and finish, see page 453
- 5) Grommet location and style if applicable

* Indicates model illustrated by line drawing

CODE DESCRIPTION

L - left handed pedestal position
 R - right handed pedestal position
 4 - full height pedestal
 D - 2 file drawers
 F - 2 box, 1 file drawer
 0 - no pedestal
 X - includes modesty panel
 LF - lateral file
 Y - hinged modesty panel

STANDARD FINISHES

For a complete list of standard wood finishes, please see page 450.

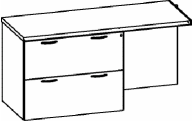
WIRE MANAGEMENT CUT-OUTS

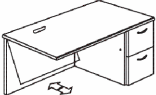
A wire management cut-out is optional on full modesty panels. Note clearly on Purchase Order and add \$170 list upcharge.

GROMMETS

One grommet in standard position is optional at no charge. Additional rectangular grommets are available at an upcharge of \$114 list.

CONTOUR | RETURNS

DESCRIPTION	MODEL	Rift Oak	Cherry Maple	W	D	H	KW	Shipping Weight	Cubes
Single Pedestal with Lateral File and Full Modesty Panel, Continued 	97RH7220XLLF36*	2610	2749	71.75	20	29.5	36	184	33.75
	97RH7220XRLF36	2610	2749	71.75	20	29.5	36	184	33.75
	97RH7224XLLF36	2627	2766	71.75	24	29.5	36	188	39.5
	97RH7224XRLF36	2627	2766	71.75	24	29.5	36	188	39.5
	97RH7820XLLF36	2661	2794	77.75	20	29.5	42	192	36.5
	97RH7820XRLF36	2661	2794	77.75	20	29.5	42	192	36.5
	97RH7824XLLF36	2678	2812	77.75	24	29.5	42	196	42.75
	97RH7824XRLF36	2678	2812	77.75	24	29.5	42	196	42.75
	97RH8420XLLF36	2710	2845	83.75	20	29.5	48	200	39
	97RH8420XRLF36	2710	2845	83.75	20	29.5	48	200	39
	97RH8424XLLF36	2729	2865	83.75	24	29.5	48	204	45.75
	97RH8424XRLF36	2729	2865	83.75	24	29.5	48	204	45.75

Single Pedestal Return with Hinged Modesty Panel 	97RHY4220L4D	2102	2207	42	20	29.5	26.25	104	21
	97RHY4220R4D	2102	2207	42	20	29.5	26.25	104	21
	97RHY4220L4F	2102	2207	42	20	29.5	26.25	104	21
	97RHY4220R4F	2102	2207	42	20	29.5	26.25	104	21
	97RHY4224L4D	2130	2236	42	24	29.5	26.25	108	24.5
	97RHY4224R4D	2130	2236	42	24	29.5	26.25	108	24.5
	97RHY4224L4F	2130	2236	42	24	29.5	26.25	108	24.5
	97RHY4224R4F	2130	2236	42	24	29.5	26.25	108	24.5
	97RHY4820L4D	2147	2254	48	20	29.5	32.25	108	23.5
	97RHY4820R4D*	2147	2254	48	20	29.5	32.25	108	23.5
	97RHY4820L4F	2147	2254	48	20	29.5	32.25	108	23.5
	97RHY4820R4F	2147	2254	48	20	29.5	32.25	108	23.5
	97RHY4824L4D	2161	2274	48	24	29.5	32.25	112	27.5
	97RHY4824R4D	2161	2274	48	24	29.5	32.25	112	27.5
	97RHY4824L4F	2161	2274	48	24	29.5	32.25	112	27.5
	97RHY4824R4F	2161	2274	48	24	29.5	32.25	112	27.5
	97RHY5420L4D	2176	2285	53.75	20	29.5	38	112	26
	97RHY5420R4D	2176	2285	53.75	20	29.5	38	112	26
	97RHY5420L4F	2176	2285	53.75	20	29.5	38	112	26
	97RHY5420R4F	2176	2285	53.75	20	29.5	38	112	26
	97RHY5424L4D	2202	2312	53.75	24	29.5	38	116	30.5
	97RHY5424R4D	2202	2312	53.75	24	29.5	38	116	30.5
	97RHY5424L4F	2202	2312	53.75	24	29.5	38	116	30.5
	97RHY5424R4F	2202	2312	53.75	24	29.5	38	116	30.5
	97RHY6020L4D	2247	2359	59.75	20	29.5	44	116	28.75
	97RHY6020R4D	2247	2359	59.75	20	29.5	44	116	28.75
	97RHY6020L4F	2247	2359	59.75	20	29.5	44	116	28.75
	97RHY6020R4F	2247	2359	59.75	20	29.5	44	116	28.75

ORDERING NOTES:

Legal size pedestals are 18.75" wide. For legal sized file drawers, please add LG- before "97" in model number and add \$55 list per pedestal. Widths above reflect letter size file drawers. A wire management cut-out is standard on hinged modesty panels.

DIMENSION KEY

W - width
D - depth
H - height of worksurface
KW - kneehole width

Dimensions are in inches and approximate.
Contact Customer Service if dimensions are critical.

*Indicates model illustrated by line drawing.

CODE DESCRIPTION

L - left handed pedestal position
R - right handed pedestal position
4 - full height pedestal
D - 2 file drawers
F - 2 box, 1 file drawer
0 - no pedestal
X - includes modesty panel
LF - lateral file
Y - hinged modesty panel

STANDARD FINISHES

For a complete list of standard wood finishes, please see page 450.

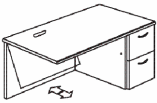
WIRE MANAGEMENT CUT-OUTS

A wire management cut-out is optional on full modesty panels. Note clearly on Purchase Order and add \$170 list upcharge.

GROMMETS

One grommet in standard position is optional at no charge. Additional rectangular grommets are available at an upcharge of \$114 list.

CONTOUR | RETURNS

DESCRIPTION	MODEL	Rift Oak	Cherry Maple	W	D	H	KW	Shipping Weight	Cubes
Single Pedestal Return with Hinged Modesty Panel, Continued	97RHY6024L4D	2288	2402	59.75	24	29.5	44	128	33.5
	97RHY6024R4D*	2288	2402	59.75	24	29.5	44	128	33.5
	97RHY6024L4F	2288	2402	59.75	24	29.5	44	128	33.5
	97RHY6024R4F	2288	2402	59.75	24	29.5	44	128	33.5
	97RHY6620L4D	2405	2525	65.75	20	29.5	50	128	31.25
	97RHY6620R4D	2405	2525	65.75	20	29.5	50	128	31.25
	97RHY6620L4F	2405	2525	65.75	20	29.5	50	128	31.25
	97RHY6620R4F	2405	2525	65.75	20	29.5	50	128	31.25
	97RHY6624L4D	2429	2551	65.75	24	29.5	50	136	36.5
	97RHY6624R4D	2429	2551	65.75	24	29.5	50	136	36.5
	97RHY6624L4F	2429	2551	65.75	24	29.5	50	136	36.5
	97RHY6624R4F	2429	2551	65.75	24	29.5	50	136	36.5
	97RHY7220L4D	2482	2606	71.75	20	29.5	56	124	33.75
	97RHY7220R4D	2482	2606	71.75	20	29.5	56	124	33.75
	97RHY7220L4F	2482	2606	71.75	20	29.5	56	124	33.75
	97RHY7220R4F	2482	2606	71.75	20	29.5	56	124	33.75
	97RHY7224L4D	2512	2644	71.75	24	29.5	56	144	39.5
	97RHY7224R4D	2512	2644	71.75	24	29.5	56	144	39.5
	97RHY7224L4F	2512	2644	71.75	24	29.5	56	144	39.5
	97RHY7224R4F	2512	2644	71.75	24	29.5	56	144	39.5
	97RHY7820L4D	2403	2643	77.75	20	29.5	62	150	28
	97RHY7820R4D	2403	2643	77.75	20	29.5	62	150	28
	97RHY7820L4F	2403	2643	77.75	20	29.5	62	150	28
	97RHY7820R4F	2403	2643	77.75	20	29.5	62	150	28
	97RHY7824L4D	2433	2676	77.75	24	29.5	62	165	41.5
	97RHY7824R4D	2433	2676	77.75	24	29.5	62	165	41.5
	97RHY7824L4F	2433	2676	77.75	24	29.5	62	165	41.5
	97RHY7824R4F	2433	2676	77.75	24	29.5	62	165	41.5
	97RHY8420L4D	2564	2692	83.75	20	29.5	68	165	39
	97RHY8420R4D	2564	2692	83.75	20	29.5	68	165	39
	97RHY8420L4F	2564	2692	83.75	20	29.5	68	165	39
	97RHY8420R4F	2564	2692	83.75	20	29.5	68	165	39
	97RHY8424L4D	2597	2727	83.75	24	29.5	68	183	45.75
	97RHY8424R4D	2597	2727	83.75	24	29.5	68	183	45.75
	97RHY8424L4F	2597	2727	83.75	24	29.5	68	183	45.75
	97RHY8424R4F	2597	2727	83.75	24	29.5	68	183	45.75

ORDERING NOTES:

Legal size pedestals are 18.75" wide. For legal sized file drawers, please add LG- before "97" in model number and add \$55 list per pedestal. Widths above reflect letter size file drawers. A wire management cut-out is standard on hinged modesty panels.

ORDERING PROCEDURES

To order, please specify the following:

- 1) Krug product model number
- 2) Wood species and finish, see page 450
- 3) Edge profile, see page 452
- 4) Pull style and finish, see page 453
- 5) Grommet location and style if applicable

* Indicates model illustrated by line drawing

CODE DESCRIPTION

L - left handed pedestal position
 R - right handed pedestal position
 4 - full height pedestal
 D - 2 file drawers
 F - 2 box, 1 file drawer
 0 - no pedestal
 X - includes modesty panel
 LF - lateral file
 Y - hinged modesty panel

STANDARD FINISHES

For a complete list of standard wood finishes, please see page 450.

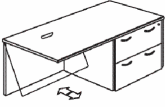
WIRE MANAGEMENT CUT-OUTS

A wire management cut-out is optional on full modesty panels. Note clearly on Purchase Order and add \$170 list upcharge.

GROMMETS

One grommet in standard position is optional at no charge. Additional rectangular grommets are available at an upcharge of \$114 list.

CONTOUR | RETURNS

DESCRIPTION	MODEL	Rift Oak	Cherry Maple	W	D	H	KW	Shipping Weight	Cubes
Single Pedestal Return with Lateral File and Hinged Modesty Panel 	97RHY6020LLF36	2763	2902	59.75	20	29.5	24	160	28.75
	97RHY6020RLF36	2763	2902	59.75	20	29.5	24	160	28.75
	97RHY6024LLF36	2780	2919	59.75	24	29.5	24	168	33.5
	97RHY6024RLF36	2780	2919	59.75	24	29.5	24	168	33.5
	97RHY6620LLF36	2816	2957	65.75	20	29.5	30	172	31.25
	97RHY6620RLF36	2816	2957	65.75	20	29.5	30	172	31.25
	97RHY6624LLF36	2837	2979	65.75	24	29.5	30	176	36.5
	97RHY6624RLF36*	2837	2979	65.75	24	29.5	30	176	36.5
	97RHY7220LLF36	2872	3016	71.75	20	29.5	36	184	33.75
	97RHY7220RLF36	2872	3016	71.75	20	29.5	36	184	33.75
	97RHY7224LLF36	2891	3036	71.75	24	29.5	36	188	39.5
	97RHY7224RLF36	2891	3036	71.75	24	29.5	36	188	39.5
	97RHY7820LLF36	2926	3072	77.75	20	29.5	42	192	36.5
	97RHY7820RLF36	2926	3072	77.75	20	29.5	42	192	36.5
	97RHY7824LLF36	2946	3093	77.75	24	29.5	42	196	42.75
	97RHY7824RLF36	2946	3093	77.75	24	29.5	42	196	42.75
	97RHY8420LLF36	2981	3130	83.75	20	29.5	48	200	39
	97RHY8420RLF36	2981	3130	83.75	20	29.5	48	200	39
	97RHY8424LLF36	3001	3151	83.75	24	29.5	48	204	45.75
	97RHY8424RLF36	3001	3151	83.75	24	29.5	48	204	45.75

ORDERING NOTES:

A wire management cut-out is standard on hinged modesty panels.

Bullet Return with Wood Column Leg 	97BR6030	1225	1286	59.75	29.75	29.5	42	67	6
	97BR6630	1243	1305	65.75	29.75	29.5	48	71	6
	97BR6636	1258	1321	65.75	35.75	29.5	45	82	7
	97BR7230	1292	1357	71.75	29.75	29.5	54	90	7
	97BR7236*	1322	1388	71.75	35.75	29.5	51	95	8
	97BR8436	1388	1457	83.75	35.75	29.5	63	99	9

ORDERING NOTES:

For optional metal leg please add "ML-" at the end of the model number and note on the purchase order.

DIMENSION KEY

W - width
D - depth
H - height of worksurface
KW - kneehole width

Dimensions are in inches and approximate.
Contact Customer Service if dimensions are critical.

*Indicates model illustrated by line drawing.

CODE DESCRIPTION

L - left handed pedestal position
R - right handed pedestal position
4 - full height pedestal
D - 2 file drawers
F - 2 box, 1 file drawer
0 - no pedestal
X - includes modesty panel
LF - lateral file
Y - hinged modesty panel

STANDARD FINISHES

For a complete list of standard wood finishes, please see page 450.

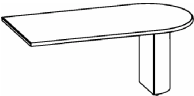
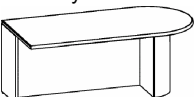
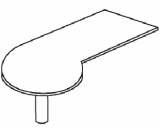
WIRE MANAGEMENT CUT-OUTS

A wire management cut-out is optional on full modesty panels. Note clearly on Purchase Order and add \$170 list upcharge.

GROMMETS

One grommet in standard position is optional at no charge. Additional rectangular grommets are available at an upcharge of \$114 list.

CONTOUR | CURVILINEAR RETURNS

DESCRIPTION	MODEL	Rift Oak	Cherry Maple	W	D	H	KW	Shipping Weight	Cubes
	Bullet Return with Half Drum Base	1420	1491	59.75	29.75	29.5	43.5	117	10
	97BR6030DB	1430	1501	59.75	35.75	29.5	52.5	126	11
	97BR6630DB	1440	1512	65.75	29.75	29.5	40.5	121	11
	97BR6636DB	1451	1523	65.75	35.75	29.5	61.5	132	12
	97BR7230DB	1485	1560	71.75	29.75	29.5	49.5	126	11
	97BR7236DB*	1516	1592	71.75	35.75	29.5	58.5	138	12
	97BR7830DB	1546	1624	77.75	29.75	29.5	46.5	131	12
	97BR7836DB	1578	1657	77.75	35.75	29.5	67.5	144	13
	97BR8430DB	1608	1689	83.75	29.75	29.5	55.5	136	12
	97BR8436DB	1637	1719	83.75	35.75	29.5	64.5	149	13
	Bullet Return with Half Drum Base and Full Modesty Panel	1640	1727	59.75	29.75	29.5	44.5	166	40
	97BR6030LDBM	1640	1727	59.75	29.75	29.5	44.5	166	40
	97BR6030RDBM	1652	1735	59.75	35.75	29.5	41.5	176	47
	97BR6036LDBM	1652	1735	59.75	35.75	29.5	41.5	176	47
	97BR6036RDBM	1661	1744	65.75	29.75	29.5	50.5	177	43
	97BR6630LDBM	1661	1744	65.75	29.75	29.5	50.5	177	43
	97BR6630RDBM	1673	1757	65.75	35.75	29.5	47.5	189	51
	97BR6636LDBM	1673	1757	65.75	35.75	29.5	47.5	189	51
	97BR6636RDBM	1741	1828	71.75	29.75	29.5	56.5	188	49
	97BR7230LDBM	1741	1828	71.75	29.75	29.5	56.5	188	49
	97BR7230RDBM	1771	1859	71.75	35.75	29.5	53.5	200	55
	97BR7236LDBM	1771	1859	71.75	35.75	29.5	53.5	200	55
	97BR7236RDBM*	1803	1893	77.75	29.75	29.5	62.5	193	51
	97BR7830LDBM	1803	1893	77.75	29.75	29.5	62.5	193	51
	97BR7830RDBM	1832	1923	77.75	35.75	29.5	59.5	211	60
	97BR7836LDBM	1832	1923	77.75	35.75	29.5	59.5	211	60
	97BR7836RDBM	1887	1981	83.75	29.75	29.5	68.5	203	55
	97BR8430LDBM	1887	1981	83.75	29.75	29.5	68.5	203	55
	97BR8430RDBM	1917	2013	83.75	35.75	29.5	65.5	223	64
	97BR8436LDBM	1917	2013	83.75	35.75	29.5	65.5	223	64
	97BR8436RDBM								
	"P" Return with Wood Column Leg	1947	2045	65.75	41.75	29.5	42	128	8
	97PR6636L	1947	2045	65.75	41.75	29.5	42	128	8
	97PR6636R	1980	2079	71.75	35.75	29.5	52	120	8
	97PR7230L	1980	2079	71.75	35.75	29.5	52	120	8
	97PR7230R	2012	2113	71.75	41.75	29.5	48	136	9
	97PR7236L	2012	2113	71.75	41.75	29.5	48	136	9
	97PR7236R*	2076	2180	83.75	41.75	29.5	60	144	10
	97PR8436L	2076	2180	83.75	41.75	29.5	60	144	10
	97PR8436R								

ORDERING NOTES:

For optional metal leg please add "ML-" at the end of the model number and note on the purchase order.

DIMENSION KEY

W - width
D - depth
H - height of worksurface
KW - kneehole width

Dimensions are in inches and approximate.
Contact Customer Service if dimensions are critical.

*Indicates model illustrated by line drawing.

CODE DESCRIPTION

L - left handed pedestal position
R - right handed pedestal position
X - includes modesty panel
Y - hinged modesty panel
LF - lateral file
ML - optional metal leg
DB - drum base
DBM - drum base with full height modesty panel

STANDARD FINISHES

For a complete list of standard wood finishes, please see page 450.

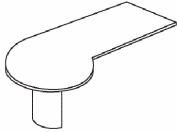
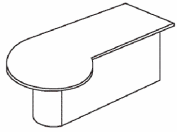
WIRE MANAGEMENT CUT-OUTS

A wire management cut-out is optional on full modesty panels. Note clearly on Purchase Order and add \$170 list upcharge.

GROMMETS

One grommet in standard position is optional at no charge. Additional rectangular grommets are available at an upcharge of \$114 list.

CONTOUR | CURVILINEAR RETURNS

DESCRIPTION	MODEL	Rift Oak	Cherry Maple	W	D	H	KW	Shipping	
								Weight	Cubes
"P" Return with Half Drum Base 	97PR6030LDB	2080	2184	59.75	35.75	29.5	40.75	114	11
	97PR6030RDB	2080	2184	59.75	35.75	29.5	40.75	114	11
	97PR6036LDB	2097	2202	59.75	41.75	29.5	49.75	123	12
	97PR6036RDB	2097	2202	59.75	41.75	29.5	49.75	123	12
	97PR6630LDB	2111	2216	65.75	35.75	29.5	37.75	118	12
	97PR6630RDB	2111	2216	65.75	35.75	29.5	37.75	118	12
	97PR6636LDB	2142	2249	65.75	41.75	29.5	58.75	129	13
	97PR6636RDB	2142	2249	65.75	41.75	29.5	58.75	129	13
	97PR7230LDB	2198	2308	71.75	35.75	29.5	46.75	122	12
	97PR7230RDB	2198	2308	71.75	35.75	29.5	46.75	122	12
	97PR7236LDB	2228	2339	71.75	41.75	29.5	55.75	134	13
	97PR7236RDB*	2228	2339	71.75	41.75	29.5	55.75	134	13
	97PR7830LDB	2259	2372	77.75	35.75	29.5	43.75	126	13
	97PR7830RDB	2259	2372	77.75	35.75	29.5	43.75	126	13
	97PR7836LDB	2289	2403	77.75	41.75	29.5	64.75	137	14
	97PR7836RDB	2289	2403	77.75	41.75	29.5	64.75	137	14
	97PR8430LDB	2319	2435	83.75	35.75	29.5	52.75	130	13
	97PR8430RDB	2319	2435	83.75	35.75	29.5	52.75	130	13
	97PR8436LDB	2365	2484	83.75	41.75	29.5	61.75	140	14
	97PR8436RDB	2365	2484	83.75	41.75	29.5	61.75	140	14
"P" Return with Half Drum Base and Full Modesty Panel 	97PR6030L4DBM	2296	2410	59.75	35.75	29.5	40.75	164	47
	97PR6030R4DBM	2296	2410	59.75	35.75	29.5	40.75	164	47
	97PR6036L4DBM	2313	2429	59.75	41.75	29.5	49.75	178	53
	97PR6036R4DBM	2313	2429	59.75	41.75	29.5	49.75	178	53
	97PR6630L4DBM	2327	2444	65.75	35.75	29.5	37.75	174	51
	97PR6630R4DBM	2327	2444	65.75	35.75	29.5	37.75	174	51
	97PR6636L4DBM	2357	2475	65.75	41.75	29.5	58.75	189	58
	97PR6636R4DBM	2357	2475	65.75	41.75	29.5	58.75	189	58
	97PR7230L4DBM	2465	2588	71.75	35.75	29.5	46.75	184	55
	97PR7230R4DBM	2465	2588	71.75	35.75	29.5	46.75	184	55
	97PR7236L4DBM	2490	2615	71.75	41.75	29.5	55.75	201	63
	97PR7236R4DBM*	2490	2615	71.75	41.75	29.5	55.75	201	63
	97PR7830L4DBM	2527	2653	77.75	35.75	29.5	43.75	194	60
	97PR7830R4DBM	2527	2653	77.75	35.75	29.5	43.75	194	60
	97PR7836L4DBM	2567	2695	77.75	41.75	29.5	64.75	212	68
	97PR7836R4DBM	2567	2695	77.75	41.75	29.5	64.75	212	68
	97PR8430L4DBM	2609	2739	83.75	35.75	29.5	52.75	204	64
	97PR8430R4DBM	2609	2739	83.75	35.75	29.5	52.75	204	64
	97PR8436L4DBM	2664	2797	83.75	41.75	29.5	61.75	224	73
	97PR8436R4DBM	2664	2797	83.75	41.75	29.5	61.75	224	73

ORDERING PROCEDURES

To order, please specify the following:

- 1) Krug product model number
- 2) Wood species and finish, see page 4
- 3) Edge profile, see page 452
- 4) Pull style and finish, see page 453
- 5) Grommet location and style if applicable

* Indicates model illustrated by line drawing

CODE DESCRIPTION

L - left handed pedestal position
 R - right handed pedestal position
 X - includes modesty panel
 Y - hinged modesty panel
 LF - lateral file
 ML - optional metal leg
 DB - drum base
 DBM - drum base with full height modesty panel

STANDARD FINISHES

For a complete list of standard wood finishes, please see page 450.


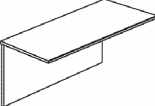
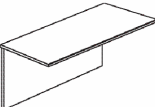
WIRE MANAGEMENT CUT-OUTS

A wire management cut-out is optional on full modesty panels. Note clearly on Purchase Order and add \$170 list upcharge.

GROMMETS

One grommet in standard position is optional at no charge. Additional rectangular grommets are available at an upcharge of \$114 list.

CONTOUR | LINKING UNITS

DESCRIPTION	MODEL	Rift Oak	Cherry Maple	W	D	H	KW	Shipping Weight	Cubes
Linking Top 	97LU3020H	401	441	30	20	29.5		20	2
	97LU3024H	404	444	30	24	29.5		23	2.25
	97LU3620H	443	465	36	20	29.5		15	2.25
	97LU3624H	450	475	36	24	29.5		16	2.5
	97LU4220H	465	490	42	20	29.5		20	2.5
	97LU4224H	478	502	42	24	29.5		24	2.75
	97LU4820H	485	509	48	20	29.5		29	2.75
	97LU4824H	499	525	48	24	29.5		36	3.25
	97LU5420H	509	534	53.75	20	29.5		32	3
	97LU5424H	523	549	53.75	24	29.5		40	3.5
	97LU6020H	536	563	59.75	20	29.5		36	3.25
	97LU6024H	548	575	59.75	24	29.5		45	4
	97LU6620H*	563	591	65.75	20	29.5		40	3.75
	97LU6624H	572	600	65.75	24	29.5		50	4.25
	97LU7220H	586	615	71.75	20	29.5		43	4
	97LU7224H	595	624	71.75	24	29.5		54	4.5
	97LU7820H	610	640	77.75	20	29.5		47	4.25
	97LU7824H	618	648	77.75	24	29.5		58	5
	97LU8420H	634	666	83.75	20	29.5		50	4.5
	97LU8424H	643	676	83.75	24	29.5		63	5.25
Linking Unit with Modesty Panel 	97LU3020HX	777	855	30	20	29.5		46	3
	97LU3024HX	841	952	30	24	29.5		50	3
	97LU3620HX	886	930	36	20	29.5		59	3.5
	97LU3624HX	928	976	36	24	29.5		64	3.5
	97LU4220HX	957	1005	42	20	29.5		67	4
	97LU4224HX	973	1023	42	24	29.5		72	4
	97LU4820HX	999	1053	48	20	29.5		78	4.5
	97LU4824HX	1012	1064	48	24	29.5		80	4.5
	97LU5420HX	1043	1095	53.75	20	29.5		88	4.75
	97LU5424HX*	1054	1106	53.75	24	29.5		101	4.75
	97LU6020HX	1089	1144	59.75	20	29.5		98	5.25
Linking Unit with Modesty Panel, Continued 	97LU6024HX*	1096	1151	59.75	24	29.5		113	5.25
	97LU6620HX	1137	1194	65.75	20	29.5		108	5.75
	97LU6624HX	1177	1236	65.75	24	29.5		124	5.75
	97LU7220HX	1219	1280	71.75	20	29.5		118	6.25
	97LU7224HX	1260	1323	71.75	24	29.5		135	6.25
	97LU7820HX	1300	1365	77.75	20	29.5		127	6.75
	97LU7824HX	1341	1408	77.75	24	29.5		146	6.75
	97LU8420HX	1383	1452	83.75	20	29.5		137	7.25
	97LU8424HX	1424	1495	83.75	24	29.5		130	7.25

DIMENSION KEY

W - width
D - depth
H - height of worksurface
KW - kneehole width

Dimensions are in inches and approximate.
Contact Customer Service if dimensions are critical.

*Indicates model illustrated by line drawing.

CODE DESCRIPTION

H - desk height
Y - hinged modesty panel
X - includes modesty panel

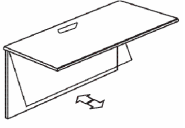
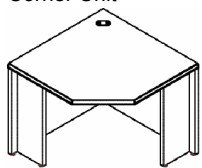
STANDARD FINISHES

For a complete list of standard wood finishes, please see page 450.

WIRING GROMMETS

One rectangular grommet in a standard position is optional at no charge. Additional rectangular grommets are available at an upcharge on \$114 list.

CONTOUR | LINKING UNITS

DESCRIPTION	MODEL	Rift Oak	Cherry Maple	W	D	H	KW	Shipping Weight	Cubes
Linking Unit with Hinged Modesty Panel 	97LUY3020H	855	941	30	20	29.5		46	3
	97LUY3024H	926	1019	30	24	29.5		50	3
	97LUY3620H	975	1023	36	20	29.5		59	3.5
	97LUY3624H	1021	1072	36	24	29.5		64	3.5
	97LUY4220H	1054	1106	42	20	29.5		67	4
	97LUY4224H	1070	1127	42	24	29.5		72	4
	97LUY4820H	1099	1158	48	20	29.5		78	4.5
	97LUY4824H	1111	1171	48	24	29.5		80	4.5
	97LUY5420H	1147	1205	53.75	20	29.5		88	4.75
	97LUY5424H	1159	1217	53.75	24	29.5		101	4.75
	97LUY6020H	1198	1258	59.75	20	29.5		98	5.25
	97LUY6024H	1206	1266	59.75	24	29.5		113	5.25
	97LUY6620H	1247	1309	65.75	20	29.5		108	5.75
	97LUY6624H*	1287	1351	65.75	24	29.5		124	5.75
	97LUY7220H	1328	1394	71.75	20	29.5		118	6.25
	97LUY7224H	1369	1437	71.75	24	29.5		135	6.25
	97LUY7820H	1410	1480	77.75	20	29.5		127	6.75
	97LUY7824H	1451	1523	77.75	24	29.5		146	6.75
	97LUY8420H	1492	1567	83.75	20	29.5		137	7.25
	97LUY8424H	1534	1611	83.75	24	29.5		157	7.25
Corner Unit 	97CU363620	1762	1850	-	36	29.5	22.5	106	30
	97CU363624*	1762	1854	-	36	29.5	16.75	106	30
	97CU424220	1937	2034	-	42	29.5	31	131	38
	97CU424224	1937	2040	-	42	29.5	25.25	131	38

ORDERING NOTES:

One rectangular grommet comes standard at the back corner in "C" position. Additional grommets are not available.

ORDERING PROCEDURES

To order, please specify the following:

- 1) Krug product model number
- 2) Wood species and finish, see page 450
- 3) Edge profile, see page 452
- 4) Pull style and finish, see page 453
- 5) Grommet location and style if applicable

* Indicates model illustrated by line drawing

CODE DESCRIPTION

H - desk height
Y - hinged modesty panel
X - includes modesty panel

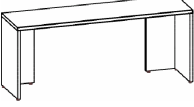
STANDARD FINISHES

For a complete list of standard wood finishes, please see page 450.

WIRING GROMMETS


One rectangular grommet in a standard position is optional at no charge. Additional rectangular grommets are available at an upcharge on \$114 list.

CONTOUR | CREDENZAS

DESCRIPTION	MODEL	Rift Oak	Cherry Maple	W	D	H	KW	Shipping Weight	Cubes
 Credenza Shell with L-Supports	97C60204L0R0	1178	1237	59.75	20	29.5	57.5	88	37.75
	97C60244L0R0	1241	1307	59.75	24	29.5	69.5	96	32.25
	97C66204L0R0	1298	1363	65.75	20	29.5	57.5	96	30.25
	97C66244L0R0*	1365	1436	65.75	24	29.5	75.5	104	35.5
	97C72204L0R0	1384	1453	71.75	20	29.5	63.5	104	32.75
	97C72244L0R0	1450	1526	71.75	24	29.5	75.5	112	38.5
	97C78204L0R0	1467	1541	77.75	20	29.5	63.5	112	35.5
	97C78244L0R0	1525	1606	77.75	24	29.5	81.5	120	41.5
	97C84204L0R0	1550	1628	83.75	20	29.5	69.5	120	38
	97C84244L0R0	1696	1611	83.75	24	29.5	81.5	128	44.5

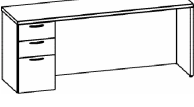
ORDERING NOTES:

20" Shells can not be specified with free standing pedestals. Please see page 115 for modular pedestals to be used in conjunction with shells.

 Credenza Shell with Full Modesty Panel	97C60204XL0R0	1398	1468	59.75	20	29.5	57.5	88	37.75
	97C60244XL0R0	1411	1481	59.75	24	29.5	69.5	96	32.25
	97C66204XL0R0	1537	1614	65.75	20	29.5	57.5	96	30.25
	97C66244XL0R0*	1550	1628	65.75	24	29.5	75.5	104	35.5
	97C72204XL0R0	1638	1720	71.75	20	29.5	63.5	104	32.75
	97C72244XL0R0	1656	1743	71.75	24	29.5	75.5	112	38.5
	97C78204XL0R0	1731	1817	77.75	20	29.5	63.5	112	35.5
	97C78244XL0R0	1748	1835	77.75	24	29.5	81.5	120	41.5
	97C84204XL0R0	1831	1922	83.75	20	29.5	69.5	120	38
	97C84244XL0R0	1851	1948	83.75	24	29.5	81.5	128	44.5

ORDERING NOTES:

20" Shells can not be specified with free standing pedestals. Please see page 502 for modular pedestals to be used in conjunction with shells.

 Single Pedestal Credenza with Full Modesty Panel	97C60204XLDRO	2453	2576	59.75	20	29.5	43	116	27.75
	97C60204XLFR0	2453	2576	59.75	20	29.5	43	116	27.75
	97C60204XLORD	2453	2576	59.75	20	29.5	43	116	27.75
	97C60204XLORF	2453	2576	59.75	20	29.5	43	116	27.75
	97C60244XLDRO	2471	2595	59.75	20	29.5	43	124	32.25
	97C60244XLFR0	2471	2595	59.75	20	29.5	43	124	32.25
	97C60244XLORD	2471	2595	59.75	20	29.5	43	124	32.25
	97C60244XLORF	2471	2595	59.75	20	29.5	43	124	32.25
	97C66204XLDRO	2493	2618	65.75	20	29.5	49	124	30.25
	97C66204XLFR0*	2493	2618	65.75	20	29.5	49	124	30.25

ORDERING NOTES:

Legal file pedestals are 18.75" wide. For legal sized drawers, please add LG- before "97" in model number and add \$55 list per pedestal. Widths above reflect letter size file drawers.

DIMENSION KEY

W - width
D - depth
H - height of worksurface
KW - kneehole width

Dimensions are in inches and approximate. Contact Customer Service if dimensions are critical.

*Indicates model illustrated by line drawing.

CODE DESCRIPTION

L - left handed pedestal position
R - right handed pedestal position
4 - full height pedestal
D - 2 file drawers
F - 2 box, 1 file drawer
0 - no pedestal
X - includes modesty panel
Y - includes hinged modesty panel
BC - bookcase

STANDARD FINISHES

For a complete list of standard wood finishes, please see page 450.

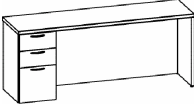
LOCKS

Locks are standard on all pedestals and lateral file drawers.

GROMMETS

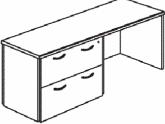
One grommet in standard position is optional at no charge. Additional rectangular grommets are available at an upcharge of \$114 list.

CONTOUR | CREDENZAS

DESCRIPTION	MODEL	Rift Oak	Cherry Maple	W	D	H	KW	Shipping Weight	Cubes
Single Pedestal Credenza with Full Modesty Panel, Continued 	97C66204XLORD	2493	2618	65.75	20	29.5	49	124	30.25
	97C66204XLORF	2493	2618	65.75	20	29.5	49	124	30.25
	97C66244XLDR0	2504	2629	65.75	24	29.5	49	128	35.5
	97C66244XLFR0	2504	2629	65.75	24	29.5	49	128	35.5
	97C66244XLORD	2504	2629	65.75	24	29.5	49	128	35.5
	97C66244XLORF	2504	2629	65.75	24	29.5	49	128	35.5
	97C72204XLDR0	2514	2640	71.75	24	29.5	55	128	32.75
	97C72204XLFR0*	2514	2640	71.75	24	29.5	55	128	32.75
	97C72204XLORD	2514	2640	71.75	24	29.5	55	128	32.75
	97C72204XLORF	2514	2640	71.75	24	29.5	55	128	32.75
	97C72244XLDR0	2536	2669	71.75	24	29.5	55	132	38.5
	97C72244XLFR0	2536	2669	71.75	24	29.5	55	132	38.5
	97C72244XLORD	2536	2669	71.75	24	29.5	55	132	38.5
	97C72244XLORF	2536	2669	71.75	24	29.5	55	132	38.5
	97C78204XLDR0	2538	2665	77.75	20	29.5	61	132	35.5
	97C78204XLFR0	2538	2665	77.75	20	29.5	61	132	35.5
	97C78204XLORD	2538	2665	77.75	20	29.5	61	132	35.5
	97C78204XLORF	2538	2665	77.75	20	29.5	61	132	35.5
	97C78244XLDR0	2545	2672	77.75	24	29.5	61	136	41.5
	97C78244XLFR0	2545	2672	77.75	24	29.5	61	136	41.5
	97C78244XLORD	2545	2672	77.75	24	29.5	61	136	41.5
	97C78244XLORF	2545	2672	77.75	24	29.5	61	136	41.5
	97C84204XLDR0	2552	2680	83.75	20	29.5	67	136	38
	97C84204XLFR0	2552	2680	83.75	20	29.5	67	136	38
	97C84204XLORD	2552	2680	83.75	20	29.5	67	136	38
	97C84204XLORF	2552	2680	83.75	20	29.5	67	136	38
	97C84244XLDR0	2559	2687	83.75	24	29.5	67	140	44.5
	97C84244XLFR0	2559	2687	83.75	24	29.5	67	140	44.5
	97C84244XLORD	2559	2687	83.75	24	29.5	67	140	44.5
	97C84244XLORF	2559	2687	83.75	24	29.5	67	140	44.5

ORDERING NOTES:

Legal size pedestals are 18.75" wide. For legal sized file drawers, please add LG- before "97" in model number and add \$55 list per pedestal. Widths above reflect letter size file drawers. A wire management cut-out is standard on hinged modesty panels.

Lateral File or Bookcase Credenza with Full Modesty Panel 	97C6020XLBR0	2161	2377	59.75	20	29.5	30	107	28
	97C6020XLORB	2161	2377	59.75	20	29.5	24	107	28
	97C6020XLFR0	2452	2697	59.75	20	29.5	24	140	28
	97C6020XLORF	2452	2697	59.75	20	29.5	24	140	28
	97C6024XLBR0	2244	2468	59.75	24	29.5	24	113	33
	97C6024XLORB	2244	2468	59.75	24	29.5	24	113	33
	97C6024XLFR0*	2493	2742	59.75	24	29.5	24	147	33
	97C6024XLORF	2493	2742	59.75	24	29.5	24	147	33
	97C7220XLBR0	2338	2455	71.75	20	29.5	36	128	33
	97C7220XLORB	2338	2455	71.75	20	29.5	36	128	33

ORDERING PROCEDURES

To order, please specify the following:

- 1) Krug product model number
- 2) Wood species and finish, see page 450
- 3) Edge profile, see page 452
- 4) Pull style and finish, see page 453
- 5) Grommet location and style if applicable

* Indicates model illustrated by line drawing

CODE DESCRIPTION

L - left handed pedestal position
R - right handed pedestal position
4 - full height pedestal
D - 2 file drawers
F - 2 box, 1 file drawer
0 - no pedestal
X - includes modesty panel
Y - includes hinged modesty panel
BC - bookcase

STANDARD FINISHES

For a complete list of standard wood finishes, please see page 450.

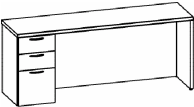
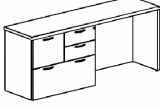
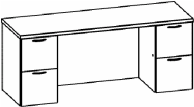
LOCKS

Locks are standard on all pedestals and lateral file drawers.

GROMMETS

One grommet in standard position is optional at no charge. Additional rectangular grommets are available at an upcharge of \$114 list.

CONTOUR | CREDENZAS

DESCRIPTION	MODEL	Rift Oak	Cherry Maple	W	D	H	KW	Shipping Weight	Cubes
Lateral File or Bookcase Credenza with Full Modesty Panel, Continued 	97C7220XLFR0	2644	2776	71.75	20	29.5	36	168	33
	97C7220XL0RF	2644	2784	71.75	20	29.5	36	168	33
	97C7224XLBR0	2426	2548	71.75	24	29.5	36	136	38.5
	97C7224XL0RB	2426	2548	71.75	24	29.5	36	136	38.5
	97C7224XLFR0*	2687	2829	71.75	24	29.5	36	176	38.5
	97C7224XL0RF	2687	2829	71.75	24	29.5	36	176	38.5
	97C7820XLBR0	2260	2486	77.75	20	29.5	42	155	35.5
	97C7820XL0RB	2260	2486	77.75	20	29.5	42	155	35.5
	97C7820XLFR0	2551	2806	77.75	20	29.5	42	195	35.5
	97C7820XL0RF	2551	2806	77.75	20	29.5	42	195	35.5
	97C7824XLBR0	2343	2577	77.75	24	29.5	42	174	41.5
	97C7824XL0RB	2343	2577	77.75	24	29.5	42	174	41.5
	97C7824XLFR0	2592	2851	77.75	24	29.5	42	210	41.5
	97C7824XL0RF	2592	2851	77.75	24	29.5	42	210	41.5
	97C8420XLBR0	2408	2529	83.75	20	29.5	48	181	38
	97C8420XL0RB	2408	2529	83.75	20	29.5	48	181	38
	97C8420XLFR0	2816	2957	83.75	20	29.5	48	221	38
	97C8420XL0RF	2816	2957	83.75	20	29.5	48	221	38
	97C8424XLBR0	2464	2587	83.75	24	29.5	48	212	44.5
	97C8424XL0RB	2464	2587	83.75	24	29.5	48	212	44.5
	97C8424XLFR0	2884	3055	83.75	24	29.5	48	252	44.5
	97C8424XL0RF	2884	3055	83.75	24	29.5	48	252	44.5
Single Pedestal Credenza Combination Pedestal 	97C6020XL3602R0	2001	2201	60	20	29.5	24	140	28
	97C6020XL0R3604	2001	2201	60	20	29.5	24	140	28
	97C6024XL3602R0	2292	2521	60	24	29.5	24	147	33
	97C6024XL0R3604	2292	2521	60	24	29.5	24	147	33
	97C7220XL3602R0*	2344	2578	72	20	29.5	36	195	33
	97C7220XL0R3604	2344	2578	72	20	29.5	36	195	33
	97C7224XL3602R0	2390	2629	72	24	29.5	36	195	38.5
	97C7224XL0R3604	2390	2629	72	24	29.5	36	195	38.5
	97C8420XL3602R0	2514	2765	84	20	29.5	48	252	38
	97C8420XL0R3604	2514	2765	84	20	29.5	48	252	38
	97C8424XL3602R0	2579	2837	84	24	29.5	48	252	44.5
	97C8424XL0R3604	2579	2837	84	24	29.5	48	252	44.5
Double Pedestal Credenza with Full Modesty Panel 	97C60204XLDRD	2639	2777	59.75	20	29.5	28.25	220	27.75
	97C60204XLDRF	2639	2771	59.75	20	29.5	28.25	220	27.75
	97C60204XLFRD	2639	2771	59.75	20	29.5	28.25	220	27.75
	97C60204XLFRF	2639	2771	59.75	20	29.5	28.25	220	27.75
	97C60244XLDRD*	2659	2792	59.75	24	29.5	28.25	220	32.25
	97C60244XLDRF	2659	2792	59.75	24	29.5	28.25	220	32.25
	97C60244XLFRD	2659	2792	59.75	24	29.5	28.25	220	32.25
	97C60244XLFRF	2659	2792	59.75	24	29.5	28.25	220	32.25

DIMENSION KEY

W - width
D - depth
H - height of worksurface
KW - kneehole width

Dimensions are in inches and approximate.
Contact Customer Service if dimensions are critical.

*Indicates model illustrated by line drawing.

CODE DESCRIPTION

L - left handed pedestal position
R - right handed pedestal position
4 - full height pedestal
D - 2 file drawers
F - 2 box, 1 file drawer
0 - no pedestal
X - includes modesty panel
Y - includes hinged modesty panel
BC - bookcase

STANDARD FINISHES

For a complete list of standard wood finishes, please see page 450.

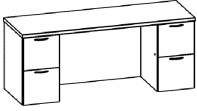
LOCKS

Locks are standard on all pedestals and lateral file drawers.

GROMMETS

One grommet in standard position is optional at no charge. Additional rectangular grommets are available at an upcharge of \$114 list.

CONTOUR | CREDENZAS

DESCRIPTION	MODEL	Rift Oak	Cherry Maple	W	D	H	KW	Shipping	
								Weight	Cubes
Double Pedestal Credenza with Full Modesty Panel, Continued 	97C66204XLDRD	2678	2812	65.75	20	29.5	34.25	228	30.25
	97C66204XLDRF	2678	2812	65.75	20	29.5	34.25	228	30.25
	97C66204XLFRD	2678	2812	65.75	20	29.5	34.25	228	30.25
	97C66204XLFRF	2678	2812	65.75	20	29.5	34.25	228	30.25
	97C66244XLDRD	2684	2818	65.75	24	29.5	34.25	228	35.5
	97C66244XLDRF	2684	2818	65.75	24	29.5	34.25	228	35.5
	97C66244XLFRD	2684	2818	65.75	24	29.5	34.25	228	35.5
	97C66244XLFRF	2684	2818	65.75	24	29.5	34.25	228	35.5
	97C72204XLDRD	2704	2839	71.75	24	29.5	40.25	228	32.75
	97C72204XLDRF	2704	2839	71.75	24	29.5	40.25	228	32.75
	97C72204XLFRD	2704	2839	71.75	24	29.5	40.25	228	32.75
	97C72204XLFRF	2704	2839	71.75	24	29.5	40.25	228	32.75
	97C72244XLDRD*	2727	2863	71.75	24	29.5	40.25	236	38.5
	97C72244XLDRF	2727	2863	71.75	24	29.5	40.25	236	38.5
	97C72244XLFRD	2727	2863	71.75	24	29.5	40.25	236	38.5
	97C72244XLFRF	2727	2863	71.75	24	29.5	40.25	236	38.5
	97C78204XLDRD	2729	2865	77.75	20	29.5	46.25	236	35.5
	97C78204XLDRF	2729	2865	77.75	20	29.5	46.25	236	35.5
	97C78204XLFRD	2729	2865	77.75	20	29.5	46.25	236	35.5
	97C78204XLFRF	2729	2865	77.75	20	29.5	46.25	236	35.5
	97C78244XLDRD	2732	2868	77.75	24	29.5	46.25	240	41.5
	97C78244XLDRF	2732	2868	77.75	24	29.5	46.25	240	41.5
	97C78244XLFRD	2732	2868	77.75	24	29.5	46.25	240	41.5
	97C78244XLFRF	2732	2868	77.75	24	29.5	46.25	240	41.5
	97C84204XLDRD	2735	2871	83.75	20	29.5	52.25	240	38
	97C84204XLDRF	2735	2871	83.75	20	29.5	52.25	240	38
	97C84204XLFRD	2735	2871	83.75	20	29.5	52.25	240	38
	97C84204XLFRF	2735	2871	83.75	20	29.5	52.25	240	38
	97C84244XLDRD	2748	2886	83.75	24	29.5	52.25	248	44.5
	97C84244XLDRF	2748	2886	83.75	24	29.5	52.25	248	44.5
	97C84244XLFRD	2748	2886	83.75	24	29.5	52.25	248	44.5
	97C84244XLFRF	2748	2886	83.75	24	29.5	52.25	248	44.5

ORDERING PROCEDURES

To order, please specify the following:

- 1) Krug product model number
- 2) Wood species and finish, see page 450
- 3) Edge profile, see page 452
- 4) Pull style and finish, see page 453
- 5) Grommet location and style if applicable

* Indicates model illustrated by line drawing

CODE DESCRIPTION

L - left handed pedestal position
 R - right handed pedestal position
 4 - full height pedestal
 D - 2 file drawers
 F - 2 box, 1 file drawer
 0 - no pedestal
 X - includes modesty panel
 Y - includes hinged modesty panel
 BC - bookcase

STANDARD FINISHES

For a complete list of standard wood finishes, please see page 450.


LOCKS

Locks are standard on all pedestals and lateral file drawers.

GROMMETS

One grommet in standard position is optional at no charge. Additional rectangular grommets are available at an upcharge of \$114 list.

CONTOUR | CREDENZAS

DESCRIPTION	MODEL	Rift Oak	Cherry Maple	W	D	H	KW	Shipping Weight	Cubes
Single Pedestal Credenza with Hinged Modesty Panel	97CY60204LDR0	2699	2833	59.75	20	29.5	43	120	27.75
	97CY60204LFR0	2699	2833	59.75	20	29.5	43	120	27.75
	97CY60204LORD	2699	2833	59.75	20	29.5	43	120	27.75
	97CY60204LORF	2699	2833	59.75	20	29.5	43	120	27.75
	97CY60244LDR0	2718	2853	59.75	24	29.5	43	128	32.25
	97CY60244LFR0	2718	2853	59.75	24	29.5	43	128	32.25
	97CY60244LORD	2718	2853	59.75	24	29.5	43	128	32.25
	97CY60244LORF	2718	2853	59.75	24	29.5	43	128	32.25
	97CY66204LDR0	2741	2877	65.75	20	29.5	49	136	30.25
	97CY66204LFR0	2741	2877	65.75	20	29.5	49	136	30.25
	97CY66204LORD	2741	2877	65.75	20	29.5	49	136	30.25
	97CY66204LORF	2741	2877	65.75	20	29.5	49	136	30.25
	97CY66244LDR0	2754	2892	65.75	24	29.5	49	144	35.5
	97CY66244LFR0	2754	2892	65.75	24	29.5	49	144	35.5
	97CY66244LORD	2754	2892	65.75	24	29.5	49	144	35.5
	97CY66244LORF	2754	2892	65.75	24	29.5	49	144	35.5
	97CY72204LDR0*	2766	2905	71.75	20	29.5	55	152	32.75
	97CY72204LFR0	2766	2905	71.75	20	29.5	55	152	32.75
	97CY72204LORD	2766	2905	71.75	20	29.5	55	152	32.75
	97CY72204LORF	2766	2905	71.75	20	29.5	55	152	32.75
	97CY72244LDR0	2790	2936	71.75	24	29.5	55	160	38.5
	97CY72244LFR0	2790	2936	71.75	24	29.5	55	160	38.5
	97CY72244LORD	2790	2936	71.75	24	29.5	55	160	38.5
	97CY72244LORF	2790	2936	71.75	24	29.5	55	160	38.5
	97CY78204LDR0	2793	2933	77.75	20	29.5	61	168	35.5
	97CY78204LFR0	2793	2933	77.75	20	29.5	61	168	35.5
	97CY78204LORD	2793	2933	77.75	20	29.5	61	168	35.5
	97CY78204LORF	2793	2933	77.75	20	29.5	61	168	35.5
	97CY78244LDR0	2801	2941	77.75	24	29.5	61	176	41.5
	97CY78244LFR0	2801	2941	77.75	24	29.5	61	176	41.5
	97CY78244LORD	2801	2941	77.75	24	29.5	61	176	41.5
	97CY78244LORF	2801	2941	77.75	24	29.5	61	176	41.5
	97CY84204LDR0	2806	2947	83.75	20	29.5	67	184	38
	97CY84204LFR0	2806	2947	83.75	20	29.5	67	184	38
	97CY84204LORD	2806	2947	83.75	20	29.5	67	184	38
	97CY84204LORF	2806	2947	83.75	20	29.5	67	184	38
	97CY84244LDR0	2815	2956	83.75	24	29.5	67	192	44.5
	97CY84244LFR0	2815	2962	83.75	24	29.5	67	192	44.5
	97CY84244LORD	2815	2956	83.75	24	29.5	67	192	44.5
	97CY84244LORF	2815	2962	83.75	24	29.5	67	192	44.5

ORDERING NOTES:

Legal size pedestals are 18.75" wide. For legal sized file drawers, please add LG- before "97" in model number and add \$55 list per pedestal. Widths above reflect letter size file drawers. A wire management cut-out is standard on hinged modesty panels.

DIMENSION KEY

W - width
D - depth
H - height of worksurface
KW - kneehole width

Dimensions are in inches and approximate.
Contact Customer Service if dimensions are critical.

*Indicates model illustrated by line drawing.

CODE DESCRIPTION

L - left handed pedestal position
R - right handed pedestal position
4 - full height pedestal
D - 2 file drawers
F - 2 box, 1 file drawer
0 - no pedestal
X - includes modesty panel
Y - includes hinged modesty panel
BC - bookcase

STANDARD FINISHES

For a complete list of standard wood finishes, please see page 450.


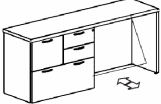
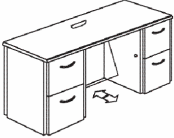
LOCKS

Locks are standard on all pedestals and lateral file drawers.

GROMMETS

One grommet in standard position is optional at no charge. Additional rectangular grommets are available at an upcharge of \$114 list.

CONTOUR | CREDENZAS

DESCRIPTION	MODEL	Rift Oak	Cherry Maple	W	D	H	KW	Shipping	
								Weight	Cubes
Lateral File or Bookcase Credenza with Hinged Modesty Panel 	97CY6020LBR0	2377	2615	59.75	20	29.5	30	107	28
	97CY6020LORB	2377	2615	59.75	20	29.5	24	107	28
	97CY6020LFR0	2697	2967	59.75	20	29.5	24	140	28
	97CY6020L0RF	2697	2967	59.75	20	29.5	24	140	28
	97CY6024LBR0	2468	2715	59.75	24	29.5	24	113	33
	97CY6024LORB	2468	2715	59.75	24	29.5	24	113	33
	97CY6024LFR0	2742	3016	59.75	24	29.5	24	147	33
	97CY6024L0RF	2742	3016	59.75	24	29.5	24	147	33
	97CY7220LBR0	2573	2701	71.75	20	29.5	36	116	33
	97CY7220LORB	2573	2701	71.75	20	29.5	36	116	33
	97CY7220LFR0*	2907	3052	71.75	20	29.5	36	156	33
	97CY7220L0RF	2907	3052	71.75	20	29.5	36	156	33
	97CY7224LBR0	2667	2800	71.75	24	29.5	36	120	38.5
	97CY7224LORB	2667	2800	71.75	24	29.5	36	120	38.5
	97CY7224LFR0	2955	3103	71.75	24	29.5	36	160	38.5
	97CY7224L0RF	2955	3103	71.75	24	29.5	36	160	38.5
Single Pedestal Credenza Hinged Modesty Panel Combination Pedestal 	97CY6020L3602R0	2201	2421	60	20	29.5	24	140	28
	97CY6020L0R3604	2201	2421	60	20	29.5	24	140	28
	97CY6024L3602R0*	2521	2773	60	24	29.5	24	147	28
	97CY6024L0R3604	2521	2773	60	24	29.5	24	147	28
	97CY7220L3602R0	2578	2836	72	20	29.5	36	168	36
	97CY7220L0R3604	2578	2836	72	20	29.5	36	168	32.5
	97CY7224L3602R0	2629	2892	72	24	29.5	36	176	36
	97CY7224L0R3604	2629	2892	72	24	29.5	36	176	38.5
	97CY8420L3602R0	2765	3042	84	20	29.5	48	252	38
	97CY8420L0R3604	2765	3042	84	20	29.5	48	252	38
	97CY8424L3602R0	2837	3121	84	24	29.5	48	252	44.5
	97CY8424L0R3604	2837	3121	84	24	29.5	48	252	44.5
Double Pedestal Credenza with Hinged Modesty Panel 	97CY60204LDRD	2903	3048	59.75	20	29.5	28.75	220	27.75
	97CY60204LDRF	2903	3048	59.75	20	29.5	28.75	220	27.75
	97CY60204LFRD	2903	3048	59.75	20	29.5	28.75	220	27.75
	97CY60204LFRF	2903	3048	59.75	20	29.5	28.75	220	27.75
	97CY60244LDRD	2924	3070	59.75	24	29.5	28.75	220	32.25
	97CY60244LDRF	2924	3070	59.75	24	29.5	28.75	220	32.25
	97CY60244LFRD	2924	3070	59.75	24	29.5	28.75	220	32.25
	97CY60244LFRF	2924	3070	59.75	24	29.5	28.75	220	32.25
	97CY66204LDRD*	2946	3093	65.75	20	29.5	34.25	228	30.25
	97CY66204LDRF	2946	3093	65.75	20	29.5	34.25	228	30.25

ORDERING PROCEDURES

To order, please specify the following:

- 1) Krug product model number
- 2) Wood species and finish, see page 450
- 3) Edge profile, see page 452
- 4) Pull style and finish, see page 453
- 5) Grommet location and style if applicable

* Indicates model illustrated by line drawing

CODE DESCRIPTION

L - left handed pedestal position
 R - right handed pedestal position
 4 - full height pedestal
 D - 2 file drawers
 F - 2 box, 1 file drawer
 0 - no pedestal
 X - includes modesty panel
 Y - includes hinged modesty panel
 BC - bookcase

STANDARD FINISHES

For a complete list of standard wood finishes, please see page 450.

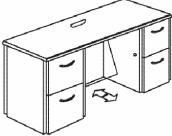
LOCKS

Locks are standard on all pedestals and lateral file drawers.

GROMMETS

One grommet in standard position is optional at no charge. Additional rectangular grommets are available at an upcharge of \$114 list.

CONTOUR | CREDENZAS

DESCRIPTION	MODEL	Rift Oak	Cherry Maple	W	D	H	KW	Shipping Weight	Cubes
Double Pedestal	97CY66204LFRD	2946	3093	65.75	20	29.5	34.25	228	30.25
Credenza with Hinged	97CY66204LFRF	2946	3093	65.75	20	29.5	34.25	228	30.25
Modesty Panel,	97CY66244LDRD*	2952	3100	65.75	24	29.5	34.25	228	35.5
Continued	97CY66244LDRF	2952	3100	65.75	24	29.5	34.25	228	35.5
	97CY66244LFRD	2952	3100	65.75	24	29.5	34.25	228	35.5
	97CY66244LFRF	2952	3100	65.75	24	29.5	34.25	228	35.5
	97CY72204LDRD	2975	3124	71.75	20	29.5	40.25	228	32.75
	97CY72204LDRF	2975	3124	71.75	20	29.5	40.25	228	32.75
	97CY72204LFRD	2975	3124	71.75	20	29.5	40.25	228	32.75
	97CY72204LFRF	2975	3124	71.75	20	29.5	40.25	228	32.75
	97CY72244LDRD	2999	3146	71.75	24	29.5	40.25	236	38.5
	97CY72244LDRF	2999	3146	71.75	24	29.5	40.25	236	38.5
	97CY72244LFRD	2999	3146	71.75	24	29.5	40.25	236	38.5
	97CY72244LFRF	2999	3146	71.75	24	29.5	40.25	236	38.5
	97CY78204LDRD	3002	3149	77.75	20	29.5	46.25	236	35.5
	97CY78204LDRF	3002	3149	77.75	20	29.5	46.25	236	35.5
	97CY78204LFRD	3002	3149	77.75	20	29.5	46.25	236	35.5
	97CY78204LFRF	3002	3149	77.75	20	29.5	46.25	236	35.5
	97CY78244LDRD	3005	3152	77.75	24	29.5	46.25	240	41.5
	97CY78244LDRF	3005	3152	77.75	24	29.5	46.25	240	41.5
	97CY78244LFRD	3005	3152	77.75	24	29.5	46.25	240	41.5
	97CY78244LFRF	3005	3152	77.75	24	29.5	46.25	240	41.5
	97CY84204LDRD	3011	3158	83.75	20	29.5	52.25	240	38
	97CY84204LDRF	3011	3158	83.75	20	29.5	52.25	240	38
	97CY84204LFRD	3011	3158	83.75	20	29.5	52.25	240	38
	97CY84204LFRF	3011	3158	83.75	20	29.5	52.25	240	38
	97CY84244LDRD	3020	3171	83.75	24	29.5	52.25	248	44.5
	97CY84244LDRF	3020	3171	83.75	24	29.5	52.25	248	44.5
	97CY84244LFRD	3020	3171	83.75	24	29.5	52.25	248	44.5
	97CY84244LFRF	3020	3171	83.75	24	29.5	52.25	248	44.5

DIMENSION KEY

W - width
D - depth
H - height of worksurface
KW - kneehole width

Dimensions are in inches and approximate.
Contact Customer Service if dimensions are critical.

*Indicates model illustrated by line drawing.

CODE DESCRIPTION

L - left handed pedestal position
R - right handed pedestal position
4 - full height pedestal
D - 2 file drawers
F - 2 box, 1 file drawer
0 - no pedestal
X - includes modesty panel
Y - includes hinged modesty panel
BC - bookcase

STANDARD FINISHES

For a complete list of standard wood finishes, please see page 450.

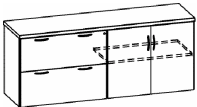
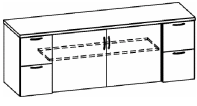
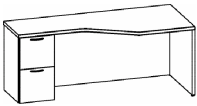
LOCKS

Locks are standard on all pedestals and lateral file drawers.

GROMMETS

One grommet in standard position is optional at no charge. Additional rectangular grommets are available at an upcharge of \$114 list.

CONTOUR | CREDENZAS

DESCRIPTION	MODEL	Rift Oak	Cherry Maple	W	D	H	KW	Shipping Weight	Cubes
Lateral File/Bookcase Full Face Credenza 	97C7220LBRB	2848	2998	71.75	20	29.5		208	33
	97C7220LFRB*	3345	3521	71.75	20	29.5		228	33
	97C7220LBRF	3345	3512	71.75	20	29.5		228	33
	97C7220LFRF	3666	3859	71.75	20	29.5		248	33
	97C7224LBRB	2885	3029	71.75	24	29.5		224	39
	97C7224LBRF	3407	3577	71.75	24	29.5		236	39
	97C7224LFRB	3407	3577	71.75	24	29.5		236	39
	97C7224LFRF	3713	3908	71.75	24	29.5		256	39
Full Face Storage Credenza 	97C66244DBCD	3335	3502	65.75	24	29.5		242	36
	97C66244DBCF	3335	3502	65.75	24	29.5		242	36
	97C66244FBCD	3335	3502	65.75	24	29.5		242	36
	97C66244FBCF	3335	3502	65.75	24	29.5		242	36
	97C72244DBCD*	3493	3667	71.75	24	29.5		256	38.5
	97C72244DBCF	3493	3667	71.75	24	29.5		256	38.5
	97C72244FBCD	3493	3667	71.75	24	29.5		256	38.5
	97C72244FBCF	3493	3667	71.75	24	29.5		256	38.5
	97C84244DBCD	3636	3818	83.75	24	29.5		271	44.5
	97C84244DBCF	3636	3818	83.75	24	29.5		271	44.5
	97C84244FBCD	3636	3818	83.75	24	29.5		271	44.5
	97C84244FBCF	3636	3818	83.75	24	29.5		271	44.5
Corner Credenzas 	97CC7220XL4D*	2147	2254	71.75	32	29.5	32	184	43.25
	97CC7220XR4D	2147	2254	71.75	32	29.5	32	184	43.25
	97CC7220XL4F	2147	2254	71.75	32	29.5	32	184	43.25
	97CC7220XR4F	2147	2254	71.75	32	29.5	32	184	43.25
	97CC7224XL4D	2190	2299	71.75	36	29.5	32	192	52.75
	97CC7224XR4D	2190	2299	71.75	36	29.5	32	192	52.75
	97CC7224XL4F	2190	2299	71.75	36	29.5	32	192	52.75
	97CC7224XR4F	2190	2299	71.75	36	29.5	32	192	52.75
	97CC8420XL4D	2217	2328	83.75	32	29.5	44	200	50.25
	97CC8420XR4D	2217	2328	83.75	32	29.5	44	200	50.25
	97CC8420XL4F	2217	2328	83.75	32	29.5	44	200	50.25
	97CC8420XR4F	2217	2328	83.75	32	29.5	44	200	50.25
	97CC8424XL4D	2237	2348	83.75	36	29.5	44	208	61
	97CC8424XR4D	2237	2348	83.75	36	29.5	44	208	61
	97CC8424XL4F	2237	2348	83.75	36	29.5	44	208	61
	97CC8424XR4F	2237	2348	83.75	36	29.5	44	208	61

ORDERING NOTES:

Corner Credenzas accept 24" deep run-off units. Legal size pedestals are 18.75" wide. For legal sized file drawers, please add LG- before "97" in model number and add \$55 list per pedestal. Above widths reflect letter size file drawers. Please see page 117 when ordering a keyboard for use with corner credenza.

ORDERING PROCEDURES

To order, please specify the following:

- 1) Krug product model number
- 2) Wood species and finish, see page 450
- 3) Edge profile, see page 452
- 4) Pull style and finish, see page 453
- 5) Grommet location and style if applicable

* Indicates model illustrated by line drawing

CODE DESCRIPTION

L - left handed pedestal position
 R - right handed pedestal position
 4 - full height pedestal
 D - 2 file drawers
 F - 2 box, 1 file drawer
 0 - no pedestal
 X - includes modesty panel
 Y - includes hinged modesty panel
 BC - bookcase

STANDARD FINISHES

For a complete list of standard wood finishes, please see page 450.

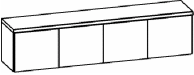
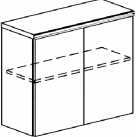
LOCKS

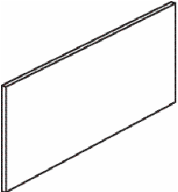
Locks are standard on all pedestals and lateral file drawers.

GROMMETS

One grommet in standard position is optional at no charge. Additional rectangular grommets are available at an upcharge of \$114 list.

CONTOUR | OVERHEADS

DESCRIPTION	MODEL	Rift Oak	Cherry Maple	W	D	H	KW	Shipping Weight	Cubes
 Overhead with Wood Doors	97OH3615	1064	1121	36	14.75	16	2	53	7
	97OH4215	1129	1188	42	14.75	16	2	57	8
	97OH4815	1172	1231	48	14.75	16	3	77	9.5
	97OH6015	1377	1451	59.75	14.75	16	4	88	11.5
	97OH6615*	1452	1528	65.75	14.75	16	4	94	13
	97OH7215	1527	1608	71.75	14.75	16	4	99	14
 Double Height Overhead with Wood Doors	97OH361530*	1328	1461	36	14.75	30	2	53	7
	97OH421530	1390	1529	42	14.75	30	2	57	8
	97OH481530	1431	1527	48	14.75	30	8	77	9.5

		TACKBOARD Fabric Grades												
		1	2	3	4	5	6	7	8	9	W	H	COM	WT
 Tackboards for Overheads	97TBOH36	234	260	287	328	426	523	617	718	843	38	24	1.5	10
	97TBOH42	260	351	372	461	554	639	733	844	996	44	24	1.5	12
	97TBOH48	290	360	377	475	568	652	752	864	1040	50	24	1.75	13
	97TBOH60	329	440	461	574	690	818	946	1075	1278	62	24	2	15
	97TBOH66	360	490	525	640	799	911	1037	1185	1411	69	24	2	16
	97TBOH72	396	607	633	839	1031	1044	1198	1367	1594	75	24	2.25	18

DIMENSION KEY
W - width
D - depth
H - height of worksurface
KW - kneehole width

Dimensions are in inches and approximate.
Contact Customer Service if dimensions are critical.

*Indicates model illustrated by line drawing.

CODE DESCRIPTION
G - wood framed glass doors
W - power/data/voice module
11 - wood door pier
TB - tackboard

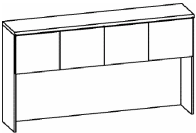
STANDARD FINISHES
For a complete list of standard wood finishes, please see page 450.

TACKBOARDS
See page 6 for tackboard fabric options.

OVERHEADS
All overheads include installed tasklights and mounting hardware.

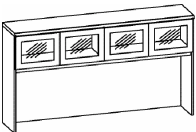
HUTCHES
Hutches over 84" in length will be made in two pieces.

CONTOUR | HUTCHES

DESCRIPTION	MODEL	Rift Oak	Cherry Maple	W	D	H	KW	Shipping	
								Weight	Cubes
5 Hi Hutch with Wood Doors 	97HT601540	1918	2019	59.75	14.75	39.25	23.25	117	23
	97HT661540	2132	2244	65.75	14.75	39.25	23.25	126	26
	97HT721540	2437	2565	71.75	14.75	39.25	23.25	135	28
	97HT781540*	2625	2764	77.75	14.75	39.25	23.25	146	30
	97HT841540	2815	2962	83.75	14.75	39.25	23.25	154	32
	97HT961540	4081	4295	95.5	14.75	39.25	23.25	211	39

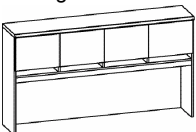
ORDERING NOTES:

Hutches come standard with Krug panel grade 1 fabric. Please see page 6 for color options. Voice/Power/Data modules can be specified by placing a "W" at the end of the hutch model number and applying a \$132 list upcharge.

5 Hi Hutch with Frosted Glass Doors 	97HT601540G	2147	2254	59.75	14.75	39.25	23.25	117	23
	97HT661540G	2387	2507	65.75	14.75	39.25	23.25	126	26
	97HT721540G	2729	2865	71.75	14.75	39.25	23.25	135	28
	97HT781540G*	2941	3088	77.75	14.75	39.25	23.25	146	30
	97HT841540G	3152	3310	83.75	14.75	39.25	23.25	154	32
	97HT961540G	4571	4800	95.5	14.75	39.25	23.25	222	39

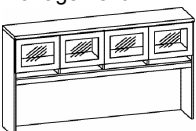
ORDERING NOTES:

Hutches come standard with Krug panel grade 1 fabric. Please see page 6 for color options. Voice/Power/Data modules can be specified by placing a "W" at the end of the hutch model number and applying a \$132 list upcharge.

5 Hi Hutch with Wood Doors and Paper Management 	97HTPM661540	2626	2757	65.75	14.75	39.25	20.25	126	26
	97HTPM721540	3002	3160	71.75	14.75	39.25	20.25	135	28
	97HTPM781540*	3050	3202	77.75	14.75	39.25	20.25	146	30
	97HTPM841540	3096	3260	83.75	14.75	39.25	20.25	154	32
	97HTPM961540	4492	4717	95.5	14.75	39.25	20.25	260	39

ORDERING NOTES:

Hutches come standard with Krug panel grade 1 fabric. Please see page 6 for color options. Voice/Power/Data modules can be specified by placing a "W" at the end of the hutch model number and applying a \$132 list upcharge.

5 Hi Hutch with Frosted Glass Doors and Paper Management 	97HTPM661540G	2942	3089	65.75	14.75	39.25	20.25	126	26
	97HTPM721540G	3363	3531	71.75	14.75	39.25	20.25	135	28
	97HTPM781540G*	3416	3596	77.75	14.75	39.25	20.25	146	30
	97HTPM841540G	3469	3642	83.75	14.75	39.25	20.25	154	32
	97HTPM961540G	5031	5283	95.5	14.75	39.25	20.25	260	39

ORDERING NOTES:

Hutches come standard with Krug panel grade 1 fabric. Please see page 6 for color options. Voice/Power/Data modules can be specified by placing a "W" at the end of the hutch model number and applying a \$132 list upcharge.

ORDERING PROCEDURES

To order, please specify the following:

- 1) Krug product model number
- 2) Wood species and finish, see page 450
- 3) Edge profile, see page 452
- 4) Pull style and finish, see page 453
- 5) Grommet location and style if applicable

* Indicates model illustrated by line drawing

CODE DESCRIPTION

G - wood framed glass doors
W - power/data/voice module
11 - wood door pier
TB - tackboard

STANDARD FINISHES

For a complete list of standard wood finishes, please see page 450.

TACKBOARDS

See page 6 for tackboard fabric options.
See page 489 for hutch fabric upcharges.

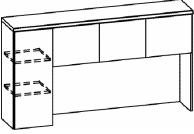
OVERHEADS

All overheads include installed tasklights and mounting hardware.

HUTCHES

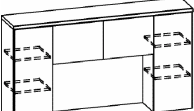
Hutches over 84" in length will be made in two pieces.

CONTOUR | HUTCHES

DESCRIPTION	MODEL	Rift Oak	Cherry Maple	W	D	H	KW	Shipping	
								Weight	Cubes
5 Hi Hutch with Single Wood Door Pier 	97HTPR661540L11OHR0	2558	2686	65.75	14.75	39.25	23.25	183	26
	97HTPR661540L0OHR11	2558	2686	65.75	14.75	39.25	23.25	183	26
	97HTPR721540L11OHR0	2924	3070	71.75	14.75	39.25	23.25	196	28
	97HTPR721540L0OHR11	2924	3070	71.75	14.75	39.25	23.25	196	28
	97HTPR781540L11OHR0*	3151	3309	77.75	14.75	39.25	23.25	215	30
	97HTPR781540L0OHR11	3151	3309	77.75	14.75	39.25	23.25	215	30
	97HTPR841540L11OHR0	3377	3546	83.75	14.75	39.25	23.25	221	33
	97HTPR841540L0OHR11	3377	3546	83.75	14.75	39.25	23.25	221	33
	97HTPR961540L11OHR0	4897	5142	95.5	14.75	39.25	23.25	245	38.5
	97HTPR961540L0OHR11	4897	5142	95.5	14.75	39.25	23.25	245	38.5

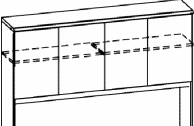
ORDERING NOTES:

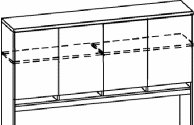
Hutches come standard with Krug panel grade 1 fabric. Please see page 6 for color options. Voice/Power/Data modules can be specified by placing a "W" at the end of the hutch model number and applying a \$132 list upcharge.

5 Hi Hutch with Left and Right Wood Door Piers 	97HTPR661540L11OHR11	2813	2954	65.75	14.75	39.25	23.25	197	26
	97HTPR721540L11OHR11	3216	3377	71.75	14.75	39.25	23.25	210	28
	97HTPR781540L11OHR11*	3466	3639	77.75	14.75	39.25	23.25	223	30
	97HTPR841540L11OHR11	3716	3902	83.75	14.75	39.25	23.25	236	33
	97HTPR961540L11OHR11	5388	5658	95.5	14.75	39.25	23.25	261	38.5

ORDERING NOTES:

Hutches come standard with Krug panel grade 1 fabric. Please see page 6 for color options. Voice/Power/Data modules can be specified by placing a "W" at the end of the hutch model number and applying a \$132 list upcharge.

6 Hi Hutch with Wood Doors 	97HT601553	1935	2129	59.75	14.75	53		117	23.5
	97HT661553	2133	2346	65.75	14.75	53		126	25.5
	97HT721553	2429	2672	71.75	14.75	53		135	28
	97HT781553*	2608	2869	77.75	14.75	53		146	30
	97HT841553	2789	3068	83.75	14.75	53		154	32.5
	97HT961553	3995	4395	95.5	14.75	53		211	38.5

6 Hi Hutch with Paper Manager 	97HTPM601553	2371	2608	59.75	14.75	53		146	33
	97HTPM661553	2606	2867	65.75	14.75	53		162	36
	97HTPM721553	2964	3260	71.75	14.75	53		174	39
	97HTPM781553*	2905	3196	77.75	14.75	53		186	42
	97HTPM841553	3054	3359	83.75	14.75	53		200	45
	97HTPM961553	4383	4821	95.5	14.75	53		240	54

ORDERING PROCEDURES

To order, please specify the following:

- 1) Krug product model number
- 2) Wood species and finish, see page 450
- 3) Edge profile, see page 452
- 4) Pull style and finish, see page 453
- 5) Grommet location and style if applicable

* Indicates model illustrated by line drawing

CODE DESCRIPTION

G - wood framed glass doors
 W - power/data/voice module
 11 - wood door pier
 TB - tackboard

STANDARD FINISHES

For a complete list of standard wood finishes, please see page 450.

TACKBOARDS

See page 6 for tackboard fabric options.
 See page 489 for hutch fabric upcharges.

OVERHEADS

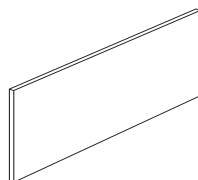
All overheads include installed tasklights and mounting hardware.

HUTCHES

Hutches over 84" in length will be made in two pieces.

HUTCH TACKBOARD UPCHARGES

Tackboard
Upcharges for
Standard Hutches



All hutches include a tackboard in Krug panel grade 1 fabric. Use this chart to find the upcharges for tackboard fabrics graded 2-9 and add it to the cost of the hutch. Grading information can be found on page 5 of the price guide.

	FABRIC GRADES								COM
	2	3	4	5	6	7	8	9	
60" hutch tackboard*	115	244	357	476	592	704	819	1021	2
66" hutch tackboard	127	276	405	540	671	799	928	1152	2
72" hutch tackboard	153	329	482	647	803	957	1111	1337	2.25
78" hutch tackboard	181	386	569	754	935	1118	1300	1551	2.5
84" hutch tackboard	215	448	665	879	1095	1309	1523	1799	2.5
96" hutch tackboard	266	552	820	1085	1351	1617	1880	2182	3
66" single pier door hutch tackboard	115	244	357	476	592	704	819	996	1.5
72" single pier door hutch tackboard	115	244	357	476	592	704	819	996	1.5
78" single pier door hutch tackboard	115	244	357	476	592	704	819	996	1.75
84" single pier door hutch tackboard	127	276	405	540	671	799	928	1152	2
96" single pier door hutch tackboard	215	448	665	879	1095	1309	1492	1801	2.5
66" double pier door hutch tackboard	115	244	357	476	592	704	819	996	1.5
72" double pier door hutch tackboard	115	244	357	476	592	704	819	996	1.5
78" double pier door hutch tackboard	115	244	357	476	592	704	819	996	1.75
84" double pier door hutch tackboard	115	244	357	476	592	704	819	996	2
96" double pier door hutch tackboard	127	276	405	540	671	799	928	1152	2.5

ORDERING NOTES

Only Krug panel fabrics are available on *KrugExpress*.

DIMENSION KEY

W - width
D - depth
H - height of worksurface
KW - kneehole width

Dimensions are in inches and approximate.
Contact Customer Service if dimensions are critical.

*Indicates model illustrated by line drawing.

CODE DESCRIPTION

G - wood framed glass doors
W - power/data/voice module
11 - wood door pier
TB - tackboard

STANDARD FINISHES

For a complete list of standard wood finishes, please see page 450.

TACKBOARDS

See page 6 for tackboard fabric options.
See page 489 for hutch fabric upcharges.

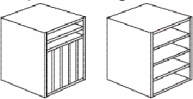
OVERHEADS


All overheads include installed tasklights and mounting hardware.

HUTCHES


Hutches over 84" in length will be made in two pieces.

CONTOUR | PAPER MANAGERS & MODULAR PEDESTALS

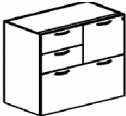
DESCRIPTION	MODEL	Rift Oak	Cherry Maple	W	D	H	KW	Shipping Weight	Cubes
 Paper Managers	97PM18122002	816	857	17	12.5	19.75		50	3.5
	97PM18122003	816	859	17	12.5	19.75		50	3.5

2 Box, 1 File Pedestal 	97P16184F*	1240	1304	15.75	18	28		61	7
	97P16284F	1446	1518	15.75	18	28		66	10

ORDERING NOTES:
Legal file pedestals are 18.75" wide. For legal sized drawers, please add LG- before "97" in model number and add \$55 list per pedestal. Widths above reflect letter size file drawers.

2 File Pedestal 	97P16184D*	1092	1149	15.75	27.5	28		61	7
	97P16284D	1274	1340	15.75	27.5	28		66	10

ORDERING NOTES:
Legal file pedestals are 18.75" wide. For legal sized drawers, please add LG- before "97" in model number and add \$55 list per pedestal. Widths above reflect letter size file drawers.

Combination Pedestal 	97P361802	1406	1547	36	18	28		112	13.5
	97P361804*	1406	1547	36	18	28		112	13.5

DIMENSION KEY
W - width
D - depth
H - height of worksurface
KW - kneehole width

Dimensions are in inches and approximate.
Contact Customer Service if dimensions are critical.

*Indicates model illustrated by line drawing.

CODE DESCRIPTION
L - left handed pedestal position
R - right handed pedestal position
4 - full height pedestal
D - 2 file drawers
F - 2 box, 1 file drawer
LF - lateral file
BC - bookcase
MP - mobile pedestal

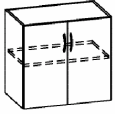
STANDARD FINISHES
For a complete list of standard wood finishes, please see page 450.

PEDESTALS
Pedestal tops and backs are unfinished.

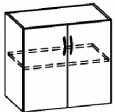
LOCKS
Locks on bookcase pedestal doors are available at \$105 list. Please specify at time of order. All other pedestals include a standard lock.

CONTOUR | PAPER MANAGERS & MODULAR PEDESTALS

DESCRIPTION	MODEL	Rift Oak	Cherry Maple	W	D	H	KW	Shipping Weight	Cubes
Bookcase Pedestal	97PBC3018	1233	1295	29.75	18	28		96	12



Bookcase Pedestal	97PBC3020FB*	1342	1476	29.75	20	28		96	12
Finished Back	97PBC3024FB	1366	1503	29.75	24	28		104	14



Lateral File Pedestal	97PLF3018	1454	1530	29.75	18	28		96	12
	97PLF3618*	1527	1608	35.75	18	28		104	14



Lateral File Pedestal	97PLF3020FB	1553	1708	29.75	20	28		104	12
Finished Back	97PLF3620FB*	1577	1735	35.75	20	28		112	14



ORDERING PROCEDURES

To order, please specify the following:

- 1) Krug product model number
- 2) Wood species and finish, see page 450
- 3) Edge profile, see page 452
- 4) Pull style and finish, see page 453
- 5) Grommet location and style if applicable

* Indicates model illustrated by line drawing

CODE DESCRIPTION

L - left handed pedestal position
 R - right handed pedestal position
 4 - full height pedestal
 D - 2 file drawers
 F - 2 box, 1 file drawer
 LF - lateral file
 BC - bookcase
 MP - mobile pedestal

STANDARD FINISHES

For a complete list of standard wood finishes, please see page 450.





PEDESTALS

Pedestal tops and backs are unfinished.

LOCKS

Locks on bookcase pedestal doors are available at \$105 list. Please specify at time of order. All other pedestals include a standard lock.

CONTOUR | PAPER MANAGERS & MODULAR PEDESTALS

DESCRIPTION	MODEL	Rift Oak	Cherry Maple	W	D	H	KW	Shipping Weight	Cubes
Mobile Pedestal 	97MP1620284F	1256	1322	15.75	20	27.75		110	6.25
Mobile Computer Cart 	97THC362129	2150	2257	35.75	20	29		105	16.25
Round Meeting Table 	970536	1015	1065	36	36	1.25		50	2.5
	970542	1181	1240	42	42	1.25		62	3.25
	970548*	1293	1358	48	48	1.25		80	4.25
Drum Base 	971018D29	548	575	18	18	28.75		97	4

DIMENSION KEY
W - width
D - depth
H - height of worksurface
KW - kneehole width

Dimensions are in inches and approximate.
Contact Customer Service if dimensions are critical.

*Indicates model illustrated by line drawing.

CODE DESCRIPTION
L - left handed pedestal position
R - right handed pedestal position
4 - full height pedestal
D - 2 file drawers
F - 2 box, 1 file drawer
LF - lateral file
BC - bookcase
MP - mobile pedestal

STANDARD FINISHES
For a complete list of standard wood finishes, please see page 450.

PEDESTALS
Pedestal tops and backs are unfinished.

LOCKS
Locks on bookcase pedestal doors are available at \$105 list. Please specify at time of order. All other pedestals include a standard lock.

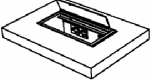
CONTOUR | KEYBOARDS, PENCIL DRAWERS & WIRING GROMMETS

DESCRIPTION	MODEL	Price	W	D	H	KW	Shipping Weight	Cubes
 Keyboard Trays	97KBAMT1912*	483	28	-	8.25		20	2
	97KBAMT1912X	483	28	-	8.25		20	2

ORDERING NOTES:

This unit comes with a lever-free arm keyboard support. This unit is granite in color. Order for 24" tops or deeper.

Power Port, 2-RJ45's,
Category 5/6



97POWERPORT1 276 - 4 2 - -
Port Includes: 2 simplex, 1 utility, 2 RJ45's, category 5/6, horizontal cable management & shroud for additional data options.

ORDERING NOTES:

PowerPorts are shipped installed into worksurfaces. Please note the required location for each worksurface on your order, e.g. 1 PowerPort, location C. Please see page 454 for locations.
Powerbar electrical cord is 9.5' long.

Power Port , RJ11/RJ45



97POWERPORT3 276 - 4 2 - -
Port Includes: 2 simplex receptacles, 1 utility outlet, 1 RJ11, 1 RJ45, horizontal cable management & shroud for additional data options.

ORDERING NOTES:

PowerPorts are shipped installed into worksurfaces. Please note the required location for each worksurface on your order, e.g. 1 PowerPort, location C. Please see page 454 for locations.
Powerbar electrical cord is 9.5' long.

PowerPort4

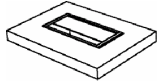


97POWERPORT4 302 - 4 2 - -
Port Includes: 2 simplex, 1 utility, 2 USB charging ports, horizontal cable management & shroud for additional data options.

ORDERING NOTES:

PowerPorts are shipped installed into worksurfaces. Please note the required location for each worksurface on your order, e.g. 1 PowerPort, location C. Please see page 454 for locations.
Powerbar electrical cord is 9.5' long.

Port



97POWERPORT-No Power 100 - 4 2 - -

DIMENSION KEY

W - width
D - depth
H - height of worksurface
KW - kneehole width

Dimensions are in inches and approximate.
Contact Customer Service if dimensions are critical.

*Indicates model illustrated by line drawing.

CODE DESCRIPTION

KBAMT - keyboard drawer with mouse tray
PD - pencil drawer
PDSM - power and telephone grommet
PUCH - pop-up communication housing
PUDG - pop-up center and communication housing
PUPC - pop-up power/data
PUPD - pop-up power/data
WM - wire management

STANDARD FINISHES

For a complete list of standard wood finishes, please see page 450.

WIRING GROMMETS

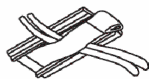
One rectangular grommet in a standard position is optional at no charge. Additional rectangular grommets are available at an upcharge on \$114 list.

CONTOUR | KEYBOARDS, PENCIL DRAWERS & WIRING GROMMETS

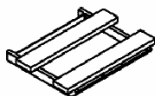
DESCRIPTION	MODEL	Price	W	D	H	KW	Shipping Weight	Cubes
Wire Management Cover	97WM72	109	-	-	-		5	1



Velcro Wire Management Cover	97WM4	32	-	-	-		5	1
------------------------------	-------	----	---	---	---	--	---	---



Pencil Drawer	97PD2116	425	21	16	1		2	1
---------------	----------	-----	----	----	---	--	---	---



ORDERING NOTES:
Please specify wood finish.

ORDERING PROCEDURES

To order, please specify the following:

- 1) Krug product model number
- 2) Wood species and finish, see page 450
- 3) Edge profile, see page 452
- 4) Pull style and finish, see page 453
- 5) Grommet location and style if applicable

* Indicates model illustrated by line drawing

CODE DESCRIPTION

KBAMT - keyboard drawer with mouse tray
PD - pencil drawer
PDSM - power and telephone grommet
PUCH - pop-up communication housing
PUDG - pop-up center and communication housing
PUPC - pop-up power/data
PUPD - pop-up power/data
WM - wire management


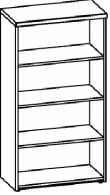


STANDARD FINISHES

For a complete list of standard wood finishes, please see page 450.

WIRING GROMMETS

One rectangular grommet in a standard position is optional at no charge. Additional rectangular grommets are available at an upcharge on \$114 list.

CONTOUR | BOOKCASES

DESCRIPTION	MODEL	Rift Oak	Cherry Maple	W	D	H	KW	Shipping Weight	Cubes
2- Hi Open Bookcase	97BC301629*	1139	1196	30	15.75	29.5		48	9.5
	97BC361629	1170	1232	36	15.75	29.5		56	11.25
	97BC721629**	1544	1659	72	15.75	29.5		102	24
<hr/>									
4- Hi Open Bookcase	97BC301656	1454	1530	30	15.75	55.5		64	17.75
	97BC361656*	1485	1564	36	15.75	55.5		72	21.25
<hr/>									
5- Hi Open Bookcase	97BC301669	1575	1658	30	15.75	69.5		100	22
	97BC361669*	1608	1694	36	15.75	69.5		112	26.25
<hr/>									
6 Hi Open Bookcase	97BC361683	1688	1857	36	15.75	83		132	34
									

DIMENSION KEY

W - width
D - depth
H - height of worksurface
KW - kneehole width

Dimensions are in inches and approximate.
Contact Customer Service if dimensions are critical.

*Indicates model illustrated by line drawing.

CODE DESCRIPTION

BC - bookcase
L - door hinged left
R - door hinged right
ST - storage unit
G - wood framed frosted glass doors
WR - wardrobe

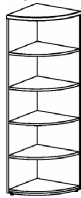
STANDARD FINISHES


For a complete list of standard wood finishes, please see page 450.

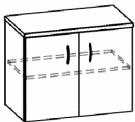
BOOKCASES


Bookcases do not have finished backs. 5-Hi bookcases require fastening to a wall for safety. Locks are optional on all wood doors at an upcharge of \$105 list per set of (2) doors. Locks are not available on wood framed frosted glass doors.

CONTOUR | STORAGE

DESCRIPTION	MODEL	Rift Oak	Cherry Maple	W	D	H	KW	Shipping Weight	Cubes
	Open Corner Bookcase	97STCE20202917L	1575	1654	20	20	29.5	56	8
		97STCE20202917R	1575	1654	20	20	29.5	56	8
		97STCE24242917L	1649	1731	24	24	29.5	65	12
		97STCE24242917R	1649	1731	24	24	29.5	65	12
		97STCE20206917L	1969	2068	20	20	69.5	130	19
		97STCE20206917R*	1969	2068	20	20	69.5	130	19
		97STCE24246917L	2058	2161	24	24	69.5	138	27
		97STCE24246917R	2058	2161	24	24	69.5	138	27

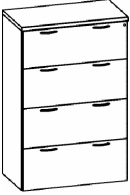
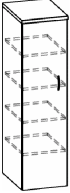
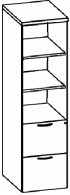

	2- Hi Lateral File	97ST30202901	1757	1933	30	20	29.5	112	13
		97ST30242901	1781	1959	30	24	29.5	116	15
		97ST36202901*	1917	2018	36	20	29.5	116	15
		97ST36242901	1943	2046	36	24	29.5	120	18

	2- Hi Closed Bookcase	97ST30202911	1318	1450	30	20	29.5	96	13
		97ST30242911	1344	1478	30	24	29.5	104	15
		97ST36202911*	1456	1535	36	20	29.5	104	15
		97ST36242911	1484	1559	36	24	29.5	108	18

3 Hi Lateral File	97ST36204201	2029	2232	36	20	42		140	23
									

<p>ORDERING PROCEDURES</p> <p>To order, please specify the following:</p> <p>1) Krug product model number</p> <p>2) Wood species and finish, see page 450</p> <p>3) Edge profile, see page 452</p> <p>4) Pull style and finish, see page 453</p> <p>5) Grommet location and style if applicable</p> <p>* Indicates model illustrated by line drawing</p>	<p>CODE DESCRIPTION</p> <p>BC - bookcase</p> <p>L - door hinged left</p> <p>R - door hinged right</p> <p>ST - storage unit</p> <p>G - wood framed frosted glass doors</p> <p>WR - wardrobe</p>	<p>STANDARD FINISHES</p> <p>For a complete list of standard wood finishes, please see page 4.</p> <p>BOOKCASES</p> <p>Bookcases do not have finished backs. 5-Hi bookcases require fastening to a wall for safety. Locks are optional on all wood doors at an upcharge of \$105 list per set of (2) doors. Locks are not available on wood framed frosted glass doors.</p>
-----------------------------------------------------------------------------------------------------------------------------------------------------------------------------------------------------------------------------------------------------------------------------------------------------------------------------------------------------------------	-------------------------------------------------------------------------------------------------------------------------------------------------------------------------------------------------------	------------------------------------------------------------------------------------------------------------------------------------------------------------------------------------------------------------------------------------------------------------------------------------------------------------------------------------------------------------------------------------------

CONTOUR | STORAGE

DESCRIPTION	MODEL	Rift Oak	Cherry Maple	W	D	H	KW	Shipping	
								Weight	Cubes
4- Hi Lateral File 	97ST36205501	2632	2769	36	20	55.5		176	26
	97ST36245501*	2800	2948	36	24	55.5		196	30
5- Hi Single Door Closed Shelves 	97ST19246911L*	1843	1935	18.75	24	69.5		132	20
	97ST19246911R	1843	1935	18.75	24	69.5		132	20
5- Hi 2 File, 3 Open 	97ST19206990	2907	3198	18.75	20	69.5		110	18
	97ST19246990*	2941	3235	18.75	24	69.5		132	21.75
5- Hi 2 File, 3 Closed 	97ST19206991L	2649	2781	18.75	24	69.5		123	17
	97ST19206991R	2649	2781	18.75	24	69.5		123	17
	97ST19246991L*	2687	2821	18.75	24	69.5		132	20
	97ST19246991R	2687	2821	18.75	24	69.5		132	20

DIMENSION KEY

W - width
D - depth
H - height of worksurface
KW - kneehole width

Dimensions are in inches and approximate.
Contact Customer Service if dimensions are critical.

*Indicates model illustrated by line drawing.

CODE DESCRIPTION

BC - bookcase
L - door hinged left
R - door hinged right
ST - storage unit
G - wood framed frosted glass doors
WR - wardrobe


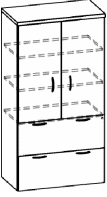

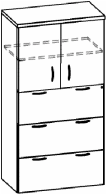
STANDARD FINISHES

For a complete list of standard wood finishes, please see page 450.

BOOKCASES

Bookcases do not have finished backs. 5-Hi bookcases require fastening to a wall for safety. Locks are optional on all wood doors at an upcharge of \$105 list per set of (2) doors. Locks are not available on wood framed frosted glass doors.

CONTOUR | STORAGE

DESCRIPTION	MODEL	Rift Oak	Cherry Maple	W	D	H	KW	Shipping Weight	Cubes
5- Hi 2 Lateral File, 3 Open 	97ST36206903	2871	3022	36	20	69.5		180	31.5
	97ST36246903*	2905	3058	36	24	69.5		188	37.5
5- Hi 2 Lateral File, 3 Closed 	97ST36206904	3205	3373	36	20	69.5		192	31.5
	97ST36246904*	3241	3411	36	24	69.5		200	37.5
5- Hi 2 Lateral Files, 3 Closed Glass 	97ST36206904G	3397	3567	36	20	69.5		192	31.5
	97ST36246904G*	3436	3617	36	24	69.5		200	37.5
5- Hi 3 Lateral, 2 Closed 	97ST36206908	3105	3396	36	20	69.5		184	33.5
	97ST36246908*	3140	3434	36	24	69.5		192	39.75

ORDERING PROCEDURES

To order, please specify the following:

- 1) Krug product model number
- 2) Wood species and finish, see page 450
- 3) Edge profile, see page 452
- 4) Pull style and finish, see page 453
- 5) Grommet location and style if applicable

* Indicates model illustrated by line drawing

CODE DESCRIPTION

BC - bookcase
L - door hinged left
R - door hinged right
ST - storage unit
G - wood framed frosted glass doors
WR - wardrobe


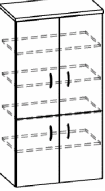


STANDARD FINISHES

For a complete list of standard wood finishes, please see page 450.

BOOKCASES

Bookcases do not have finished backs. 5-Hi bookcases require fastening to a wall for safety. Locks are optional on all wood doors at an upcharge of \$105 list per set of (2) doors. Locks are not available on wood framed frosted glass doors.

CONTOUR | STORAGE

DESCRIPTION	MODEL	Rift Oak	Cherry Maple	W	D	H	KW	Shipping	
								Weight	Cubes
5- Hi 2 Closed, 3 Open 	97ST36206913	2296	2410	36	20	69.5		104	31.5
	97ST36246913*	2324	2441	36	24	69.5		116	37.5
5- Hi 2 Closed, 3 Closed 	97ST36206914	2649	2781	36	20	69.5		184	31.5
	97ST36246914*	2687	2821	36	24	69.5		192	37.5
5- Hi 2 Closed, 3 Closed Glass 	97ST36206914G	2967	3115	36	20	69.5		184	31.5
	97ST36246914G*	3010	3160	36	24	69.5		192	37.5
5- Hi Wardrobe 	97WR19246902L*	1589	1673	18.75	24	69.5		138	20
	97WR19246902R	1589	1673	18.75	24	69.5		138	20

DIMENSION KEY

W - width
D - depth
H - height of worksurface
KW - kneehole width

Dimensions are in inches and approximate.
Contact Customer Service if dimensions are critical.

*Indicates model illustrated by line drawing.

CODE DESCRIPTION

BC - bookcase
L - door hinged left
R - door hinged right
ST - storage unit
G - wood framed frosted glass doors
WR - wardrobe


STANDARD FINISHES

For a complete list of standard wood finishes, please see page 450.

BOOKCASES

Bookcases do not have finished backs. 5-Hi bookcases require fastening to a wall for safety. Locks are optional on all wood doors at an upcharge of \$105 list per set of (2) doors. Locks are not available on wood framed frosted glass doors.

CONTOUR | WARDROBES

DESCRIPTION	MODEL	Rift Oak	Cherry Maple	W	D	H	KW	Shipping Weight	Cubes
5- Hi 2 File, 3 Closed 	97WR19246922L*	2907	3198	18.75	24	69.5		188	20
	97WR19246922R	2941	3235	18.75	24	69.5		188	20

5- Hi 5 Closed 	97WR30246901	2144	2358	30	24	69.5		156	33
	97WR30246903	2144	2358	30	24	69.5		156	33
	97WR36246901	2401	2528	36	24	69.5		164	38
	97WR36246903*	2401	2528	36	24	69.5		164	38

ORDERING NOTES:

(01) Indicates closed left shelves and closed right wardrobe

(03) Indicates closed right shelves and closed left wardrobe

5- Hi 5 Closed, Center Hinged 	97WR30246918	2401	2528	29.5	24	69.5		164	32
	97WR30246919*	2401	2528	29.5	24	69.5		164	32

ORDERING NOTES:

(18) Indicates closed left shelves, closed right wardrobe.

(19) Indicates closed right shelves, closed left wardrobe.

Closed shelves are center hinged.

ORDERING PROCEDURES

To order, please specify the following:

- 1) Krug product model number
- 2) Wood species and finish, see page 450
- 3) Edge profile, see page 452
- 4) Pull style and finish, see page 453
- 5) Grommet location and style if applicable

* Indicates model illustrated by line drawing

CODE DESCRIPTION

BC - bookcase
L - door hinged left
R - door hinged right
ST - storage unit
G - wood framed frosted glass doors
WR - wardrobe


STANDARD FINISHES

For a complete list of standard wood finishes, please see page 450.

BOOKCASES

Bookcases do not have finished backs. 5-Hi bookcases require fastening to a wall for safety. Locks are optional on all wood doors at an upcharge of \$105 list per set of (2) doors. Locks are not available on wood framed frosted glass doors.




CONTOUR | WARDROBES

DESCRIPTION	MODEL	Rift Oak	Cherry Maple	W	D	H	KW	Shipping	
								Weight	Cubes
<div>6- Hi 6 Closed</div> 	97WR30248301	2460	2715	30	24	83		198	40
	97WR30248303*	2460	2715	30	24	83		198	40
	97WR36248301	2553	2808	36	24	83		212	47.5
	97WR36248303	2553	2808	36	24	83		212	47.5

ORDERING NOTES:
(01) Indicates closed left shelves and closed right wardrobe
(03) Indicates closed right shelves and closed left wardrobe

<p>DIMENSION KEY</p> <p>W - width D - depth H - height of worksurface KW - kneehole width</p> <p>Dimensions are in inches and approximate. Contact Customer Service if dimensions are critical.</p> <p>*Indicates model illustrated by line drawing.</p>	<p>CODE DESCRIPTION</p> <p>BC - bookcase L - door hinged left R - door hinged right ST - storage unit G - wood framed frosted glass doors WR - wardrobe</p>	<p>STANDARD FINISHES</p> <p>For a complete list of standard wood finishes, please see page 450.</p> <p>BOOKCASES</p> <p>Bookcases do not have finished backs. 5-Hi bookcases require fastening to a wall for safety. Locks are optional on all wood doors at an upcharge of \$105 list per set of (2) doors. Locks are not available on wood framed frosted glass doors.</p>
---------------------------------------------------------------------------------------------------------------------------------------------------------------------------------------------------------------------------------------------------------------------------------	----------------------------------------------------------------------------------------------------------------------------------------------------------------------------------------	--------------------------------------------------------------------------------------------------------------------------------------------------------------------------------------------------------------------------------------------------------------------------------------------------------------------------------------------------------------------------------------------

CONTOUR | MODULAR TOPS, PEDESTALS & BASES

DESCRIPTION	MODEL	Rift Oak	Cherry Maple	W	D	H	KW	Shipping	
								Weight	Cubes
<div>Tops</div> 	97TP4820	488	512	47.75	20	1.25		30	2.25
	97TP4824	519	545	47.75	24	1.25		37	2.75
	97TP4830	533	559	47.75	30	1.25		44	3.25
	97TP5420	539	566	53.75	20	1.25		34	2.5
	97TP5424	552	579	53.75	24	1.25		42	3
	97TP5430	563	591	53.75	30	1.25		52	3.75
	97TP6020	625	657	59.75	20	1.25		39	2.75
	97TP6024	657	691	59.75	24	1.25		46	3.75
	97TP6030	681	715	59.75	30	1.25		56	4
	97TP6620	795	835	65.75	20	1.25		43	3
	97TP6624	822	863	65.75	24	1.25		50	3.5
	97TP6630	853	896	65.75	30	1.25		64	4.5
	97TP7220	908	953	71.75	20	1.25		44	3.25
	97TP7224	940	988	71.75	24	1.25		55	4
	97TP7230	966	1014	71.75	30	1.25		65	4.75
	97TP7820	1022	1073	77.75	20	1.25		49	3.5
	97TP7824	1044	1096	77.75	24	1.25		59	4.25
	97TP7830	1079	1133	77.75	30	1.25		73	5.25
	97TP8420	1130	1187	83.75	20	1.25		52	3.75
	97TP8424	1158	1216	83.75	24	1.25		63	4.5
	97TP8430	1193	1253	83.75	30	1.25		77	5.5
<div>Return Top</div> 	97TP4220L	419	461	42	20	1.25		28	1.75
	97TP4220R	419	461	42	20	1.25		28	1.75
	97TP4224L	448	493	42	24	1.25		33	2.25
	97TP4224R	448	493	42	24	1.25		33	2.25
	97TP4820L*	465	512	48	20	1.25		31	3
	97TP4820R	465	512	48	20	1.25		31	3
	97TP4824L	494	543	48	24	1.25		36	3.5
	97TP4824R	494	543	48	24	1.25		36	3.5
<div>Pedestals</div> 	97P16204F	1193	1253	15.75	20	28.25		55	6
	97P16204D	1051	1119	15.75	20	28.25		55	6
	97P16244F	1279	1343	15.75	24	28.25		66	7
	97P16244D	1127	1184	15.75	24	28.25		66	7
	97P16304F	1358	1426	15.75	30	28.25		101	9
	97P16304D	1204	1264	15.75	30	28.25		101	9

ORDERING PROCEDURES

To order, please specify the following:

- 1) Krug product model number
- 2) Wood species and finish, see page 450
- 3) Edge profile, see page 452
- 4) Pull style and finish, see page 453
- 5) Grommet location and style if applicable

* Indicates model illustrated by line drawing

CODE DESCRIPTION

- L - left handed pedestal position
- R - right handed pedestal position
- 4 - full height pedestal
- D - 2 file drawers
- F - 2 box, 1 file drawer
- X41- full height modesty panel
- Y - hinged modesty panel

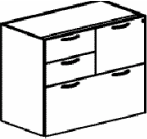

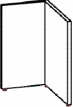


STANDARD FINISHES

For a complete list of standard wood finishes, please see page 450.

OPEN SPANS

Modular units with an open span greater than 48" require the support of a half gable.

CONTOUR | MODULAR TOPS, PEDESTALS & BASES

DESCRIPTION	MODEL	Rift Oak	Cherry Maple	W	D	H	KW	Shipping Weight	Cubes
	97PFB362002*	1572	1660	36	20	29.5		112	14
	97PFB362004	1572	1660	36	20	29.5		112	14
	97PFB362402	1600	1690	36	24	29.5		112	14
	97PFB362404	1600	1690	36	24	29.5		112	14
	97PFB362001	1428	1508	36	20	29.5		112	14
	97PFB362401	1454	1535	36	24	29.5		112	14
	97LB2029L	478	502	16	20	28.25		55	2
	97LB2029R*	478	502	16	20	28.25		55	2
	97LB2429L	507	531	16	24	28.25		60	3
	97LB2429R	507	531	16	24	28.25		60	3
	97LB3029L	539	563	16	30	28.25		70	4
	97LB3029R	539	563	16	30	28.25		70	4
	97HG2029	277	292	19.75	-	28.25		18	1
	97MPY48X41	422	443	16	-	28.25		19	2
	97MPY54X41	432	454	22	-	28.25		22	3
	97MPY60X41	441	463	28	-	28.25		26	4
	97MPY66X41	449	471	34	-	28.25		29	4
	97MPY72X41	469	492	40	-	28.25		32	5
	97MPY78X41	480	504	46	-	28.25		35	5
	97MPY84X41	488	512	52	-	28.25		38	6

DIMENSION KEY

W - width
D - depth
H - height of worksurface
KW - kneehole width

Dimensions are in inches and approximate.
Contact Customer Service if dimensions are critical.

*Indicates model illustrated by line drawing.

CODE DESCRIPTION

L - left handed pedestal position
R - right handed pedestal position
4 - full height pedestal
D - 2 file drawers
F - 2 box, 1 file drawer
X41- full height modesty panel
Y - hinged modesty panel

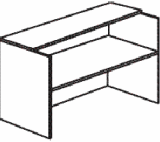
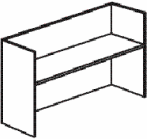
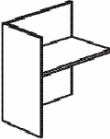
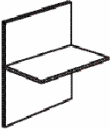
STANDARD FINISHES

For a complete list of standard wood finishes, please see page 450.

OPEN SPANS

Modular units with an open span greater than 48" require the support of a half gable.

CONTOUR | GALLERY

DESCRIPTION	MODEL	Rift Oak	Cherry Maple	W	D	H	KW	Shipping Weight	Cubes
<div>Gallery Desk Shell</div> 	97GSD7230	2599	2859	72	30	29.5		216	65
	97GSD7830	2662	2928	78	30	29.5		229	68
	97GSD8430	2725	2998	84	30	29.5		241	75.5
<div>Gallery Credenza Shell</div> 	97GSC7224	2589	2848	72	24	29.5		197	53.75
	97GSC7824	2652	2917	78	24	29.5		209	58
	97GSC8424	2716	2988	84	24	29.5		221	62
<div>Gallery Return Shell</div> 	97GSRH4224L	1933	2126	72	24	29.5		118	32.5
	97GSRH4224R	1933	2126	72	24	29.5		118	32.5
	97GSRH4824L*	2007	2208	78	24	29.5		128	36.75
	97GSRH4824R	2007	2208	78	24	29.5		128	36.75
<div>Gallery Linking Unit</div> 	97GLU4224	1110	1221	42	24	29.5		76	32.5
	97GLU4824*	1146	1261	48	24	29.5		87	36.75

ORDERING PROCEDURES

To order, please specify the following:

- 1) Krug product model number
- 2) Wood species and finish, see page 450
- 3) Edge profile, see page 452
- 4) Pull style and finish, see page 453
- 5) Grommet location and style if applicable

* Indicates model illustrated by line drawing

CODE DESCRIPTION

SD - desk shell
SC - credenza shell
SRH - return shell
LU - linking unit

STANDARD FINISHES

For a complete list of standard wood finishes, please see page 450.

LEATHER INSERTS

Leather insert is available on all desks at an upcharge of \$1050 list.

GROMMETS

One grommet in standard position is optional at no charge. Additional rectangular grommets are available at an upcharge of \$105 list.