

CONFERENCE
Price and Specification Guide
CANADA



Effective June 1, 2015

krug

CONFERENCE | TABLE OF CONTENTS

GENERAL INFOMRATION

2	General Information
---	---------------------

PRICING & SPECIFICATIONS

4	Nuvo
78	V2
117	Ando
128	Revo
165	Virtu
303	Millenium
323	Stratford

GENERAL INFORMATION

TERMS AND CONDITIONS

Net 30 days on approved credit. A late payment charge of 1% per month will be applied on overdue invoices. This charge will be pro-rated to the number of days past 30 days that the invoice is overdue. All applicable sales taxes are extra. Prices include shipping to territorial warehouse. Distribution of this price list does not in itself constitute an offer to sell. Orders can be received only from authorized Krug dealers. Acceptance of any order and terms of sale may be established at the discretion of Krug. Deposits are required on orders received from new accounts as well as on large or special orders. Krug reserves the right to discontinue designs, or to change designs, construction, prices, or materials without notice.

CUSTOMER SERVICE HOURS

Please note customer service hours are:
8:30 am to 5:00 pm est
1.888.578.KRUG
1.519.748.5177 fax

ORDER ACKNOWLEDGEMENTS

Each order will be acknowledged via email or fax. This acknowledgement is the final agreement between Krug and the customer, superseding all previous communications regarding the purchase order. Where there is a discrepancy on a purchase order between a product code and a description, Krug will make every effort to resolve the discrepancy, but will be ruled by the product code ordered. Please check all acknowledgements for accuracy, and advise Krug of any discrepancies with a purchase order.

CANCELLATION

A cancellation can be made only by expressed agreement with Krug. A cancellation fee may be incurred for restocking.

DIMENSIONS

Dimensions are in inches and approximate, and subject to change without notice. Contact Customer Service if dimensions are critical.

STORAGE CHARGES

Krug reserves the right to assess a nominal storage charge if a customer does not accept shipment of an order within a week of the ship date.

CONTACT INFORMATION

Phone: 1.888.578.KRUG
Fax: 1.519.748.5177
Purchase Order Fax: 1.888.236.4783 or email: orders@krug.ca
Web: www.krug.ca
Email: solutions@krug.ca

INSTALLATION SUPPORT

For assistance please contact Technical Support at 1-888-578-5784 x216 or e-mail installationhelp@krug.ca and you will be directed to the appropriate installation support person.

PRICING

Krug endeavors to ensure that all prices in this price list reflect accurately our current prices. However, errors do occur and will be rectified through notices to the field. Krug reserves the right to acknowledge pricing that may be different from the price list.

WARRANTY

Krug warrants all Conference products to be free from defects in materials and workmanship for a period of 10 years from the date of purchase. This warranty is applicable to products in use by their original purchaser. This warranty does not apply to components and materials not manufactured by Krug: these are subject to the specific warranties of their manufacturers (if any). Repairs or replacement of any defect covered under this warranty by Krug will be made, at our option and method, at no charge to the original purchaser. Krug's judgement is final and binding with respect to the nature or cause of defects or damage, and the necessity or manner of repair or replacement.

This warranty does not apply to defects or damage resulting from:

- normal wear and tear occurring with the use of the product
- negligence, misuse, excessive use, alteration, improper cleaning or repair
- substitution or use of incorrect or unauthorized components or material
- handling or installation that is incorrect, or that causes damage or defect
- damage incurred by a freight carrier other than Krug
- wearing of finishes and fabrics, and normal variations in materials (including dye lot variations)
- properties of natural materials, including wood and leather
- exposure to environments with uncontrolled temperature and humidity (products must be transported, stored and used in climate-controlled conditions)

EXPORT PACKAGING

Krug is pleased to provide the option for export packaging on all our products, to provide additional protection from damage. Export packaging is provided at an upcharge of 5% of the net selling price per item. Export Packaging is **STRONGLY RECOMMENDED** for:

(A) all shipments outside of the lower 48 states and Canada

(B) all shipments that will be held in storage for an extended period prior to installation. Important: Please note that Krug will not be responsible for damage claims on product shipped or stored in the above conditions where export packaging has not been utilized.

Please contact Customer Service for specifications or any other assistance regarding export packaging.

FREIGHT TERMS AND CONDITIONS

1. All product is shipped FOB the Krug factory. Freight is either pre-paid to the destination (dealer's dock or territorial warehouse, where available) or not pre-paid, depending on established customer specific freight terms.

2. Docks at the selected delivery location must be equipped to handle a 53' trailer. If a dock is inadequate for delivery by Krug, Krug will re-deliver to another local location and any additional costs will be charged to the customer.

3. When a Krug territorial warehouse (where available) is selected as the default delivery location, Krug pays freight cost to the territorial warehouse only, and no further. The Customer is responsible for all charges from this point.

4. For all deliveries, it is understood that Krug or its agent is making a dock delivery only (equipped to handle a 53' trailer), and any further work of truck unloading, delivery beyond the dock, installation, and removal of packaging is not authorized or paid for by Krug.

5. Drop shipments to the installation site, and timed deliveries, are available on larger shipments (full truckloads or slightly less) at no additional charge. Drop shipments or timed deliveries for smaller shipments may not be available, or if available will require a surcharge. Deliveries on an after hours basis, or on weekends, or any other special requirements, may be subject to a surcharge. Location and contact information, and the requested time of delivery, is required at least one week prior to the acknowledged shipment date. If this information is not provided one week in advance, or if the location or time of the drop shipment is changed less than one week in advance, a surcharge may be applied, and/or the drop shipment may not be scheduled.

6. For all deliveries - whether to the Customer location or drop shipment - any circumstances that result in the delay of our carrier (including unsuitable receiving facilities, or facilities not open or available), service charges will be applied at the rate of \$75/hour. Where re-delivery is necessary because of these circumstances, the full cost of re-delivery will be charged.

CUSTOMER SATISFACTION

It is the primary goal of Krug and our staff to ensure the complete satisfaction of our customers with our products and performance. If a problem arises with a Krug product after the expiration of the limited warranty period, Krug will exercise its best efforts to achieve the satisfaction of the customer in a manner that is fair to all concerned.

DAMAGED SHIPMENTS

All Krug product is well engineered, carefully inspected, and expertly loaded onto our trucks at our Distribution Center. If you receive any damaged freight, we ask that you do not refuse the shipment. Krug is not responsible for damage to goods that occurs in transit or storage. It is the purchaser and/or receiver's responsibility to examine the goods upon receipt and to notify Krug of any damages, overages or shortages. Any discrepancies should be noted on the Bill of Lading. The delivering carrier will not accept responsibility for shortages or damages if signed "clear". Notification of concealed damage claims must be made to Krug Distribution within 5 days of delivery, along with digital pictures if available. All product and packaging must be available for inspection. Krug liability ceases after 5 business days and Krug will not be responsible for concealed damages if shipments are left unopened.

Krug is not responsible for the condition of product that is stored or installed in an environment where temperature and humidity are not controlled.

TESTING

All Krug Conference products meet or exceed the testing requirements of ANSI/BIFMA X5.5-2008 or X5.9-2004.

FIELD PRODUCT REPORT AUTHORIZATION

Krug's written authorization, in the form of an FPR number, must be obtained prior to incurring charges of any kind if Krug is expected to pay these charges. This includes authorization for field repairs and replacements, installation and delivery charges. Krug reserves the right to have its representative inspect product related to any request for such authorizations, prior to that authorization being provided. Deductions from invoices paid for any charges to Krug, without prior written authorization in the form of an FPR, will not be accepted. Digital photographs may be required to complete the FPR process.

RETURNS

No merchandise may be returned without Krug's prior written consent. In the event of an authorized return, a Field Product Report (FPR) number will be issued, and a restocking charge will apply. Return transportation charges must be prepaid. Unauthorized returns will not be accepted and will be returned freight collect. All merchandise being returned must be properly packaged in its original or comparable replacement packaging to ensure protection of the product during handling and transportation. Returns on orders duplicated by the customer must be received in their original packaging to be accepted.

Product being returned where Krug has authorized its liability for replacement or repair will be thoroughly inspected on its return, and the results compared to the reason for the return stated on the FPR. Any discrepancies, such as additional damage, signs of usage, missing parts, etc., will result in an adjustment to the amount of credit issued.

CARE AND MAINTENANCE

Wood Finishes

Although Krug's extensive finishing process ensures a durable finish on all our products, there are several steps that can be taken to protect and prolong the life and beauty of the finish. Protect the top by placing felt pads on the bottom of any accessories and mechanical equipment. Rubber and oil will permanently mark surfaces. Use a desk pad to prevent possible damage and imprinting caused by writing instruments and sharp objects. Dust only with a clean, dry cloth, going with the grain. Clean any marks with a damp cloth, using a small quantity of mild soap or detergent.

Do not use any wax-based polish, spray or silicone. Eventually, a film will build up and discolor the top. Do not place your furniture in a position of permanent exposure to direct sunlight.

Plastic Laminates

Clean plastic laminates with mild soap and warm water. Do not use steel wool, hot water, or any abrasive cleaning product.

CUSTOM CAPABILITIES

Over 15% of our orders involve some type of custom work, and we invite our customers to make use of our extensive capabilities. These include:

- 1) Dimensional customization of standard size products
- 2) Custom wood finishes
- 3) For larger orders, completely custom-designed products, as well as non-standard wood species can be specified.

Custom orders may require additional production lead times. Contact Customer Service for more information.



KRUG EXPRESS

PROGRAM DETAILS

KrugExpress orders are ready to ship by the date acknowledged. Delivery and shipping schedules may result in actual shipping of orders at a later date. Statutory holidays and scheduled factory vacations may add to acknowledged lead times of *KrugExpress* orders. Unless otherwise specified on the order, the customer's standard method of shipping Krug products will be utilized.

Available factory capacity for *KrugExpress* is filled by orders received on a "first come, first serve" basis. If the normal *KrugExpress* lead time is not available for your order because available capacity has been filled, you will be immediately advised of the earliest available ready-to-ship date. Please consult your Customer Service representative in advance if you wish to confirm the specific lead time availability for a *KrugExpress* order.

Orders must be received by midnight of a given day for that day to be considered the official day the order is received. Order lead times are acknowledged from the date the order is received, but not including the date the order is received.

KrugExpress orders must be "clean" when received in order to be considered officially received on a given day, and lead times will be acknowledged from the date orders are determined to be "clean".

Changes to *KrugExpress* orders are not allowed under any circumstances. Orders for product on *KrugExpress* must clearly state: "*KrugExpress*".

KRUG PANEL FABRIC PROGRAM

Tackboards can be upholstered in COM material supplied by the customer, and in a selection of stocked tackboard fabrics supplied by Momentum. The Momentum Panel fabrics are available on Krug Express. They are 100% polyester. For additional information and color selections, please refer to our Panel Fabrics card and Krug's website.

www.krug.ca PRODUCTS / FABRICS / PANEL

The Momentum panel fabrics pass ASTM-E84-87 Fire Codes.

If memo samples are required please call Momentum at 1-800-366-6839.

V2 MODULAR | TABLE OF CONTENTS

79	LEED Credit Summary, Sustainability & Environmental
80	Modular Table Configurations
82	Product Overview
87	Seating Capacities
89	Leg Options
90	Color, Grain, Variation & Direction
91	Laminates & Tackboard Fabrics
92	Connectivity Solutions
93	Wiring Selections
94	Power Access Location Options
95	Grommets & Wire Management
96	Power Solutions
97	Modesty Panel & Wire Management
98	Sample Configurations
101	Rectangular & Arc Tables
102	Wave Tables
103	Curve Tables
104	Swept Tables
105	Trapezoid & Curved Trapezoid Tables
106	Visio Tables
107	Square & Round Tables
109	Connecting Tops
110	Modesty Panels
112	Legs & Power
114	Accessories
115	Media

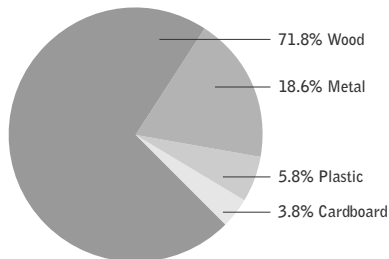
V2 MODULAR | SUSTAINABILITY & ENVIRONMENTAL / LEED CI CREDIT SUMMARY

LEED CI - Credit Summary

V2



MATERIAL CONTENT:



PRE-CONSUMER
RECYCLED CONTENT = 78.9%

POST-CONSUMER
RECYCLE CONTENT = 22.1%


CONTRIBUTES TO		
CREDIT 2.1 - 2.2	Construction Waste Management	1-2 point(s)
CREDIT 3.3	Resource Reuse	1 point
CREDIT 4.1	Recycled Content	1 point
CREDIT 4.2	Recycled Content	1 point
CREDIT 4.5	Low Emitting Materials, (MUST BE REQUESTED)	
	Composite Wood & Laminate Adhesives	1 point
CREDIT 5.1	Regional Materials*	1 point
CREDIT 6	Rapidly Renewable Materials (MUST BE REQUESTED)	1 point
CREDIT 7	Certified Wood (MUST BE REQUESTED)	1 point

* This credit is only applicable if in total 20% of the combined value of the procurement of construction materials and in the furniture are manufactured within a radius of 500 miles. This credit will apply if the installation of the finished product occurs within 500 miles of Kitchener, Ontario.

MODULAR TABLE CONFIGURATIONS

This is a sampling of some of the possible configurations in the V2 Modular Meeting Line

WAVE WITH
RECTANGULAR TABLES



Model Number	Qty.
61THW-7236	2
61THRT-7236	2

WAVE WITH
RECTANGULAR TABLES



Model Number	Qty.
61THW-7236	2
61THRT-7224	2

WAVE WITH
RECTANGULAR TABLES



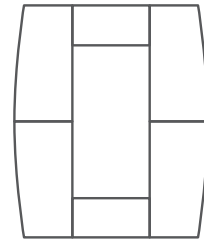
Model Number	Qty.
61THRT-7236	4
61THW-7236	2

WAVE WITH
SWEPT TABLES



Model Number	Qty.
61THW-6030	1
61THS-7236R	1
61THS-7236L	1

SWEPT WITH
RECTANGULAR TABLES



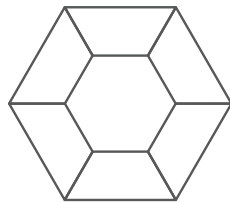
Model Number	Qty.
61THS-7236R	2
61THS-7236L	2
61THRT-4824	2

WAVE WITH WAVE
INVERTED TABLES



Model Number	Qty.
61THW-7236	2
61THWI-7236	2

TRAPEZOID TABLES



Model Number	Qty.
61THTZ-72-3636	6

TRAPEZOID TABLES



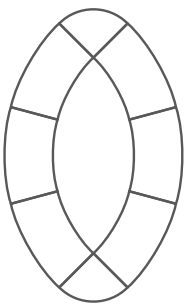
Model Number	Qty.
61THTZ60-3030	2

60° CORNER CONNECTOR TOP
WITH TRAPEZOID TABLES



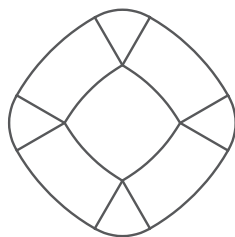
Model Number	Qty.
61TC-3030-60	2
61THTZ60-3030	4

90° CORNER CONNECTOR
TABLES WITH CURVED
TRAPEZOID TABLES



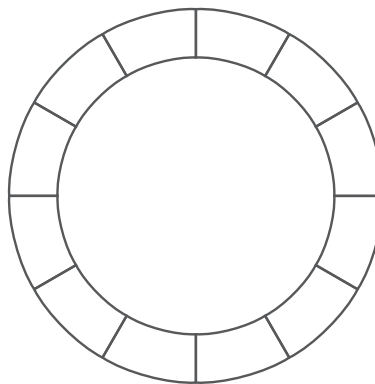
Model Number	Qty.
61TC3030-90	2
61TH30CT-3060	6

60° CORNER CONNECTOR
TABLES WITH CURVED
TRAPEZOID TABLES



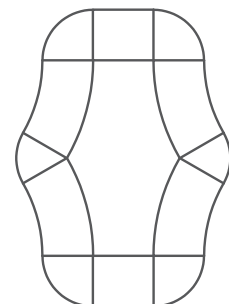
Model Number	Qty.
61TC-3030-60	4
61TH30CT-30	4

CURVED TRAPEZOID



Model Number	Qty.
61TH30CT-3060	12

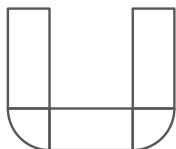
90° AND 60° CORNER CONNECTOR
TOPS WITH SQUARE AND CURVED
TRAPEZOID TABLES



Model Number	Qty.
61TC-3030-60	2
61TH30CT-3060	4
61THSQ-3030	2
61TC-3030-90	4

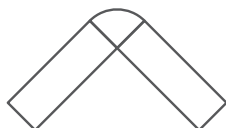
MODULAR TABLE CONFIGURATIONS

90° CORNER CONNECTOR
TABLES WITH
RECTANGULAR TABLES



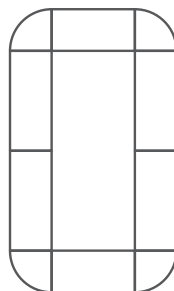
Model Number	Qty.
61THRT-6030	1
61THRT-7230	2
61TC-3030-90	2

90° CORNER CONNECTOR
TABLES WITH
RECTANGULAR TABLES



Model Number	Qty.
61TC-3636-90	1
61THRT-7236	2

90° CORNER CONNECTOR
TABLES WITH
RECTANGULAR TABLES



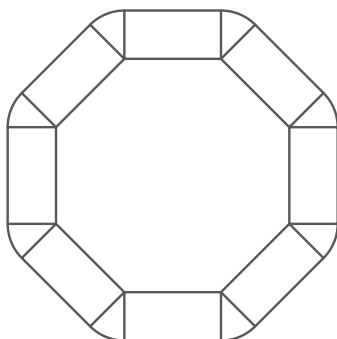
Model Number	Qty.
61THRT-7236	4
61TC-3636-90	4

VISIO END WITH
RECTANGULAR TABLES



Model Number	Qty.
61THV-24	1
61THRT-7224	4

45° CORNER CONNECTOR TOP
WITH RECTANGULAR TABLES



Model Number	Qty.
61TC-2424-45	8
61THRT-4824	8

HALF ROUND WITH
RECTANGULAR TABLES



Model Number	Qty.
61THDH-6030	2
61THRT-6030	2

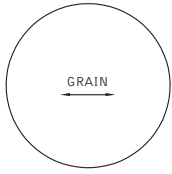
HALF ROUND
TABLES



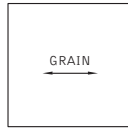
Model Number	Qty.
61THDH-6030	2

V2 MODULAR | PRODUCT OVERVIEW

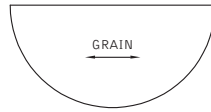
MODULAR TOP SHAPES



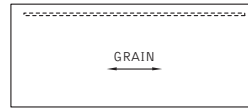
Round



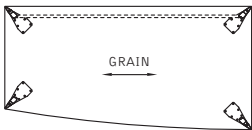
Square



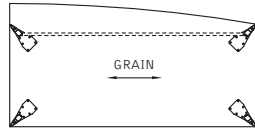
Half Round



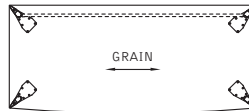
Rectangular



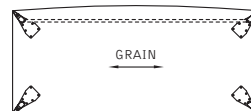
Swept (Left shown)



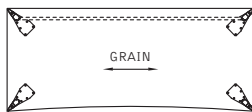
Curve (Left shown)



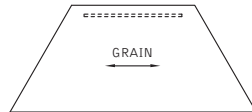
Wave



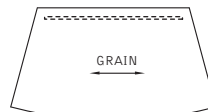
Arc



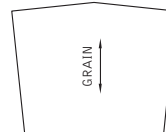
Wave Inverted



Trapezoid



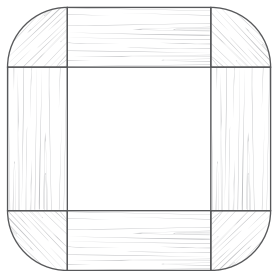
Curved Trapezoid



Visio End

Dotted line depicts which side modesty panel is available on. Round, Curved Trapezoid and Visio End are not available with modesty panels. Grommets, Surface Modules, PowerPorts and Ports when specified are positioned on the same side as the modesty panel. Please note on the Curve tables that the back leg on the longer edge is set back 6" from the back edge.

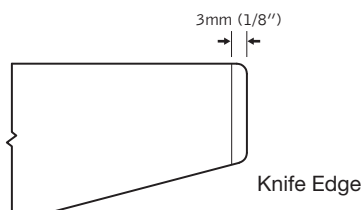
GRAIN DIRECTION - WOOD VENEER AND WOOD GRAIN LAMINATE



Please note: On V2 corner CONNECTOR TABLES, the grain runs at 45° angle. For all other V2 Modular Meeting Tables, the grain runs lengthwise, except for Curved Trapezoid, and Visio End where the grain runs up and down. For wood modesty panels the grain runs vertically.

EDGE OPTIONS – MODULAR TABLES

V2 product offers 12 table tops in Wood or Laminate with a distinct Knife edge profile.



Top thickness - 1 1/8"

WOOD FINISH

A five step catalyzed varnish finish that when dry has a sheen value of 32° is applied to all V2 Modular table tops.

METAL FINISH

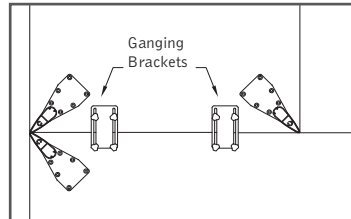
V2 components are comprised of satin anodized and powder coated silver metallic finishes.

GANGING MODULE

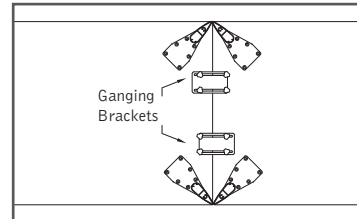
Ganging Modules are recommended when 2 or more tables are being joined to one another. These ganging modules should be ordered along with the tables as a separate line item on the order. All tables come pre-drilled for ganging capabilities. Please note corner connector tops without legs are supplied with an alternative mounting plate. Corner connector tops with legs require ganging modules. The Ganging Modules can be used to prevent movement of the tables, enhance stability and keep the legs perfectly aligned. It is recommended to use 2 brackets per seam.



BACK TO END CONNECTION

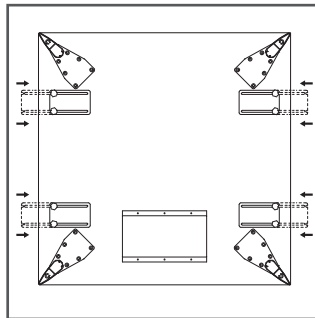
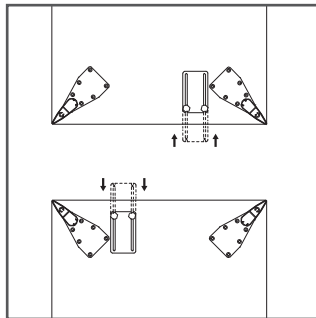


END TO END CONNECTION



SELF STORING

The Ganging Module can be neatly tucked underneath the table and re-fastened when not being used, to join to another table in the future. This allows the flexibility and reconfigurability of the V2 Modular line when wanting to add or subtract tables from existing table configurations.



PACKAGING

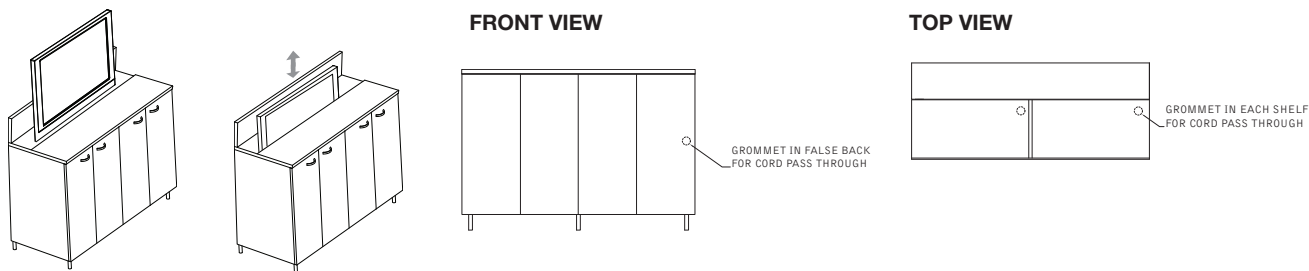
V2 packaging features recycled and recyclable cardboard. The product is shipped as separate components - legs are cartoned separate from table top.

However, the electrical is shipped already installed on table top. Table legs have to be attached to table top surface after delivery.

V2 MODULAR | PRODUCT OVERVIEW

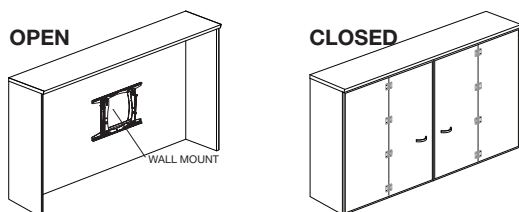
PLASMA SCREEN CABINETS

- 72" cabinets accommodate flat screen televisions up to 130lbs with dimensions no greater than 56 1/4" x 4 3/4" x 30"
- The 20" deep units do not come with storage shelves
- 24" deep units come with 4 shelves that measure 34 1/2" wide x 12 7/16" deep
- Grommet cut-outs are on each shelf for cord pass through
- Grommet cut-out is on center partition for cord pass through
- Comes with remote control to raise and lower television
- The remote has a radio frequency with 15 ft. operating distance



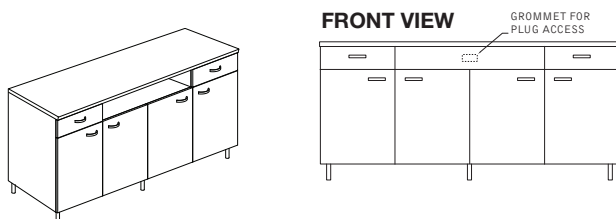
MEDIA HUTCHES

- 75" media hutches accommodate flat screen televisions up to 200lbs with dimensions no greater than 65" x 9" x 40"
- Media Hutches come standard with television wall mount
- The teardrop holes in the mount allow for quick connect/disconnect of the screen, thus simplifying installation and maintenance processes
- This display can be pulled and tilted by hand into any position from 0° to 15° tilt range and/or remain stationary



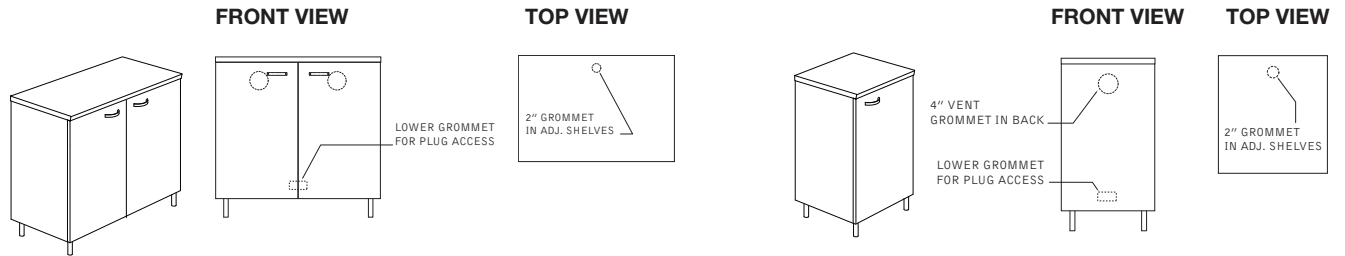
MEDIA BUFFETS

- Come with option of locks for an upcharge of \$100 List
- Opening on media buffet (space between drawers) measures 37 5/16" wide, 5 13/16" high
- Media buffets have an adjustable shelf that comes standard when ordered. Adjustable shelves are shipped in the middle position and are 1 3/16" thick.
- A grommet cut-out comes standard in the center of the media buffet opening
- Drawer depths measure 2.5" in depth, 15 3/16" wide



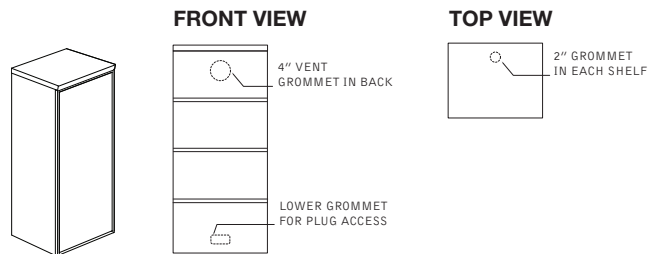
MEDIA PEDESTALS

- Grommet cut-outs are on each shelf
- Grommet cut-outs are on the top of the back and lower bottom of the back for wire pass through and plug access
- Come standard with two storage shelves



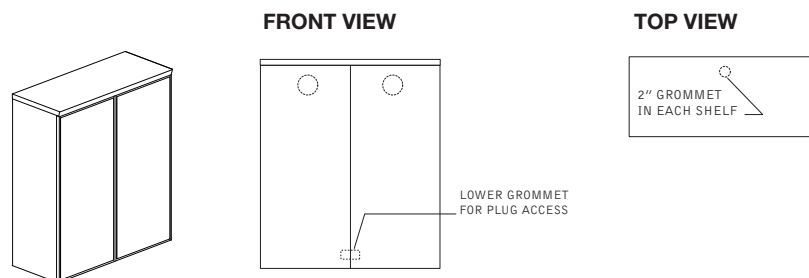
MEDIA PIERS - SINGLE

- Single 19" storage unit stacks on top of the work surface
- Media Piers should be used in conjunction with media pedestals
- Come standard with touch latch doors
- Grommet cut-outs are on every shelf in media piers at the back of each shelf
- Grommet cut-outs are on the top of the back and the lower back for plug and wire access



MEDIA PIERS - DOUBLE

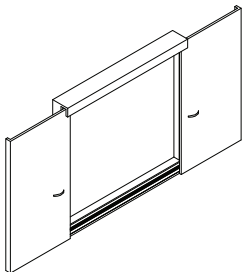
- Double media piers are 36" wide with wood doors
- Come standard with touch latch doors
- Grommet cut-outs are on every shelf in media piers and at the back of each shelf
- Grommet cut-outs are on the top of the back and lower back for plug and wire access



V2 MODULAR | PRODUCT OVERVIEW

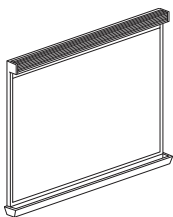
VISUAL BOARDS

- Includes white board and four dry erase markers.
- Doors slide straight out to the side



V2 WHITE BOARD

Wall mountable that includes a roll-out presentation screen.



EDGE PROFILES – CONFERENCE ROOM CASEGOODS

V2 Conference Room Casework worksurfaces feature the Fino profile at 1 1/8" thickness.

Fino



DRAWER PULL

Four drawer pull styles are available on V2 Conference Room Casework Visual Boards, Plasma Screen Cabinet, Media Hutch with doors, Media Buffet and Media Pedestals: Como, Mira, Sono and Massa. The four drawer pull styles are only available in a satin metallic finish. Please note pull selection on Purchase Order. Orders will not be entered until a pull is specified.

SONO



MIRA








COMO



MASSA











V2 MODULAR | SEATING CAPACITIES

Description	Top Size		Approx. Seating for long side Without modesty panel	Approx. Seating for End	Approx. Seating for Total Stand Alone
Length	Width				
Square 	30	30	1	1	4
	36	36	1	1	4
	42	42	1	1	4
	48	48	1	1	4
Round 	36 DIA	N/A	1	1	4
	42 DIA	N/A	1	1	4
	48 DIA	N/A	1	1	4
	54 DIA	N/A	1	1	4
Half Round 	48	24	2	1	3
	60	30	2	2	4
Rectangular 	48	24	1	0	2
	54	24	1	0	2
	60	24	2	0	4
	66	24	2	0	4
	72	24	2	0	4
	48	30	1	1	4
	54	30	1	1	4
	60	30	2	1	6
	66	30	2	1	6
	72	30	2	1	6
	54	36	1	1	4
	60	36	2	1	6
	66	36	2	1	6
	72	36	2	1	6
Arc 	60	30-36	2	1	6
	72	30-36	2	1	6
	60	36-42	2	1	6
	72	36-42	2	1	6

ORDERING NOTES

If a modesty panel is used, there is no seating capacity on that side of the table. To establish seating capacities, an outside chair dimension of 24" has been used, plus an allowance of 5" between chairs, for a total of 29". This is an approximation and based on seating with 5 prong bases. When using chairs with different specifications be sure to adjust the approximate seating capacity accordingly. Since not all manufacturers use this same seating formula, when a seating capacity is in question, please contact Krug Customer Service to review the specific seating that is being used with Krug V2 Modular product.

V2 MODULAR | SEATING CAPACITIES

Description		Top Size		Approx. Seating for long side Without modesty panel	Approx. Seating for End	Approx. Seating for Total Stand Alone
		Length	Width			
Swept		60	36-30	2	1	6
		72	36-30	2	1	6
Curve						
						
Wave		60	30-31.5	2	1	6
		72	30-31.5	2	1	6
Wave Inverted		60	30-28.5	2	1	6
		72	30-28.5	2	1	6
Trapezoid		48	24	1	1	4
		60	24	1	1	4
		48	30	1	1	4
		60	30	1	1	4
		72	36	1	1	4
Curved Trapezoid		60	30	2	1	5
Visio End		24	N/A	1	1	5
		30	N/A	1	1	5
		36	N/A	2	1	6
Corner	45°	24	24	1	0	N/A
Connecting Top		30	30	1	0	N/A
		36	36	1	0	N/A
	60°	24	24	1	0	N/A
		30	30	1	0	N/A
		36	36	1	0	N/A
(with or without legs)	90°	24	24	1	0	N/A
		30	30	1	0	N/A
		36	36	1	0	N/A

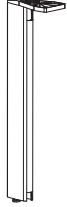
ORDERING NOTES

If a modesty panel is used, there is no seating capacity on that side of the table. To establish seating capacities, an outside chair dimension of 24" has been used, plus an allowance of 5" between chairs, for a total of 29". This is an approximation and based on seating with 5 prong bases. When using chairs with different specifications be sure to adjust the approximate seating capacity accordingly. Since not all manufacturers use this same seating formula, when a seating capacity is in question, please contact Krug Customer Service to review the specific seating that is being used with Krug V2 Modular product.

V2 MODULAR | LEG OPTIONS

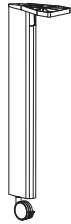
The V2 aluminum leg fastens to a die cast mounting plate. The mounting plate has a polished surface and is attached to the underside of the table using machine bolts. The mounting plate is 9 3/8" deep and tapers from 4" wide to 1/4" diameter and is 9/16" thick. See page 95 for wire management feature.

V2 LEGS WITH GLIDES



The V2 Modular legs come with the adjustable glides. There is 2 1/4" of height adjustment and these glides can be adjusted with 5/8" wrench.

V2 LEGS WITH CASTERS



The V2 Modular legs come with 2" casters in a silver metallic finish. They have the ability to lock with a foot release lever located at the base of the wheel.

COLOR, GRAIN VARIATION & DIRECTION

FINISH ON WOOD TOPS

Standard wood finishes are:

SPECIES	FINISH
Rift Oak	Light Oak
	Harvest Oak
	Mahogany on Oak
	Medium Cherry on Oak
	Mellow Oak
	Espresso on Oak
	Walnut on Oak
Cherry	Appalachian Cherry
	Imperial Cherry
	Medium Cherry
	Natural Cherry
	Standard Cherry
	American Cherry
Maple	Clear Maple
	Honey Maple
	Wheat Maple
Walnut	Mahogany on Walnut
	Regular Walnut
	Clear Walnut
	Dark Walnut
Anigre	Clear Anigre
	Medium Anigre

PALETTE FINISHES

Standard solid color finishes are:

Black
White
Sand
Soft Green
Steel Blue
Slate

CUSTOM PALETTE FINISHES

Custom palette finishes are available at an upcharge of 10% list and an additional 2 weeks lead time after final color approval.

NATURAL CHARACTERISTICS OF WOOD

Wood is a natural product with inherent color variations that will never be fully mitigated by the finishing process. Please anticipate variation in colors within a single unit, from piece to piece, and from Krug wood finish samples. If a very close match is required, a sample must be provided with the order and an upcharge will apply. Exact color matches are not possible.

CUSTOM WOOD FINISHES

Add 10% list to your order for special finishes, minimum upcharge is \$500 list per finish per order. (For example, on all orders up to \$5000 list, an upcharge of \$500 will apply, on orders \$5000 and up add 10% list to your order.) For orders with special finishes, a sample that is a minimum 3" by 3" must be received with the order. Special finishes may add additional lead time to production schedules. Since wood is a natural product, some variations in grain, color and stain acceptance will occur. In our finishing processes, we try to minimize variations, but some variation between samples and finished goods should be anticipated.

ENDURAGUARD FINISH

V2 Modular features the Krug Enduraguard finish, a proprietary catalyzed varnish formulation, that has repeatedly shown through independent laboratory testing to be the industry leader in durability and abrasion resistance. The Krug finish looks better longer than competitors and is uniquely suited to the demands of high traffic environments.

WOOD FINISHES & WOOD GRAIN CONSIDERATIONS

V2 Modular offers many varied configurations of modular tables. As a result, and unlike traditional fixed positioned tables, the wood veneer for a complete modular table configuration may not be selected from the same tree and therefore will tend to have a greater level of color variation and grain pattern variation. In addition, unlike traditional conference tables where the grain runs in a single direction, modular table configurations provide for grain direction to be juxtaposed at different angles. This can create an inherent variation in the appearance of different sections which is sometimes referred to as "color flip" or "light flip". The effect of light when looking at wood veneers from different directions can change the color intensity and make wood surface appear darker or lighter in relation to an adjacent wood surface. This effect, in combination with the greater veneer color and grain pattern variation with modular tables, means that a higher level variation in the appearance of wood surfaces will often be present with modular table tops (in comparison to fixed position conference table tops).

LAMINATES & TACKBOARD FABRICS

In-Stock Laminate

Krug's in-stock Laminates are available in 16 different laminate selections. There are 8 wood grain laminates, 4 solid color laminates in a selection of popular solid shades and 4 Exotic laminates offering a distinguished appearance. Minimum order quantities and extended lead times may apply for exotic laminate colors, please check with customer service. Polymer Edge will be selected to match the worksurface.

In-Stock Laminates

Wood Grain Laminate

Name & Number	Supplier	Wood Grain HPL (Worksurface Option Only) Name & Number	Supplier	Polymer Edge Names
Corretto Cherry W288	Panolam	Corretto Cherry HP-288-N	Pionite	Corretto Cherry
Mocha Cherry W341	Panolam	Mocha Cherry HP-341-N	Pionite	Mocha Cherry
Monticello Maple L308	Tafisa	Monticello Maple 7925	Wilsonart	Monticello Maple
Nightfall W292	Panolam	Nightfall WX421-N	Pionite	Nightfall
Samba Cherry L460	Tafisa	Samba Cherry T460	Arborite	Samba Cherry
Shiraz Cherry L472	Tafisa	Shiraz Cherry T472	Arborite	Shiraz Cherry
Sugarloaf Maple L630	Tafisa	Sugarloaf Maple T630	Arborite	Sugarloaf Maple

Solid Laminate

Name & Number	Supplier	Solid Laminate HPL (Worksurface Option Only) Name & Number	Supplier	Polymer Edge Names
Almond S445	Tafisa	Almond T445	Pionite	Almond
Black L203	Tafisa	Black T203	Arborite	Black
Shadows L201	Tafisa	Shadows T201	Arborite	Shadow
White L175	Tafisa	White D354-60	Wilsonart	White

Exotic Laminate

Name & Number	Supplier	Exotic Laminate HPL (Worksurface Option Only) Name & Number	Supplier	Polymer Edge Names
Backwoods Sycamore W689	Panolam	Backwoods Sycamore HP689-N	Pionite	Backwoods Sycamore
Edgewood Sycamore W690	Panolam	Edgewood Sycamore HP690-N	Pionite	Edgewood Sycamore
Gunstock Walnut W190	Panolam	Gunstock Walnut WW971-N	Pionite	Gunstock Walnut
Thunderstorm W359	Panolam	Thunderstorm HP359-N	Pionite	Thunderstorm

Non-Stocked Laminates

For specific lead time and application questions, please contact Krug Customer Service for your requirement. Upcharges will be applicable for non-stocked laminates, depending on their cost. Non-stock laminates may require a minimum order quantity, please contact customer service. Stocked polymer edges can be specified for use with non-stocked laminates.

The following plastic laminates are acceptable for application on Krug products as they feature a matte finish:

Nevamar	All plastic laminates with "T" in the suffix (i.e., MR2002T)
Wilsonart	All plastic laminates with "60" in the suffix (i.e., 4779-60)
Arborite	All plastic laminates with "CA" in the suffix (i.e., 1531-CA)
Pionite	All plastic laminates with "Suede" in the name (i.e., WW561 Suede)
Formica	All plastic laminates with "58" in the suffix (i.e., 756-58)

Arborite Laminates 1.800.996.0366	Wilsonart Laminates 1.800.433.3222
Pionite Laminates 1.800.746.6483	Formica Laminates 1.800.367.6422
Nevamar Laminates 1.800.638.4380	

Additional plastic laminate codes may be acceptable for use on Krug furniture, however, they could be subject to an additional upcharge or extended lead time due to material complexity. High sheen plastic laminates are not acceptable for application on Krug furniture due to their inherent nature of scratching and marring during the production process.

V2 MODULAR | CONNECTIVITY SOLUTIONS



POWERPORT

The V2 Modular PowerPort made from aluminum and featuring a hinged lid, provides a functional and attractive solution for connectivity. The PowerPort comes standard with 3 receptacles, and 2 RJ45's.

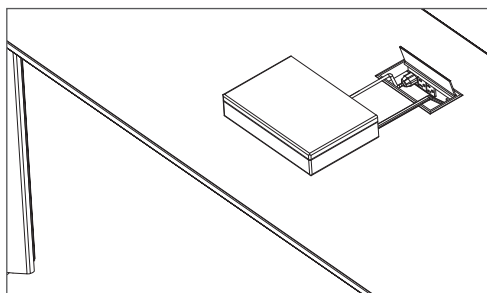
The PowerPort is a UL/CSA-approved power/data power bar, (Port) which includes three 115-volt electrical convenience outlets, and two RJ45 communication ports - all easily accessed just under the worksurface. The PowerPort is Category 5/6 compatible.

The PowerPort can be specified without the power bar (Port), to serve as a grommet for wire management, or to enable future power-up of the tables. It is 7.5" wide by 4" long, and features an aluminum hinged lid that is designed to be in the closed position when cables pass through to the plug-in. The PowerPort can accommodate multiple cables at once, as well as transformer plugs, through the worksurface.

Power cord is 10 ft. long, data cable is 14 ft. long.

PowerPorts can be specified in 3 different locations (left, right or center) depending on the size of the meeting table surface. On surfaces that are smaller than 60", PowerPorts are available only in the center position.

See page 94 for options and location codes for selecting the PowerPort location for each table top.



SURFACE MODULE

The V2 Surface Module is a lower cost alternative to the PowerPort. It is compact and convenient and positions the plug-in on the worksurface itself, instead of underneath it.

A Surface Module comes with two power receptacles above the work surface and one power receptacle below the work surface, which allows you to connect power to additional tables or configurations. In addition the Surface Module also comes with two USB Port - one USB printer port, one RJ11 and one RJ45. Each receptacle has a 12 Amp, 120 Volt, 60Hz capacity and comes standard with a 10' heavy duty power cord with a right angle plug.

The Surface Module has an angled face, that's easy to see and operate. The RJ45 Port allows connection to High Speed DSL or Internet and provides access to cable modem, network or internet router. In addition, a power plug exists for cell phone and laptop. There are two USB Ports - one for input and one for output to accommodate almost any electrical needs. The surface module is available in a black finish only.

Surface Modules can be specified in 3 different locations (Left, Right or Center) depending on the size of the meeting table surface. On surfaces that are smaller than 60", Surface Modules are available only in the center position.

See page 94 for options and location codes for selecting the Surface Module location for each table top.



ROUND GROMMET

A round grommet with an open and shut mousehole serves to provide cable passage for areas not requiring a large opening.

Round grommet silver metallic, 60 mm dia. (2 3/8" approx.)

Round grommets do not provide electrical service.

Grommets can be specified in 3 different locations (left, right or center) depending on the size of the meeting table surface. On surfaces that are smaller than 60", grommets are available only in the center position.

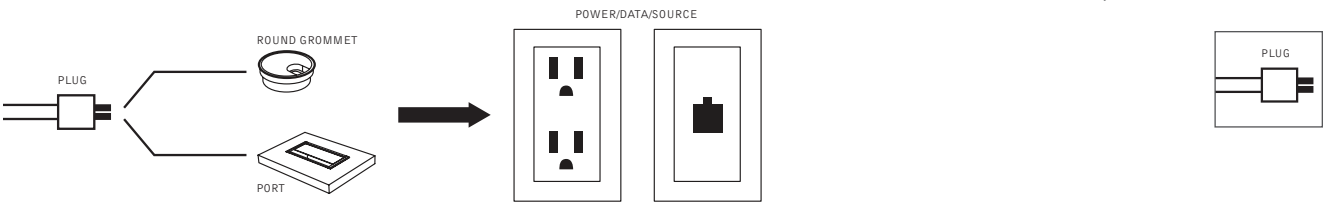
One round grommet per table is provided at no charge, additional round grommets are available for an upcharge of \$100 list per grommet.

See page 95 for options and location codes for selecting the Grommet location for each table top.

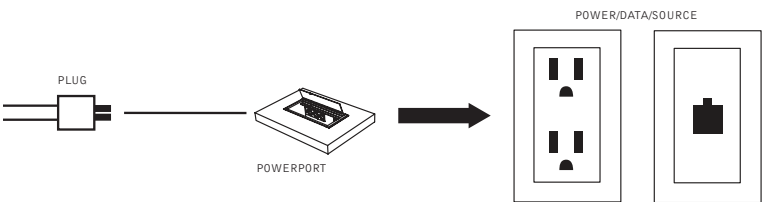
V2 MODULAR | WIRING SELECTIONS

SCENARIO 1


This symbol refers to: Electrical, Fax, Modem, Telephone, and Network Data



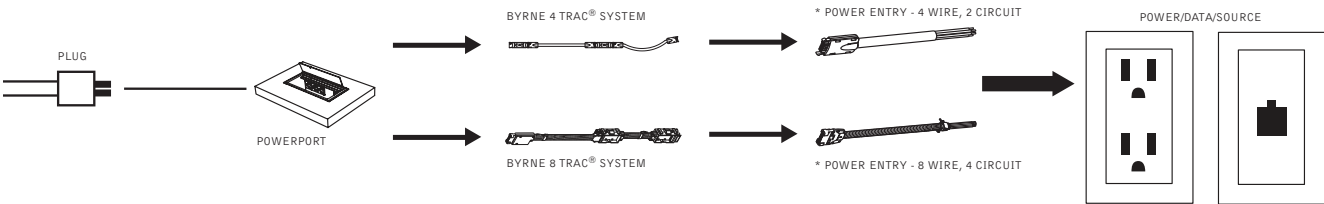
SCENARIO 2



SCENARIO 3



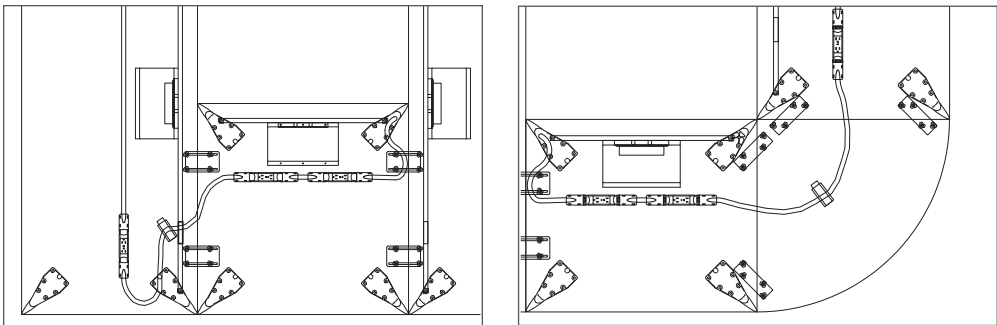
SCENARIO 4



*Power Entry (4 wire, 2 circuit and 8 wire, 4 circuit) are hard wired to power source in the wall or floor.

WIRING SOLUTIONS AND TABLE CONFIGURATIONS

Below are 2 configurations which demonstrate the Byrne 4-Trac® System, where the 42" Jumper is required on the underside of the table. Same layout applies to the Byrne 8-Trac® System.



V2 MODULAR | POWER ACCESS LOCATION OPTIONS

Non-standard locations can be specified, although there are restrictions due to leg positions, and modesty panel positions. An upcharge of \$263 list per non-standard grommet is applicable, contact Customer Service for assistance. Modular Table Tops smaller than 60" have the power access available only in the 'C' position. Table tops greater than 60" can have the power access specified in as many as three locations (AR, AL and C). The only exception to this rule is the 36" visio tables which can be specified with three power access positions, AR, AL, and C.

Position Code:

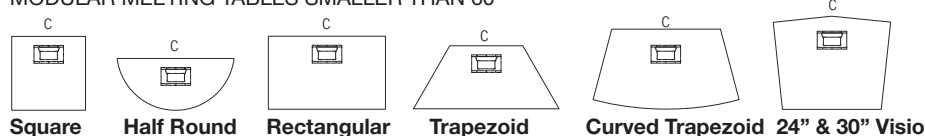
AL – left corner

AR – right corner

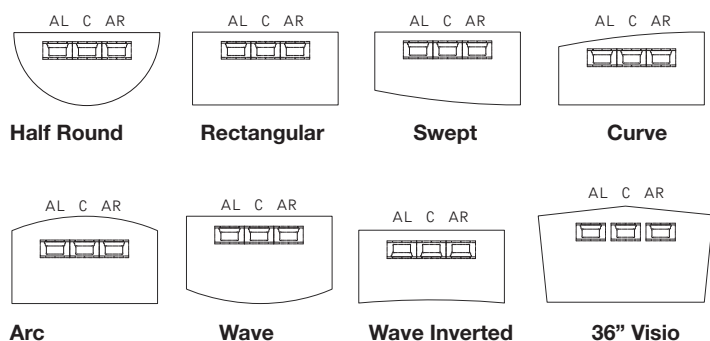
C – center

POWERPORT/PORT POSITIONS

MODULAR MEETING TABLES SMALLER THAN 60"



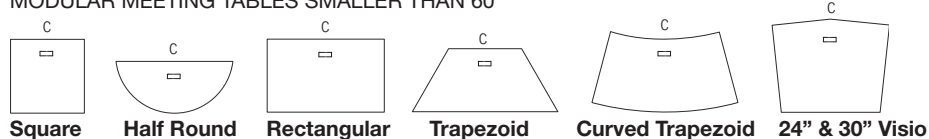
MODULAR MEETING TABLES 60" OR LARGER



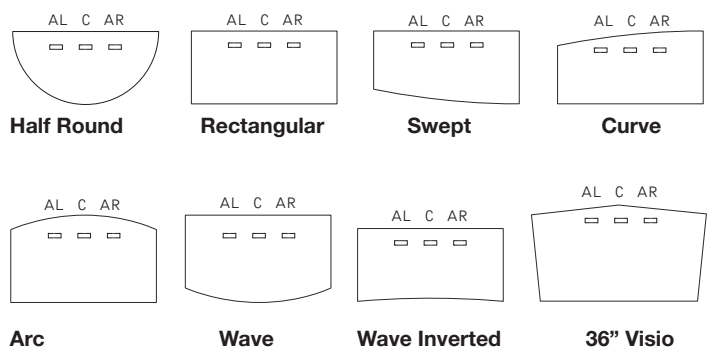
Modesty Panels are shown on the same side as the PowerPort/Ports.

SURFACE MODULE POSITIONS

MODULAR MEETING TABLES SMALLER THAN 60"



MODULAR MEETING TABLES 60" OR LARGER

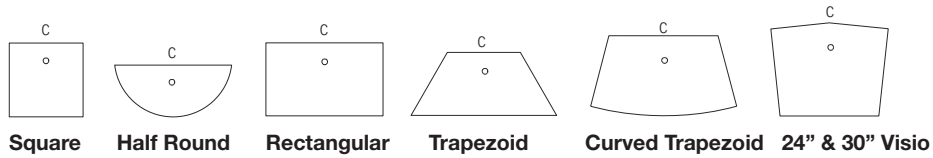


Modesty Panels are shown on the same side as the Surface Modules.

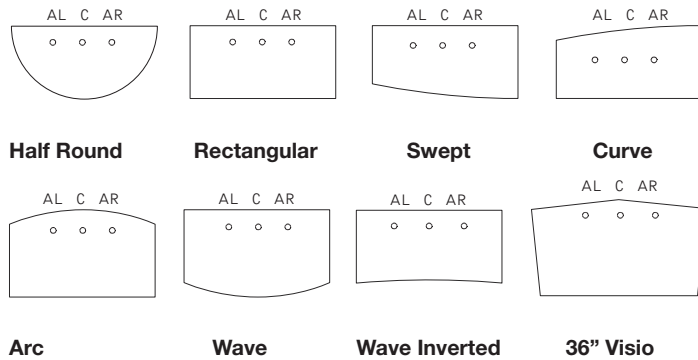
V2 MODULAR | GROMMETS AND WIRE MANAGEMENT

STANDARD GROMMET POSITIONS

MODULAR MEETING TABLES SMALLER THAN 60"



MODULAR MEETING TABLES 60" OR LARGER



Modesty Panels are shown on the same side as the Round Grommets. One round grommet per table is provided at no charge, additional round grommets are available for an upcharge of \$100 list per grommet in standard positions.



V2 leg
Snap on Cover

WIRE MANAGEMENT


Wires are channeled through the leg and concealed with a snap-on cover which allows cord access to the top and bottom when required.

There is 2.2 in² of wire management capacity in the interior of the leg. Available with glides or casters.



Wire management

V2 MODULAR | POWER SOLUTIONS



BYRNE 4-TRAC® SYSTEM

The Byrne 4-Trac® System is a economical power distribution solution that is easy to specify, install, and reconfigure.

Features:

- 4-wires, 2 circuits, 20 Amps each
- 13 - duplex receptacles per circuit, 26 - 15 Amp duplex receptacles per power infeed maximum
- Easy to specify
- Easy to install and reconfigure
- Requires less space
- UL Listed as a Manufactured Wiring System
- More economical than 8-wire system
- RoHS Compliancy available upon request; Cradle to Cradle

61EC4-30 - 4 wire, 2 circuit system, 30" table

61EC4-36 - 4 wire, 2 circuit system, 36" table

61EC4-42 - 4 wire, 2 circuit system, 42" table

61EC4-48 - 4 wire, 2 circuit system, 48" table

61EC4-54 - 4 wire, 2 circuit system, 54" table

61EC4-60 - 4 wire, 2 circuit system, 60" table

61EC4-66 - 4 wire, 2 circuit system, 66" table

61EC4-72 - 4 wire, 2 circuit system, 72" table

BYRNE 8-TRAC® SYSTEM

The Byrne 8-Trac® Power System offers a high quality, cost effective answer to your power distribution needs. The modular system is adaptable to all architectural elements. The modularity of the Byrne System makes it simple to specify, order and install.

Features:

- UL recognized & listed
- Approved for use in New York City
- RoHS compliancy available upon request; cradle to cradle
- 20 Amp system available in 4 circuit configurations
- Allows for up to 52 duplex receptacles or Byrne desktop accessories using Interconnect.

Can be used independently with grommet or 61PORT.

61EC8-30 - 8 wire, 4 circuit system, 30" table

61EC8-36 - 8 wire, 4 circuit system, 36" table

61EC8-42 - 8 wire, 4 circuit system, 42" table

61EC8-48 - 8 wire, 4 circuit system, 48" table

61EC8-54 - 8 wire, 4 circuit system, 54" table

61EC8-60 - 8 wire, 4 circuit system, 60" table

61EC8-66 - 8 wire, 4 circuit system, 66" table

61EC8-72 - 8 wire, 4 circuit system, 72" table

All Krug's power access options can be used with or without the Byrne 4-Trac® or Byrne 8-Trac® Wire System. These components can be ordered together, or at a later date as your power requirements change.

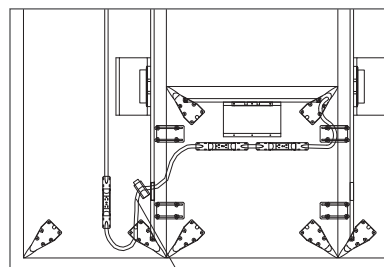
BYRNE 4-TRAC® AND BYRNE 8-TRAC® - 42" JUMPERS

These longer jumper cables are required when connecting one table from the back to the end of another table using either the Byrne 4-Trac® or Byrne 8-Trac® system. These jumper cables allow you to daisychain each wired table to the next.

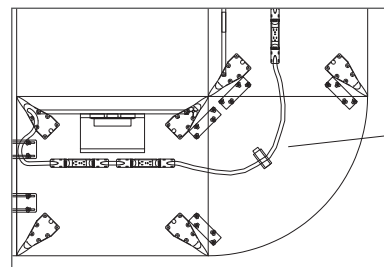


4-Trac®
Power Entry

8-Trac®
Power Entry



42" Jumper

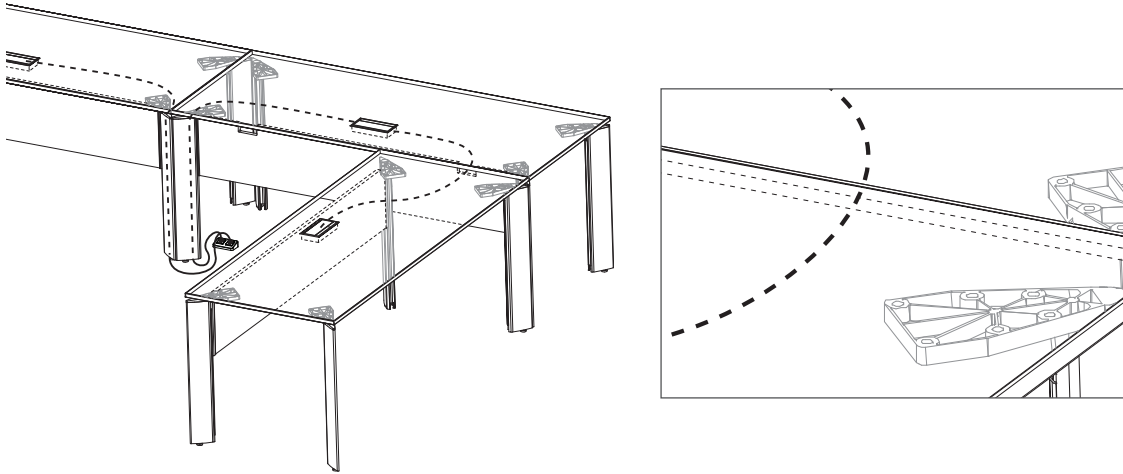


42" Jumper

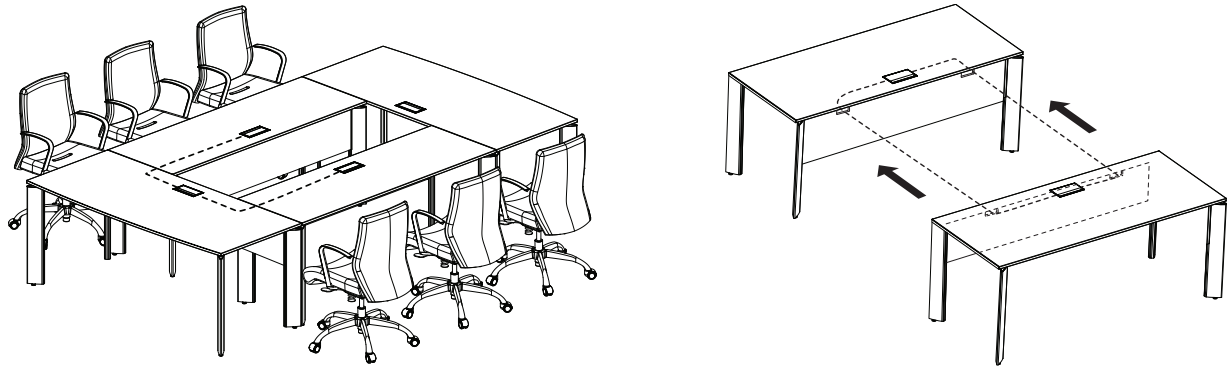
V2 MODULAR | MODESTY PANEL & WIRE MANAGEMENT

Modesty panels are available with or without grommets.


Grommets on modesty panels are required for electrified tables that are positioned such that modesty panels are overlapping, so that cabling can pass through the overlapping modesty panels. Wiring either at 90° corners (when corner connector tables aren't used) or tables that are face-to-face adjoining require modesty panels to be ordered with grommets. Below is an example showing wiring passing through one table to another via a modesty panel with grommets.



Typical layouts when modesty panels with grommets are required below.



Typical layout when modesty panels without grommets can be used below.

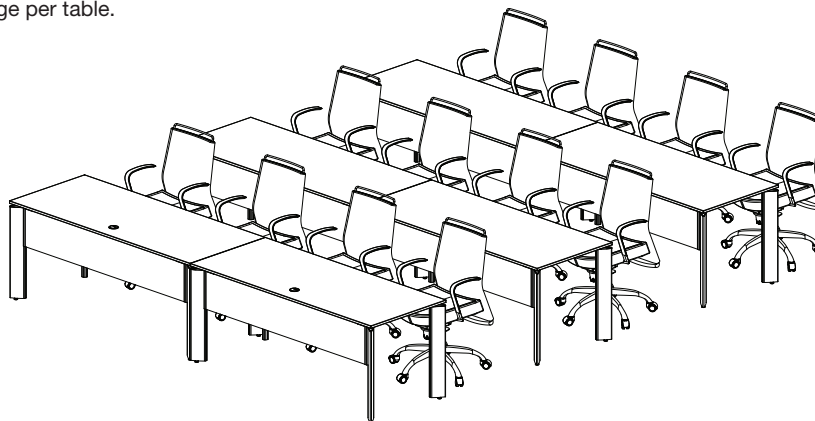


V2 MODULAR | SAMPLE CONFIGURATIONS

EXAMPLE #1 - TRAINING (Rectangular Tables)

Model	QTY	Laminate w/ PVC Edge	Laminate w/ Wood Edge	Rift Oak, Cherry, Maple, Walnut	Anigre
61THRT-7224-X29	6	8798	10055	10055	11345
Grommet in "C" Position	6	* 0	0	0	0
TOTAL LIST		8798	10055	10055	11345

* One Grommet position comes standard at no charge per table.



EXAMPLE #2 - CLOSED ENDED ARC (Swept & Wave Tables)

Model	QTY	Laminate w/ PVC Edge	Laminate w/ Wood Edge	Rift Oak, Cherry, Maple, Walnut	Anigre
61THRT-6030	1	1153	1384	1384	1591
Surface Module in "C" Position	1	138	138	138	138
61THS-7236R	1	1432	1665	1665	1915
61THS-7236L	1	1432	1665	1665	1915
TOTAL LIST		4155	4851	4851	5559

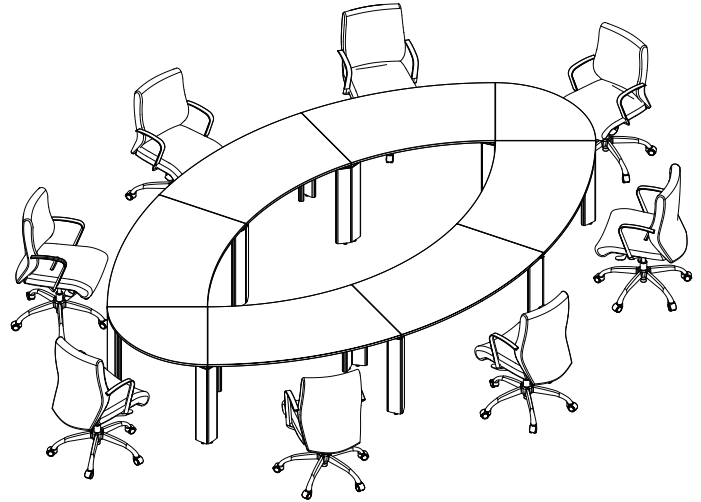
62BU-75203505	1	N/A	N/A	4580	5528
TOTAL LIST WITH CONFERENCE ROOM CASEGOODS		4155	4851	9660	11087



V2 MODULAR | SAMPLE CONFIGURATIONS


EXAMPLE #3 - (90° Corner Connector Tables with Curved Trapezoid Tables)

Model	QTY	Laminate with PVC Edge	Laminate with Wood Edge	Rift Oak, Cherry, Maple, Walnut	Anigre
61TC-3030-90-Q2	2	1627	1788	1788	2057
61TH30CT-3060	6	8461	9301	9301	10690
TOTAL LIST		10088	11089	11089	12747



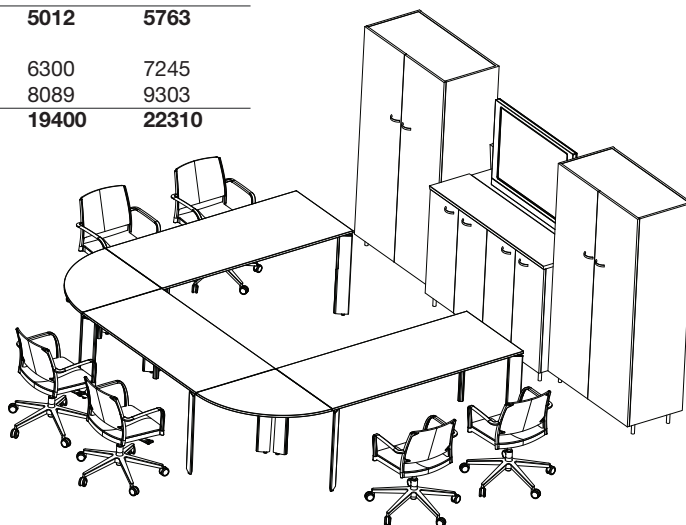
EXAMPLE #4 - (SWEPT TABLES)

Model	QTY	Laminate with PVC Edge	Laminate with Wood Edge	Rift Oak, Cherry, Maple, Walnut	Anigre
61THS-7236R	2	2864	3330	3330	3830
61THS-7236L	2	2864	3330	3330	3830
TOTAL LIST		5729	6659	6659	7660



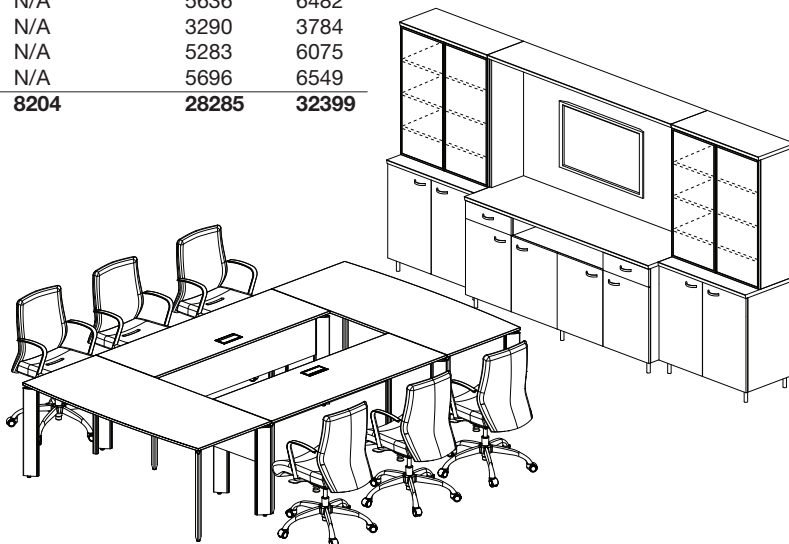
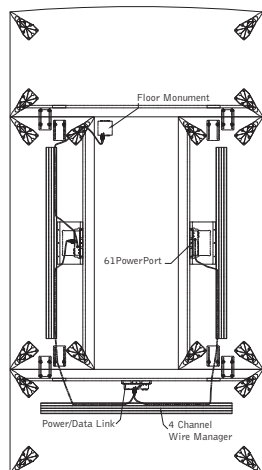
EXAMPLE #5 - U-SHAPED CONFIGURATION (Rectangular Tables with Corner 90° Connector Tables)

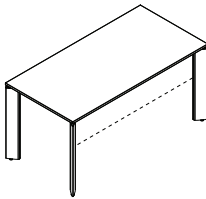
Model	QTY	Laminate w/ PVC Edge	Laminate w/ Wood Edge	Rift Oak, Cherry, Maple, Walnut	Anigre
61THRT-6030	1	1153	1384	1384	1591
61THRT-7230	2	2520	2955	2955	3398
61TC-3030-60	2	613	673	673	774
TOTAL LIST		4287	5012	5012	5763
62CMBUPS-602441	1	N/A	N/A	6300	7245
62ST-42207611	2	N/A	N/A	8089	9303
TOTAL LIST WITH CONFERENCE ROOM CASEGOODS		4287	5012	19400	22310



EXAMPLE #6 - (Rectangular Table with Wave Tables Closed)

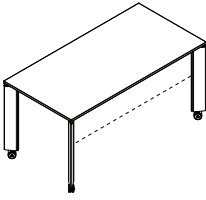
Model	QTY	Laminate w/ PVC Edge	Laminate w/ Wood Edge	Rift Oak, Cherry, Maple, Walnut	Anigre
61THW-7236-X21	2	3416	3881	3969	4569
PowerData/Link in Position "C"	1	243	243	243	243
61THRT-7224-X21	2	2999	3418	3506	4035
PowerPort in a "C" position	2	662	662	662	662
TOTAL LIST		7320	8204	8380	9509
62CMBU-752435-13	1	N/A	N/A	5636	6482
62CMHTO-751541	1	N/A	N/A	3290	3784
62CMP-362035-11	2	N/A	N/A	5283	6075
62CMPR-361541G	2	N/A	N/A	5696	6549
TOTAL LIST WITH CONFERENCE ROOM CASEGOODS		7320	8204	28285	32399

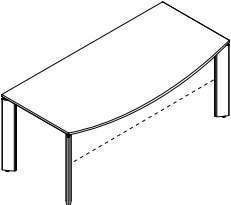


Description	Model	Laminate W/ PVC Edge	Laminate W/ Wood Edge	Rift Oak, Cherry, Walnut, Maple	Anigre	W	D	H	KW	Shipping Weight	Cubic Feet
	61THRT-4824	1025	1123	1123	1292	47.75	23.75	29.25	40.5	60	7.5
	61THRT-5424	1086	1273	1273	1464	53.75	23.75	29.25	46.5	64	8
	61THRT-6024	1120	1313	1313	1510	59.75	23.75	29.25	52.25	68	9
	61THRT-6624	1186	1353	1353	1556	65.75	23.75	29.25	58.5	72	9.5
	61THRT-7224	1224	1433	1433	1648	71.75	23.75	29.25	64.25	88	10
	61THRT-4830	1056	1158	1158	1332	47.75	29.75	29.25	40.5	68	8.5
	61THRT-5430	1104	1346	1346	1548	53.75	29.75	29.25	46.5	73	9.5
	61THRT-6030	1153	1384	1384	1591	59.75	29.75	29.25	52.25	78	10
	61THRT-6630	1222	1413	1413	1625	65.75	29.75	29.25	58.5	88	11
	61THRT-7230	1260	1477	1477	1699	71.75	29.75	29.25	64.25	93	11.5
	61THRT-6036	1277	1531	1531	1761	59.75	35.75	29.25	52.25	99	12.5
	61THRT-7236	1334	1601	1601	1841	71.75	35.75	29.25	64.25	105	13

ORDERING NOTES

Rectangular tables are available with a modesty panel that runs with the grain on one side only. Please see page 110 for options and upcharges.

	61THRT-4824-M	1096	1194	1194	1373	47.75	23.75	29.25	40.5	60	7.5
	61THRT-5424-M	1157	1344	1344	1546	53.75	23.75	29.25	46.5	64	8
	61THRT-6024-M	1191	1384	1384	1591	59.75	23.75	29.25	52.25	68	9
	61THRT-6624-M	1257	1423	1423	1637	65.75	23.75	29.25	58.5	72	9.5
	61THRT-7224-M	1294	1504	1504	1730	71.75	23.75	29.25	64.25	88	10
	61THRT-4830-M	1127	1417	1417	1629	47.75	29.75	29.25	40.5	68	8.5
	61THRT-5430-M	1174	1454	1454	1672	53.75	29.75	29.25	46.5	73	9.5
	61THRT-6030-M	1224	1359	1359	1563	59.75	29.75	29.25	52.25	78	10
	61THRT-6630-M	1292	1484	1484	1707	65.75	29.75	29.25	58.5	88	11
	61THRT-7230-M	1331	1548	1548	1781	71.75	29.75	29.25	64.25	93	11.5
	61THRT-6036-M	1347	1602	1602	1842	59.75	35.75	29.25	52.25	99	12.5
	61THRT-7236-M	1405	1671	1671	1922	71.75	35.75	29.25	64.25	105	13

	61THA-4824	1104	1214	1214	1396	47.75	29.75	29.25	40.5	63	8.5
	61THA-5424	1251	1375	1375	1582	53.75	29.75	29.25	46.5	68	9.5
	61THA-6024	1291	1418	1418	1631	59.75	29.75	29.25	52.25	73	10
	61THA-6624	1330	1461	1461	1680	65.75	29.75	29.25	58.5	83	11
	61THA-7224	1409	1548	1548	1781	71.75	29.75	29.25	64.25	88	11.5
	61THA-4830	1138	1250	1250	1438	47.75	35.75	29.25	40.5	71	10
	61THA-5430	1323	1454	1454	1671	53.75	35.75	29.25	46.5	77	10.5
	61THA-6030	1359	1494	1494	1719	59.75	35.75	29.25	52.25	83	11.5
	61THA-6630	1389	1527	1527	1755	65.75	35.75	29.25	58.5	94	12.5
	61THA-7230	1452	1595	1595	1835	71.75	35.75	29.25	64.25	100	13

DIMENSION KEY

W – width
D – depth
H – height of worksurface
KW – kneehole width
Dimensions are in inches and are plus or minus 1/8".
Contact Customer Service if dimensions are critical.

See pages 3 for Krug Express program.

STANDARD FINISHES

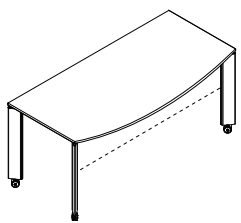
For a complete list of standard wood finishes please see page 90.

MODESTY PANELS

Please see pages 110-111 for options and upcharges.

VENEER TOPS

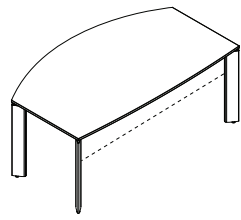
Please note when ordering wood veneer tables, these tables can only be ordered with a wood edge.

Description	Model	Laminate W/ PVC Edge	Laminate W/ Wood Edge	Rift Oak, Cherry, Walnut, Maple	Anigre	W	D	H	KW	Shipping Weight	Cubic Feet
	61THA-4824-M	1169	1284	1284	1476	47.75	29.75	29.25	40.5	63	8.5
	61THA-5424-M	1315	1445	1445	1663	53.75	29.75	29.25	46.5	68	9.5
	61THA-6024-M	1355	1488	1488	1712	59.75	29.75	29.25	52.25	73	10
	61THA-6624-M	1394	1531	1531	1762	65.75	29.75	29.25	58.5	83	11
	61THA-7224-M	1473	1618	1618	1861	71.75	29.75	29.25	64.25	88	11.5
	61THA-4830-M	1202	1321	1321	1519	47.75	35.75	29.25	40.5	71	10
	61THA-5430-M	1387	1525	1525	1753	53.75	35.75	29.25	46.5	77	10.5
	61THA-6030-M	1424	1564	1564	1799	59.75	35.75	29.25	52.25	83	11.5
	61THA-6630-M	1453	1598	1598	1837	65.75	35.75	29.25	58.5	94	12.5
	61THA-7230-M	1517	1667	1667	1917	71.75	35.75	29.25	64.25	100	13

ORDERING NOTES

Arc tables are available with a modesty panel that runs with the grain on the bow side.

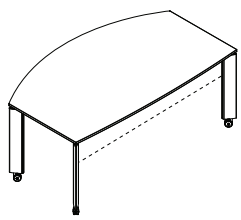
Please see page 110-111 for options and upcharges. The modesty panel is on the curved section of the bow top and is constructed to have seating on the straight section.

	61THW-6036	1369	1593	1593	1831	59.75	31.25	29.25	52.25	85	11
	61THW-7236	1432	1665	1665	1915	71.75	31.25	29.25	64.25	96	12

ORDERING NOTES

Wave tables are available with a modesty panel on the long straight side only.

Please see pages 110-111 for options and upcharges.

	61THW-6036-M	1430	1664	1664	1913	59.75	31.25	29.25	52.25	85	11
	61THW-7236-M	1493	1735	1735	1996	71.75	31.25	29.25	64.25	96	12

ORDERING NOTES

Wave tables are available with a modesty panel on the long straight side only.

Please see pages 110-111 for options and upcharges.

DIMENSION KEY

W - width
D - depth
H - height of worksurface
KW - kneehole width

Dimensions are in inches and are plus or minus 1/8".
Contact Customer Service if dimensions are critical.

See pages 3 for Krug Express program.

STANDARD FINISHES

For a complete list of standard wood finishes please see page 90.

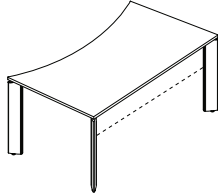
MODESTY PANELS

Please see pages 110-111 for options and upcharges.

VENEER TOPS

Please note when ordering wood veneer tables, these tables can only be ordered with a wood edge.

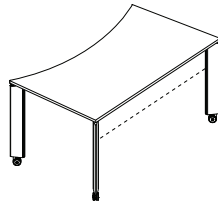
Description	Model	Laminate W/ PVC Edge	Laminate W/ Wood Edge	Rift Oak, Cherry, Walnut, Maple	Anigre	W	D	H	KW	Shipping Weight	Cubic Feet
Wave Inverted	61THWI-6036	1369	1593	1593	1831	59.75	29.75/28.5	29.25	52.25	78	10.5
Table with Glides	61THWI-7236	1432	1665	1665	1915	71.75	29.75/28.5	29.25	64.25	93	11.5



ORDERING NOTES

Wave Inverted tables are available with a modesty panel on the long straight side only.
Please see pages 110-111 for options and upcharges.

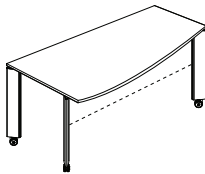
Wave Inverted Table	61THW1-6036-M	1430	1664	1664	1913	59.75	29.75/28.5	29.25	52.25	78	10.5
with Casters	61THW1-7236-M	1493	1735	1735	1996	71.75	29.75/28.5	29.25	64.25	93	11.5



ORDERING NOTES

Wave Inverted tables are available with a modesty panel on the long straight side only.
Please see pages 110-111 for options and upcharges.

Curve Table	61THC-6036R	1389	1527	1527	1755	59.75	35.75/29.75	29.25	52.25	75	12.5
with Glides	61THC-6036L	1389	1527	1527	1755	59.75	35.75/29.75	29.25	52.25	75	12.5
	61THC-7236R	1452	1595	1595	1835	71.75	35.75/29.75	29.25	64.25	90	13
	61THC-7236L	1452	1595	1595	1835	71.75	35.75/29.75	29.25	64.25	90	13



ORDERING NOTES

Curve tables are available with a modesty panel on the curved side only.

DIMENSION KEY

W - width
D - depth
H - height of worksurface
KW - kneehole width

Dimensions are in inches and are plus or minus 1/8".
Contact Customer Service if dimensions are critical.

See pages 3 for Krug Express program.

STANDARD FINISHES

For a complete list of standard wood finishes please see page 90.

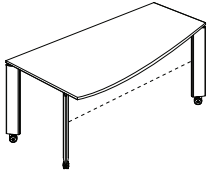
MODESTY PANELS

Please see pages 110-111 for options and upcharges.

VENEER TOPS

Please note when ordering wood veneer tables, these tables can only be ordered with a wood edge.

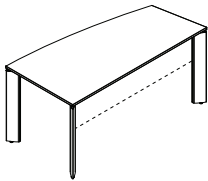
Description	Model	Laminate W/ PVC Edge	Laminate W/ Wood Edge	Rift Oak, Cherry, Walnut, Maple	Anigre	W	D	H	KW	Shipping Weight	Cubic Feet
Curve Table with Casters	61THC-6036R-M	1453	1598	1598	1837	59.75	35.75/29.75	29.25	52.25	75	12.5
	61THC-6036L-M	1453	1598	1598	1837	59.75	35.75/29.75	29.25	52.25	75	12.5
	61THC-7236R-M	1517	1667	1667	1917	71.75	35.75/29.75	29.25	64.25	90	13
	61THC-7236L-M	1517	1667	1667	1917	71.75	35.75/29.75	29.25	64.25	90	13



ORDERING NOTES

Curve tables are available with a modesty panel on the curved side only.

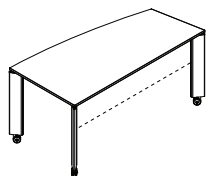
Swept Table with Glides	61THS-6036R	1369	1593	1593	1831	59.75	35.75/29.75	29.25	52.25	75	12.5
	61THS-6036L	1369	1593	1593	1831	59.75	35.75/29.75	29.25	52.25	75	12.5
	61THS-7236R	1432	1665	1665	1915	71.75	35.75/29.75	29.25	64.25	90	13
	61THS-7236L	1432	1665	1665	1915	71.75	35.75/29.75	29.25	64.25	90	13



ORDERING NOTES

Swept tables are available with a modesty panel on the long straight side only.
Please see pages 110-111 for options and upcharges.

Swept Table with Casters	61THS-6036R-M	1430	1664	1664	1913	59.75	35.75/29.75	29.25	52.25	75	12.5
	61THS-6036L-M	1430	1664	1664	1913	59.75	35.75/29.75	29.25	52.25	75	12.5
	61THS-7236R-M	1493	1735	1735	1996	71.75	35.75/29.75	29.25	64.25	90	13
	61THS-7236L-M	1493	1735	1735	1996	71.75	35.75/29.75	29.25	64.25	90	13



ORDERING NOTES

Swept tables are available with a modesty panel on the long straight side only.
Please see pages 110-111 for options and upcharges.

DIMENSION KEY

W - WIDTH
D - depth
H - height of worksurface
KW - kneehole width

Dimensions are in inches and approximate.
Contact Customer Service if dimensions are critical.

See page 3 for Krug Express program.

STANDARD FINISHES

For a complete list of standard wood finishes please see page 90.

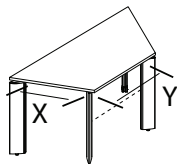
MODESTY PANELS

Please see pages 110-111 for options and upcharges.

VENEER TOPS

Please note when ordering wood veneer tables, these tables can only be ordered with a wood edge.

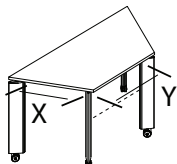
Description	Model	Laminate W/ PVC Edge	Laminate W/ Wood Edge	Rift Oak, Cherry, Walnut, Maple		Anigre	W	D	H	Shipping		Cubic Feet	Y	X
				Maple	Anigre					KW	Weight			
Trapezoid Table with Glides	61THTZ48-2424	1227	1348	1348	1550	47.75	20.75	29.25	40.25	53	7.5	16.75	17.25	
	61THTZ60-2424	1434	1575	1575	1813	59.75	20.75	29.25	52	61	9	28.75	17.25	
	61THTZ48-3030	1265	1389	1389	1598	47.75	25.75	29.25	40.25	61	8.5	11	23.25	
	61THTZ60-3030	1510	1660	1660	1910	59.75	25.75	29.25	52	71	10	22.75	23.25	
	61THTZ72-3636	1747	1921	1921	2209	71.75	30.75	29.25	64	86	13	28.75	29.25	



ORDERING NOTES

Trapezoid tables are available with a modesty panel on the short side only. Please see pages 110-111 for options and upcharges. Please note that on the trapezoid table the knife edge profile is not present on the angled sides of the table.

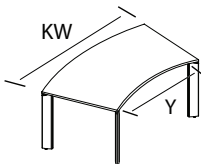
Trapezoid Table with Casters	61THTZ48-2424-M	1298	1419	1419	1632	47.75	20.75	29.25	40.25	53	7.5	16.75	17.25	
	61THTZ60-2424-M	1505	1646	1646	1893	59.75	20.75	29.25	52	61	9	28.75	17.25	
	61THTZ48-3030-M	1335	1460	1460	1679	47.75	25.75	29.25	40.25	61	8.5	11	23.25	
	61THTZ60-3030-M	1581	1731	1731	1991	59.75	25.75	29.25	52	71	10	22.75	23.25	
	61THTZ72-3636-M	1819	1991	1991	2290	71.75	30.75	29.25	64	86	13	28.75	29.25	



ORDERING NOTES

Trapezoid tables are available with a modesty panel on the short side only. Please see pages 110-111 for options and upcharges. Please note that on the trapezoid table the knife edge profile is not present on the angled sides of the table.

Curved Trapezoid Table with Glides	61TH30CT-3060	1410	1550	1550	1782	32.75	59.5	29.25	51.25	83	8.5	38.5		
	61TH30CT-3066	1441	1583	1583	1820	33	65.75	29.25	57.25	89	10.5	44.5		
	61TH30CT-3072	1506	1655	1655	1903	38.75	71.75	29.25	57.25	99	11.75	41.5		
	61TH30CT-3666	1561	1715	1715	1972	33.5	65.75	29.25	63	95	11.25	50.5		
	61TH30CT-3672	1632	1793	1793	2062	39.25	71.75	29.25	63	106	12.5	47.5		



ORDERING NOTES

Curved Trapezoid tables are not available with a modesty panel option.

DIMENSION KEY

W – width
D – depth
H – height of worksurface
KW – kneehole width

Dimensions are in inches and are plus or minus 1/8".
Contact Customer Service if dimensions are critical.

See page 3 for Krug Express program.

STANDARD FINISHES

For a complete list of standard wood finishes please see page 90.

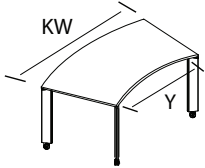
VEENEER TOPS

Please note when ordering wood veneer tables, these tables can only be ordered with a wood edge.

V2 MODULAR | CURVED TRAPEZOID & VISIO TABLES



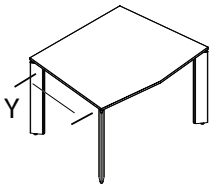
Description	Model	Laminate W/ PVC Edge	Laminate W/ Wood Edge	Rift Oak, Cherry, Walnut, Maple		W	D	H	KW	Shipping Weight	Cubic Feet	Y
				Anigre								
Curved Trapezoid Table with Casters	61TH30CT-3060-M	1481	1621	1621	1863	32.75	59.5	29.25	51.25	83	8.5	38.5
	61TH30CT-3066-M	1505	1654	1654	1902	33	65.75	29.25	57.25	89	10.5	44.5
	61TH30CT-3072-M	1570	1725	1725	1985	38.75	71.75	29.25	57.25	99	11.75	41.5
	61TH30CT-3666-M	1625	1786	1786	2054	33.5	65.75	29.25	63	95	11.25	50.5
	61TH30CT-3672-M	1696	1863	1863	2143	39.25	71.75	29.25	63	106	12.5	47.5



ORDERING NOTES

Curved Trapezoid tables are not available with a modesty panel option.

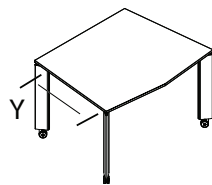
Visio End Table with Glides	61THV-473824	1193	1310	1310	1506	38	47.5	29.25	33.5	79	10.5	28.75
	61THV-593930	1397	1535	1535	1765	38.75	59.25	29.25	45.25	98	12	28.75
	61THV-713036	1602	1761	1761	2025	39.25	71.25	29.25	57	112	14	28.75



ORDERING NOTES

Visio End tables are not available with a modesty panel.

Visio End Table with Casters	61THV-473824-M	1263	1380	1380	1588	38	47.5	29.25	33.5	79	10.5	28.75
	61THV-593930-M	1467	1605	1605	1846	38.75	59.25	29.25	45.25	98	12	28.75
	61THV-713036-M	1672	1831	1831	2106	39.25	71.25	29.25	57	112	14	28.75



ORDERING NOTES

Visio End tables are not available with a modesty panel.

DIMENSION KEY

W - width
D - depth
H - height of worksurface
KW - knee hole width

Dimensions are in inches and are plus or minus 1/8".
Contact Customer Service if dimensions are critical.

See page 3 for Krug Express program.

STANDARD FINISHES

For a complete list of standard wood finishes please see page 90.

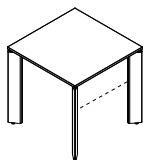
MODESTY PANELS

Please see pages 110-111 for options and upcharges.

VENEER TOPS

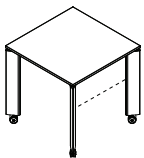
Please note when ordering wood veneer tables, these tables can only be ordered with a wood edge.

Description	Model	Laminate W/ PVC Edge	Laminate W/ Wood Edge	Rift Oak, Cherry, Walnut, Maple	Anigre	W	D	H	KW	Shipping Weight	Cubic Feet
Square Table with Glides	61THSQ-3030	987	1083	1083	1245	29.75	29.75	29.25	22.5	53	6.5
	61THSQ-3636	1067	1162	1162	1336	35.75	35.75	29.25	28.5	64	8
	61THSQ-4242	1127	1247	1247	1434	41.75	41.75	29.25	34.5	77	10.5
	61THSQ-4848	1194	1329	1329	1528	47.75	47.75	29.25	40.5	92	12


ORDERING NOTES

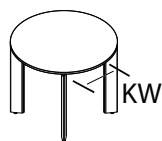
The Square tables are available with a modesty panel that runs with the grain on one side only. Please see pages 110-111 for options and upcharges.

Square Table with Casters	61THSQ-3030-M	1057	1153	1153	1326	29.75	29.75	29.25	22.5	53	6.5
	61THSQ-3636-M	1138	1233	1233	1418	35.75	35.75	29.25	28.5	64	8
	61THSQ-4242-M	1197	1317	1317	1515	41.75	41.75	29.25	34.5	77	10.5
	61THSQ-4848-M	1265	1399	1399	1609	47.75	47.75	29.25	40.5	92	12


ORDERING NOTES

The Square tables are available with a modesty panel that runs with the grain on one side only. Please see pages 110-111 for options and upcharges.

Round Table with Glides	61THD-36	1202	1335	1335	1536	35.75	35.75	29.25	18.25	57	8
	61THD-42	1293	1442	1442	1658	41.75	41.75	29.25	22.5	68	10.5
	61THD-48	1368	1528	1528	1757	47.75	47.75	29.25	26.75	85	12
	61THD-54	1462	1553	1553	1786	53.75	53.75	29.25	30.75	97	14.5


ORDERING NOTES

Round tables are not available with a modesty panel option.

DIMENSION KEY

W - width
D - depth
H - height of worksurface
KW - kneehole width
Y - dimensions as indicated on line drawing
X - dimensions as indicated on line drawing

Dimensions are in inches and are plus or minus 1/8".
Contact Customer Service if dimensions are critical.

See page 3 for Krug Express program.

STANDARD FINISHES

For a complete list of standard wood finishes please see page 90.

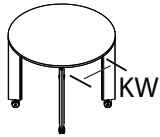
MODESTY PANELS

Please see pages 110-111 for options and upcharges.

VENEER TOPS

Please note when ordering wood veneer tables, these tables can only be ordered with a wood edge.

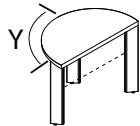
Description	Model	Laminate W/ PVC Edge	Laminate W/ Wood Edge	Rift Oak, Cherry, Walnut, Maple	Anigre	W	D	H	KW	Shipping Weight	Cubic Feet	Y
Round Table with Casters	61THD-36-M	1272	1406	1406	1616	35.75	35.75	29.25	18.25	57	8	-
	61THD-42-M	1364	1513	1513	1740	41.75	41.75	29.25	22.5	68	10.5	-
	61THD-48-M	1439	1599	1599	1839	47.75	47.75	29.25	26.75	85	12	-
	61THD-54-M	1532	1624	1624	1868	53.75	53.75	29.25	30.75	97	14.5	-



ORDERING NOTES

Round tables are not available with a modesty panel option.

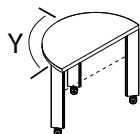
Half Round Table with Glides	61THDH-4824	1047	1147	1147	1319	47.75	23.75	29.25	40.75	50	8	25.75
	61THDH-6030	1176	1315	1315	1513	59.75	29.75	29.25	52.75	64	10	34



ORDERING NOTES

Half Round meeting tables are available with modesty panel on the straight side only.
Please see page 110-111 for options and upcharges.

Half Round Table with Casters	61THDH-4824-M	1118	1217	1217	1400	47.75	23.75	29.25	40.75	50	8	25.75
	61THDH-6030-M	1247	1386	1386	1594	59.75	29.75	29.25	52.75	64	10	34



ORDERING NOTES

Half Round meeting tables are available with modesty panel on the straight side only.
Please see page 110-111 for options and upcharges.

DIMENSION KEY

W - width
D - depth
H - height of worksurface
KW - kneehole width
Y - dimensions as indicated on line drawing

Dimensions are in inches and are plus or minus 1/8".
Contact Customer Service if dimensions are critical.


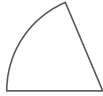
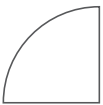
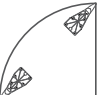

See page 3 for Krug Express program.

STANDARD FINISHES

For a complete list of standard wood finishes please see page 90.

VENEER TOPS

Please note when ordering wood veneer tables, these tables can only be ordered with a wood edge.

Description	Model	Laminate W/ PVC Edge	Laminate W/ Wood Edge	Rift Oak, Cherry, Walnut, Maple	Anigre	W	D	H	KW	Shipping Weight	Cubic Feet
45° Corner Connecting Top 	61TC-2424-45	289	318	318	365	18.25	23.75	-	18.25	21	2.5
	61TC-3030-45	306	336	336	387	22.75	29.75	-	22.75	27	3.5
	61TC-3636-45	327	359	359	413	27.25	35.75	-	27.25	36	4.5
60° Corner Connecting Top 	61TC-2424-60	327	359	359	413	23.75	23.75	-	23.75	27	3
	61TC-3030-60	347	381	381	439	29.75	29.75	-	29.75	36	4
	61TC-3636-60	370	408	408	469	35.75	35.75	-	35.75	44	5.5
90° Corner Connecting Top 	61TC-2424-90	385	423	423	487	33.75	23.75	-	33.75	36	2.5
	61TC-3030-90	408	449	449	516	42.75	29.75	-	42	44	5.5
	61TC-3636-90	437	480	480	551	50.5	35.75	-	50.5	61	8
90° Corner Connecting Top with 2 Legs (Glides) 	61TC-2424-90-Q2	787	865	865	996	33.75	23.75	29.25	24.25	47	4.7
	61TC-3030-90-Q2	814	894	894	1029	42.75	29.75	29.25	32.75	55	7.7
	61TC-3636-90-Q2	844	928	928	1067	50.5	35.75	29.25	41.25	72	10.2
90° Corner Connecting Top with 2 Legs (Casters) 	61TC-2424-90-Q2-M	858	936	936	1076	33.75	23.75	29.25	24.25	47	4.7
	61TC-3030-90-Q2-M	884	965	965	1109	42.75	29.75	29.25	32.75	55	7.7
	61TC-3636-90-Q2-M	915	999	999	1149	50.5	35.75	29.25	41.25	72	10.2

NOTE

Connecting tops ship complete with ganging brackets.

DIMENSION KEY

W – width
D – depth
H – height of worksurface
KW – kneehole width
Y – dimensions as indicated on line drawing

Dimensions are in inches and are plus or minus 1/8".
Contact Customer Service if dimensions are critical.

See page 3 for Krug Express program.

STANDARD FINISHES

For a complete list of standard wood finishes please see page 90.

VENEER TOPS

Please note when ordering wood veneer tables, these tables can only be ordered with a wood edge.

Description	Model	Size	Rift Oak, Cherry, Walnut, Maple	Anigre	Rift Oak Cherry Walnut Maple w/Grommets	Anigre w/Grommets	Shipping Weight	Cubic Feet
Modesty Panels - wood	X21	30"	286	330	335	379	5	1
		36"	286	330	335	379	6.4	1.25
		42"	286	330	335	379	7.8	1.25
		48"	291	336	342	387	9.1	1.5
		54"	301	347	353	399	10.5	1.75
		60"	301	347	353	399	11.8	2
		66"	310	358	364	411	13.2	2.25
		72"	320	369	375	424	14.6	2.25
		11" - 48X30 Trapezoid	277	320	325	367	2.5	0.5
		17" - 48X24 Trapezoid	277	320	325	367	3.9	0.75
		23" - 60X30 Trapezoid	286	330	335	379	5.2	1
		29" - 60X24 Trapezoid	286	330	335	379	6.6	1.25
		29" - 72X36 Trapezoid	286	330	335	379	6.6	1.25

ORDERING NOTES

With wood veneer modesty panels, the grain runs vertically. To specify fixed wood modesty panels apply above pricing for the specific modesty panel and add (X21) to the end of the model number 61THRT-4824-X21. To order a modesty panel with grommets please specify when ordering and apply the appropriate pricing from above.

Description	Model	Size	Laminate W/ PVC	Laminate W/ w/Grommets		Shipping Weight	Cubic Feet
Modesty Panels - plastic laminate	X23	30"	246	295		5	1
		36"	246	295	6.4	1.25	
		42"	246	295	7.8	1.25	
		48"	251	302	9.1	1.5	
		54"	259	311	10.5	1.75	
		60"	259	311	11.8	2	
		66"	268	321	13.2	2.25	
		72"	276	331	14.6	2.25	
		11" - 48X30 Trapezoid	239	287	2.5	0.5	
		17" - 48X24 Trapezoid	239	287	3.9	0.75	
		23" - 60X30 Trapezoid	246	295	5.2	1	
		29" - 60X24 Trapezoid	246	295	6.6	1.25	
		29" - 72X36 Trapezoid	246	295	6.6	1.25	

ORDERING NOTES

With wood grain laminate modesty panels, the grain runs lengthwise. To specify laminate modesty panels apply above pricing for the specific modesty panel and add (X23) to the end of the model number 61THRT-4824-X23. To order a modesty panel with grommets please specify when ordering and apply the appropriate pricing from above.

DIMENSION KEY

W - width
D - depth
H - height of worksurface
KW - kneehole width

Dimensions are in inches and are plus or minus 1/8".
Contact Customer Service if dimensions are critical.

See page 3 for Krug Express program.

STANDARD FINISHES

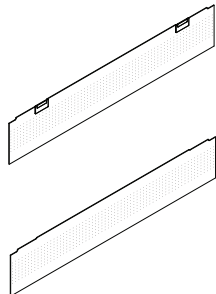
For a complete list of standard wood finishes please see page 90.

MODESTY PANELS

Please see pages 110-111 for options and upcharges.

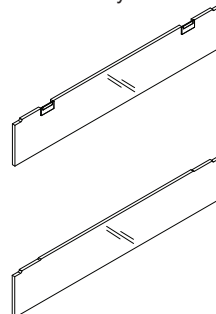
VENEER TOPS

Please note when ordering wood veneer tables, these tables can only be ordered with a wood edge.

Description	Model	Size	Upcharge	W/Grommets	Shipping Weight	Cubic Feet
Modesty Panels perforated metal 	X28	30"	266	315	3.3	1
		36"	266	315	4.2	1.25
		42"	266	315	5.1	1.25
		48"	271	322	6	1.5
		54"	280	332	6.9	1.75
		60"	280	332	7.8	2
		66"	289	342	8.7	2.25
		72"	298	353	9.6	2.25
		11" - 48X30 Trapezoid	258	305	1.7	0.5
		17" - 48X24 Trapezoid	258	305	2.6	0.75
		23" - 60X30 Trapezoid	266	315	3.4	1
		29" - 60X24 Trapezoid	266	315	4.3	1.25
		29" - 72X36 Trapezoid	266	315	4.3	1.25

ORDERING NOTES

To specify fixed perforated metal modesty panels apply above pricing for the specific modesty panel and add (X28) to the end of the model number 61THRT-4824-X28. Perforated metal modesty panels come powder coated in silver metallic. To order a modesty panel with grommets please specify when ordering and apply the appropriate pricing from above.

Modesty Panels - frosted acrylic 	X29	30"	216	266	1.2	1
		36"	216	266	1.6	1.25
		42"	216	266	1.9	1.25
		48"	222	271	2.2	1.5
		54"	228	280	2.5	1.75
		60"	228	280	2.9	2
		66"	235	289	3.2	2.25
		72"	243	298	3.5	2.25
		11" - 48X30 Trapezoid	211	258	.6	0.5
		17" - 48X24 Trapezoid	211	258	1	0.75
		23" - 60X30 Trapezoid	216	266	1.3	1
		29" - 60X24 Trapezoid	216	266	1.6	1.25
		29" - 72X36 Trapezoid	216	266	1.6	1.25

ORDERING NOTES

To specify frosted acrylic modesty panels apply above pricing for the specific modesty panel and add (X29) to the end of the model number 61THRT-4824-X29. To order a modesty panel with grommets please specify when ordering and apply the appropriate pricing from above.

DIMENSION KEY

W – width
D – depth
H – height of worksurface
KW – kneehole width

Dimensions are in inches and are plus or minus 1/8".
Contact Customer Service if dimensions are critical.

See page 3 for Krug Express program.

STANDARD FINISHES

For a complete list of standard wood finishes please see page 90.

MODESTY PANELS

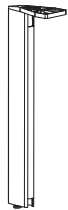
Please see pages 110-111 for options and upcharges.

VENEER TOPS

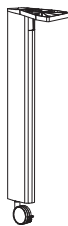
Please note when ordering wood veneer tables, these tables can only be ordered with a wood edge.

V2 MODULAR | LEGS & POWER

Description	Model	Price	W	D	H	Shipping Weight	Cubic Feet
V2 Leg with Glides	61LEG	138	4	9.25	29.25	5.1	2.2



V2 Leg with Casters	61LEGM	165	4	9.25	29.25	5.1	2.2
---------------------	--------	-----	---	------	-------	-----	-----



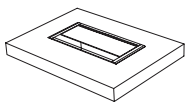
Grommet - Silver Metallic	Round Grommet	110	2.375	-	1.125	1	.25
---------------------------	---------------	-----	-------	---	-------	---	-----



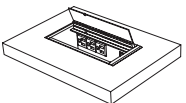
ORDERING NOTES

One Grommet in a standard position is available at no charge per table.

Port - Silver no powerbar	61PORT	110	8	4	-	-	-
---------------------------	--------	-----	---	---	---	---	---



Power Port - silver with powerbar	61POWERPORT	331	8	4	-	-	-
-----------------------------------	-------------	-----	---	---	---	---	---



ORDERING NOTES

PowerPort comes with 3 receptacles, 2 above the surface and 1 below, as well as 2 RJ45's. Please note when ordering the PowerPort it comes standard with the Wire Management Trough.

DIMENSION KEY

W - width
D - depth
H - height of worksurface
KW - kneehole width
Y - dimensions as indicated on line drawing

Dimensions are in inches and are plus or minus 1/8".
Contact Customer Service if dimensions are critical.

See page 3 for Krug Express program.

STANDARD FINISHES

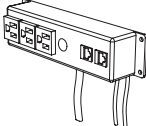
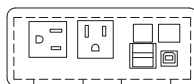
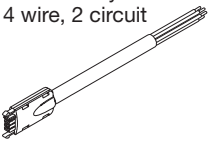

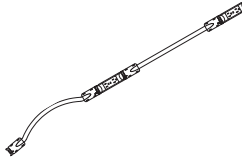
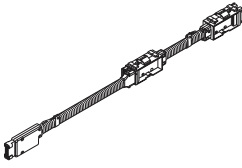
For a complete list of standard wood finishes please see page 90.

MODESTY PANELS

Please see pages 110-111 for options and upcharges.

VENEER TOPS

Please note when ordering wood veneer tables, these tables can only be ordered with a wood edge.

Description	Model	Price	W	D	H	Shipping Weight	Cubic Feet
Power/Data/Link 	61POWER/DATALINK	243	-	-	-	-	-
ORDERING NOTES Power/data/link comes with 3 receptacles and 2 RJ45's. Power cord is 10 ft. long. Data cords are 14 ft. long.							
Surface Module 	61SURFACEMODULE	138	8	4	-	-	-
ORDERING NOTES Surface module comes with 3 receptacles - 2 above the worksurface and 1 below, 2 USB ports, 1 USB printer port, 1 RJ45 and 1 RJ11.							
Power Entry - 4 wire, 2 circuit 	61EC4PE	83	-	-	-	1	.25
ORDERING NOTES Please note when ordering the Byrne 4-Trac® or Byrne 8-Trac® Power Entry components, you must also order the Byrne 4-Trac® or Byrne 8-Trac® System, to work in conjunction.							
Power Entry - 8 wire, 4 circuit 	61EC8PE	110	-	-	-	1	.25
ORDERING NOTES Please note when ordering the Byrne 4-Trac® and Byrne 8-Trac® Power Entry components, you must also order either the Byrne 4-Trac® or Byrne 8-Trac® System, to work in conjunction.							
Byrne 4-Trac® System 	61EC4-30	121	-	-	-	2	.25
	61EC4-36	121	-	-	-	2	.25
	61EC4-42	121	-	-	-	2	.25
	61EC4-48	127	-	-	-	2	.25
	61EC4-54	127	-	-	-	2	.25
	61EC4-60	132	-	-	-	2	.25
	61EC4-66	138	-	-	-	2	.25
	61EC4-72	143	-	-	-	2	.25
ORDERING NOTES Please note when ordering the Byrne 4-Trac® or Byrne 8-Trac® System, you must also order the 4 wire or 8 wire Power Entry in conjunction to work together. Each model comes standard with an 18" Jumper.							
Byrne 8-Trac® System 	61EC8-30	165	-	-	-	2	.25
	61EC8-36	176	-	-	-	2	.25
	61EC8-42	182	-	-	-	2	.25
	61EC8-48	187	-	-	-	2	.25
	61EC8-54	193	-	-	-	2	.25
	61EC8-60	198	-	-	-	2	.25
	61EC8-66	209	-	-	-	2	.25
	61EC8-72	215	-	-	-	2	.25
ORDERING NOTES Please note when ordering the Byrne 4-Trac® or Byrne 8-Trac® System, you must also order the 4 wire or 8 wire Power Entry in conjunction to work together. Each model comes standard with an 18" Jumper.							

DIMENSION KEY

W – width
 D – depth
 H – height of worksurface
 KW – kneehole width

Dimensions are in inches and are plus or minus 1/8".
 Contact Customer Service if dimensions are critical.

See page 3 for Krug Express program.

STANDARD FINISHES

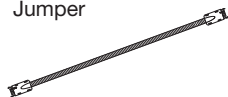
For a complete list of standard wood finishes please see page 90.

VENEER TOPS

Please note when ordering wood veneer tables, these tables can only be ordered with a wood edge.

Description	Model	Price	W	D	H	Shipping Weight	Cubic Feet
-------------	-------	-------	---	---	---	-----------------	------------

Byrne 4-Trac® 42" Jumper



61EC4JUMP-42

55

-

-

-

1

0.25

ORDERING NOTES

This longer jumper cable is required when connecting one table off the edge to the end of another table using the Byrne 4-Trac® system. Jumper cables allow you to daisychain each wired table to the next. Please refer to page 96 for further explanation.

Byrne 8-Trac® 42" Jumper



61EC8JUMP-42

88

-

-

-

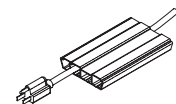
1

0.25

ORDERING NOTES

This longer jumper cable is required when connecting one table off the edge to the end of another table using the Byrne 8-Trac® system. Jumper cables allow you to daisychain each wired table to the next. Please refer to page 96 for further explanation.

Wire Management Trough



61WM-72

77

72

2.5

1

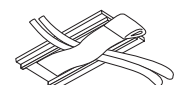
3

7

ORDERING NOTES

Wire Management Trough comes in a standard 72" length and can be cut to suit specific table length. Wire Management Troughs are factory installed on tables that are ordered with either of the PowerPort, Port, Surface Module or Grommet options.

Velcro Wire Management Clip



61WM-4

22

31

25

3.5

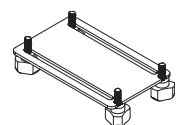
1.75

1

ORDERING NOTES

Velcro Wire Management Clips are factory installed on tables that are ordered with either of the PowerPort, Port, Surface Module or Grommet options.

Ganging Module



61GANG

33

-

-

-

1

0.5

ORDERING NOTES

It is recommended to use 2 brackets per seam.

Dimensions are in inches and approximate.
Contact Customer Service if dimensions are critical.

See page 3 for Krug Express program.

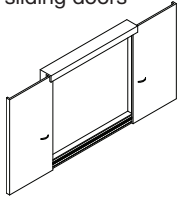
STANDARD FINISHES

For a complete list of standard wood finishes please see page 90.

MODESTY PANEL HEIGHT

Modesty Panels are 12" high and are secured between the back legs.

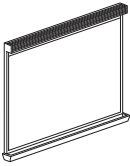
Description	Model	Rift Oak, Cherry, Walnut, Maple	Anigre	W	D	H	Shipping Weight	Cubic Feet
Visual Board with sliding doors	62VBS-4848	4107	4723	47.75	47.75	6.5	120	16




ORDERING NOTES

Please note projection screen can not be ordered with the visual board with sliding doors.

White Board with Projection Screen	62WB-4848	1643	1890	47.75	47.75	4.75	90	16
	62WB-5454	1687	1940	53.75	53.75	4.75	115	17.5



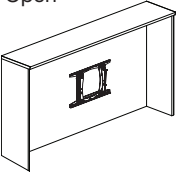
Plasma Screen Cabinet	62CMBUPS-722041	5898	6784	71.75	20	41.25	263	45.5
	62CMBUPS-722441	6300	7245	71.75	24	41.25	329	53
	62CMBUPS-722441G	6929	7969	71.75	24	41.25	329	53



ORDERING NOTES

Glass doors are available with Como pulls only

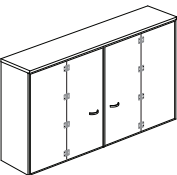
Media Hutches - Open	62CMHTO-751541	3290	3784	74.75	15	41.5	167	33
-------------------------	----------------	------	------	-------	----	------	-----	----



ORDERING NOTES

Media Hutch comes with the wall mount bracket.

Media Hutches - with Doors	62CMHT-751541	3998	4597	74.75	15	41.5	172	33
-------------------------------	---------------	------	------	-------	----	------	-----	----



ORDERING NOTES

Please note that the Media Hutch with doors comes with two bifold doors that open away from the center.
Media Hutch comes with the wall mount bracket.

DIMENSION KEY

W – width
D – depth
H – height of worksurface

Dimensions are in inches and are plus or minus 1/8".
Contact Customer Service if dimensions are critical.

See page 3 for Krug Express program.

CODE DESCRIPTION

VBS – visual board with sliding doors
WB – white board
CM – conference media
BU – buffet
PS – plasma lift
HTO – open hutch
HT – hutch
G – glass

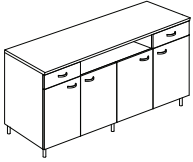
STANDARD FINISHES

For a complete list of standard wood finishes please see page 90.

NON-STANDARD GROMMETS

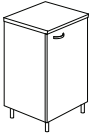
Grommets in non-standard positions are available at \$250 list per grommet.

Description	Model	Rift Oak, Cherry, Walnut, Maple	Anigre	W	D	H	Shipping Weight	Cubic Feet
Media Buffet - with Equipment Shelf	62CMBU-752035-13	5525	6354	74.75	20.25	34.5	245	43.5
	62CMBU-752435-13	5636	6482	74.75	24.25	34.5	295	3.5

**ORDERING NOTES**

Media buffets are available with optional locks for an upcharge of \$100 list per lock.

Media Pedestals	62CMP-192035-11	2214	2546	18.75	19.75	34.5	62	10.5
	62CMP-192435-11	2434	2799	18.75	23.75	34.5	74	12.5
	62CMP-192035-11G	2259	2597	18.75	19.75	34.5	62	10.5
	62CMP-192435-11G	2485	2858	18.75	23.75	34.5	74	12.5

**ORDERING NOTES**

When ordering media pedestals, please add an "L" or "R" to model number to denote a right or left hinged door.

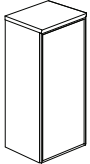
Media pedestals are available with optional locks for an upcharge of \$100 list per lock.

Glass doors are available with Como pulls only

	62CMP-362035-11	2642	3037	35.75	19.75	34.5	117	18.5
	62CMP-362435-11	2906	3342	35.75	23.75	34.5	140	22
	62CMP-362035-11G	2701	3107	35.75	19.75	34.5	117	18.5
	62CMP-362435-11G	2971	3417	35.75	23.75	34.5	140	22



Media Piers - Single	62CMPR-191541	2277	2618	18.75	15	41.5	61	9
	62CMPR-191541G	2505	2881	18.75	15	41.5	61	9

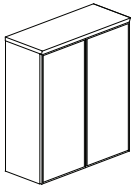
**ORDERING NOTES**

Media piers must be ordered in conjunction with Media Pedestals.

When ordering media piers, please add an "L" or "R" to model number to denote a right or left hinged door.

Media piers are available with optional locks for an upcharge of \$100 list per lock.

Media Piers - Double	62CMPR-361541	2589	2977	35.75	15	41.5	85	16
	62CMPR-361541G	2848	3274	35.75	15	41.5	85	166

**ORDERING NOTES**

Media piers are available with optional locks for an upcharge of \$100 list per lock.

DIMENSION KEY

W - width
D - depth
H - height of worksurface

Dimensions are in inches and are plus or minus 1/8".
Contact Customer Service if dimensions are critical.

See page 3 for Krug Express program.

CODE DESCRIPTION

CM - conference media
BU - buffet
P - pedestal
PR - pier
G - glass door
L - door hinged left
R - door hinged right

STANDARD FINISHES

For a complete list of standard wood finishes please see page 90.

ORDERING NOTES

Media piers must be ordered in conjunction with Media Pedestals.

NON-STANDARD GROMMETS

Grommets in non-standard positions are available at \$250 list per grommet.



The mark of responsible forestry



All products are air emissions certified and are available as FSC® certified

krug