

## SEATING & OCCASIONAL TABLES

Price and Specification Guide

USA



Effective June 1, 2015

# krug

# TABLE OF CONTENTS

## GENERAL INFORMATION

2	General Information
4	Finishes & Laminates
5	Krug Textiles - Upholstery Fabrics   Leather
6	Krug Textiles   Luxe Faux Leather
6	Graded-In Upholstery Programs
7	C.O.M.
8	KrugExpress Program
9	Base Styles

## PRICING & SPECIFICATIONS

### 10 Management & Task Seating

11	C5
20	Aqua
26	Dorso E
33	Dorso T
38	Dorso Weave
45	Dorso
52	Me
58	Pan Am
63	Cadence

### 69 Guest Seating

70	Addison
73	Blake
76	Dorso
79	Bali
81	Kita
84	Spence
86	Cadence

### 88 Multi-Purpose Seating

89	Karma
96	Corfu
102	Capri
104	Bank of England

### 106 Barstools & Counter Height Seating

107	Karma
109	Capri

### 111 Lounge Seating

112	Cressida
122	Leyton
133	Zola
151	Sutton
153	Carlyle
155	Brio
157	Sloane

### 159 Benches

160	Tate
166	Zola
175	Carlyle

### 177 Occasional Tables

178	Karma
183	Cressida
186	Leyton
188	Zola
193	Sutton
195	Virtu
197	Millennium
199	Prado
201	Carlyle

# GENERAL INFORMATION

## Terms and Conditions

Net 30 days on approved credit. A late payment charge of 1% per month will be applied on overdue invoices. This charge will be pro-rated to the number of days past 30 days that the invoice is overdue. All applicable sales taxes are extra. Distribution of this price list does not in itself constitute an offer to sell. Orders can be received only from authorized Krug dealers. Acceptance of any order and terms of sale may be established at the discretion of Krug. Deposits are required on orders received from new accounts as well as on large or special orders. Krug reserves the right to discontinue designs, or to change designs, construction, prices, or materials without notice.

## Customer Service Hours

Please note customer service hours are:

8:30 am to 5:00 pm est

1.888.578.KRUG

1.519.748.5177 fax

## Order Acknowledgements

Each order will be acknowledged via e-mail or fax. This acknowledgement is the final agreement between Krug and the customer, superseding all previous communications regarding the purchase order. Where there is a discrepancy on a purchase order between a product code and a description, Krug will make every effort to resolve the discrepancy, but will be ruled by the product code ordered. Please check all acknowledgements for accuracy, and advise Krug of any discrepancies with a purchase order.

## Cancellation

A cancellation can be made only by expressed agreement with Krug. A cancellation fee may be incurred for restocking.

## Dimensions

Dimensions are in inches and approximate, and subject to change without notice. Contact Customer Service if dimensions are critical.

## Blanket Wrapping

Krug will blanket wrap larger seating orders at customer's request. Please indicate on your purchase order and contact Customer Service.

## Storage Charges

Krug reserves the right to assess a nominal storage charge if a customer does not accept shipment of an order within a week of the ship date.

## Contact Information

Phone: 1.888.578.KRUG (5784)

Fax: 1.519.748.5177

Purchase Order Fax: 1.888.236.4783

Purchase Order E-mail: orders@krug.ca

Web: www.krug.ca

E-mail: solutions@krug.ca

## Installation Support

For assistance please contact Technical Support at 1-888-578-5784 x216 or e-mail installationhelp@krug.ca and you will be directed to the appropriate installation support person.

## Pricing

Krug endeavors to ensure that all prices in this price list reflect accurately our current prices. However, errors do occur and will be rectified through notices to the field. Krug reserves the right to acknowledge pricing that may be different from the price list.

## Warranty

Krug warrants the construction and the finish of all our products to be free from defects in materials and workmanship for a period of 10 years from the date of purchase. This warranty is applicable to products in use

by their original purchaser. This warranty does not apply to components and materials not manufactured by Krug: these are subject to the specific warranties of their manufacturers (if any). Textile (fabric, leather, vinyl, or any other covering material) suppliers do not guarantee their products for durability and color fastness, and nor does Krug. Casters, mechanical and electrical components have a warranty of five years from the date of purchase. The Krug warranty does not apply to COM-specified materials, damage caused by a carrier other than Krug, or variation in wood finishes due to natural wood color variation. Krug cannot be held responsible for variations in fabric dye lots from order to order. All fabric is carefully inspected when it is received, but a degree of variation in color should be expected. Repairs or replacement of any defect covered under this warranty by Krug will be made, at our option and method, at no charge to the original purchaser during the warranty period. Krug's judgement is final and binding with respect to the nature or cause of defects or damage, and the necessity or manner of repair or replacement.

This warranty does not apply to defects or damage resulting from:

- normal wear and tear occurring with the use of the product
- negligence, misuse, excessive use, alteration, improper cleaning or repair
- substitution or use of incorrect or unauthorized components or material
- handling or installation that is incorrect, or that causes damage or defect
- damage incurred by a freight carrier other than Krug
- wearing of finishes and fabrics, and normal variations in materials (including dye lot variations)
- properties of natural materials, including wood and leather
- exposure to environments with uncontrolled temperature and humidity (products must be transported, stored and used in climate-controlled conditions)

## Export Packaging

Krug is pleased to provide the option for export packaging on all our products, to provide additional protection from damage.

Export packaging is provided at an upcharge of 5% of the net selling price per item.

Export Packaging is STRONGLY RECOMMENDED for:

- (A) all shipments outside of the lower 48 states and Canada.
- (B) all shipments that will be held in storage for an extended period prior to installation.

**Important:** Please note that Krug will not be responsible for damage claims on product shipped or stored in the above conditions but where export packaging has not been utilized.

Please contact Customer Service for specifications or any other assistance regarding export packaging.

## Freight Terms and Conditions

1. All product is shipped FOB the Krug factory. Freight is either pre-paid to the destination (dealer's dock or territorial warehouse, where available) or not pre-paid, depending on established customer specific freight terms.

2. Docks at the selected delivery location must be equipped to handle a 53' trailer. If a dock is inadequate for delivery by Krug, Krug will re-deliver to another local location and any additional costs will be charged to the customer.

3. When a Krug territorial warehouse (where available) is selected as the default delivery location, it is understood that Krug pays freight cost to the territorial warehouse only, and no further. The Customer is responsible for all charges from this point.

## **Freight Terms and Conditions, con't.**

4. For all deliveries, it is understood that Krug or its agent is making a dock delivery only (equipped to handle a 53' trailer), and any further work of truck unloading, delivery beyond the dock, installation, and removal of packaging is not authorized or paid for by Krug.

5. Drop shipments to the installation site, and timed deliveries, are available on larger shipments (full truckloads or slightly less) at no additional charge. Drop shipments or timed deliveries for smaller shipments may not be available, or if available will require a surcharge. Deliveries on an after hours basis, or on weekends, or any other special requirements, may be subject to a surcharge. Location and contact information, and the requested time of delivery, is required at least one week prior to the acknowledged shipment date. If this information is not provided one week in advance, or if the location or time of the drop shipment is changed less than one week in advance, a surcharge may be applied, and/or the drop shipment may not be scheduled. For deliveries requested Monday to Thursday after 5:00 pm, please apply a surcharge of \$250/shipment. For deliveries requested Monday to Friday before 7:00 am, please apply a surcharge of \$250/shipment. For deliveries requested Friday (after 3:00 pm) or weekends, please apply a surcharge of \$500/shipment. (local times).

6. For all deliveries - whether to the Customer location or drop shipment - any circumstances that result in the delay of our carrier (including unsuitable receiving facilities, or facilities not open or available), service charges will be applied at the rate of \$75/hour. Where re-delivery is necessary because of these circumstances, the full cost of re-delivery will be charged. If Less Than Truck Load is delivering, one hour is allocated to unload. Any additional time required to unload after the first hour is \$75/hour. If a Truck Load is delivering the order, three hours is allocated to unload. Any additional time required to unload is \$75/hour. Direct deliveries to site for large orders are possible, (must exceed \$60,000 net), and accommodate 48 - 53' trailers. Krug is responsible for delivery to the approved delivery address. If an address change is required, this must be authorized by Krug 5 business days prior to ship date. Any additional delivery costs incurred after this time will be charged to the customer.

## **Product Strength and Durability Testing**

All management seating meets or exceeds the testing requirements of ANSI/BIFMA X5.1-2011. All lounge seating meets or exceeds the testing requirements of FNAE-80-214A. Specific test results and documentation are available on request.



## **Customer Satisfaction**

It is the primary goal of Krug and our staff to ensure the complete satisfaction of our customers with our products and performance. If a problem arises with a Krug product after the expiration of the limited warranty period, Krug will exercise its best efforts to achieve the satisfaction of the customer in a manner that is fair to all concerned.

## **Damaged Shipments**

All Krug product is well engineered, carefully inspected, and expertly loaded onto our trucks at our Distribution Center. If you receive any damaged freight, we ask that you do not refuse the shipment. Krug is not responsible for damage to goods that occurs in transit or storage. It is the purchaser and/or receiver's responsibility to examine the goods upon receipt and to notify Krug of any damages, overages or shortages. Any discrepancies should be noted on the Bill of Lading. The delivering carrier will not accept responsibility for shortages or

damages if signed "clear". Notification of concealed damage claims must be made to Krug Distribution within 5 days of delivery, along with digital pictures if available. All product and packaging must be available for inspection. Krug liability ceases after 5 business days and Krug will not be responsible for concealed damages if shipments are left unopened. Krug is not responsible for the condition of product that is stored or installed in an environment where temperature and humidity are not controlled.

## **Field Product Report Authorization**

Krug's written authorization, in the form of an FPR number, must be obtained prior to incurring charges of any kind if Krug is expected to pay these charges. This includes authorization for field repairs and replacements, installation and delivery charges. Krug reserves the right to have its representative inspect product related to any request for such authorizations, prior to that authorization being provided. Deductions from invoices paid for any charges to Krug, without prior written authorization in the form of an FPR, will not be accepted. Digital photographs may be required to complete the FPR process.

## **Returns**

No merchandise may be returned without Krug's prior written consent. In the event of an authorized return, a Field Product Report (FPR) number will be issued, and a restocking charge will apply. Return transportation charges must be prepaid. Unauthorized returns will not be accepted and will be returned freight collect. All merchandise being returned must be properly packaged in its original or comparable replacement packaging to ensure protection of the product during handling and transportation. Returns on orders duplicated by the customer must be received in their original packaging to be accepted. Product being returned where Krug has authorized its liability for replacement or repair will be thoroughly inspected on its return, and the results compared to the reason for the return stated on the FPR. Any discrepancies, such as additional damage, signs of usage, missing parts, etc., will result in an adjustment to the amount of credit issued.

## **Custom Capabilities**

Over 15% of our orders involve some type of custom work, and we invite our customers to make use of our extensive capabilities.

These include:

- 1) Dimensional customization of standard size products
- 2) Custom finishes
- 3) For larger orders, completely custom-designed products, as well as non-standard wood species can be specified.

Custom orders may require additional production lead times. Contact Engineering at the e-mail address [engquotes@krug.ca](mailto:engquotes@krug.ca).

## **Care and Maintenance Leather**

Leather is a natural product and requires very little care during use. Most stains can be removed with a clean dry cloth. For stubborn spots and stains, use a mild non-detergent cleaner, rinse well and let air dry naturally. Do not use saddle soap, cleaning solvents, furniture polish, oils, varnish, abrasive cleaners, soaps or ammonia waters.

## **Fabric Upholstery**

Professional upholstery cleaning is recommended.

## **Flammability Standards for Krug Fabric Program**

- Passes State of California Technical Bulletin CAL 117-2013

# WOOD FINISHES & LAMINATES

## WOOD FINISHES

Standard wood finishes are:

### Finishes on Beech

Appalachian Cherry  
American Cherry  
Imperial Cherry  
Light Cherry  
Medium Cherry  
Natural Cherry  
Sable Cherry  
Standard Cherry  
Light Oak  
Harvest Oak  
Mahogany  
Mellow Oak  
Espresso  
Cordovan Walnut  
Natural Walnut  
Regular Walnut  
Dark Walnut  
Clear Beech  
Medium Anigre

### Finishes on Maple

Clear Maple  
Honey Maple  
Wheat Maple

## PALETTE FINISHES

Black  
White  
Sand  
Soft Green  
Steel Blue  
Slate

## IN-STOCK LAMINATES

Krug's in-stock laminates are available in 16 laminate selections. There are 8 wood grain laminates, 4 solid color laminates in a selection of popular shades and 4 Exotic laminates offering a distinguished appearance. Exotic laminates are subject to minimum order quantities and extended lead times.

Wood Grain		Solid Laminates	
Name & Number	Supplier	Name & Number	Supplier
Corretto Cherry HP-288-N	Pionite	Black T203	Arborite
Mocha Cherry HP-341-N	Pionite	Shadows T201	Arborite
Monticello Maple 7925	Wilsonart	White D354-60	Wilsonart
Nightfall WX421-N	Pionite	Almond T445	Pionite
Samba Cherry T460	Arborite		
Shiraz Cherry T472	Arborite		
Sugarloaf Maple T630	Arborite		
Exotic Laminate			
Name & Number	Supplier		
Backwoods Sycamore HP689-N	Pionite		
Edgewood Sycamore HP690-N	Pionite		
Gunstock Walnut WW971-N	Pionite		
Thunderstorm HP-359-N	Pionite		

## Non-Stocked Laminates

For specific lead time and application questions, please contact Krug Customer Service for your requirement. Upcharges will be applicable for non-stocked laminates, depending on their cost. Non-stocked laminates may be subject to minimum orders sizes.

Wood is a natural product with inherent color variations that will never be fully mitigated by the finishing process. Please anticipate variation in colors within a single unit, from piece to piece, and from Krug wood finish samples. If a very close match is required, a sample must be provided with the order and an upcharge will apply. Exact color matches are not possible.

### Custom Wood Finishes

Add 10% list to your order for special finishes, a minimum upcharge is \$500 list per finish per order. (For example, on all orders up to \$5000 list an upcharge of \$500 will apply, on orders \$5000 and up add 10% list to order.)

Special finish upcharges on seating products are calculated on a grade 1 value. For orders with special finishes, a sample that is a minimum 3" by 3" must be received with the order. Special finishes may add additional lead time to production schedules. Since wood is a natural product, some variations in grain, color and stain acceptance will occur. In our finishing processes, we try to minimize variations, but some variation between samples and finished goods should be anticipated.

### Dual Finishes

Add 10% list per item if specifying dual finish.

### Standard Wood Finishes

No upcharge will be applied when specifying a finish available as standard on one species onto maple seating and occasional tables. Clear finishes are not available on other species since they are a clear finish on top of the natural veneer color.

### Finish Durability

The Krug Enduraguard finish, is a proprietary catalyzed varnish formulation, and has been repeatedly shown, through independent laboratory testing, to be the industry leader in durability and abrasion resistance. The Krug finish looks better longer than competitors, and is uniquely suited to the demands of healthcare environments.



## KRUG TEXTILES - UPHOLSTERY FABRICS | LEATHER

### Krug Textiles - Fabric Program

Krug Grade 1, 2 and 3 fabrics are also available on a cut yardage basis.

#### Grade 1

Perk	Vox	Fuse	Expo
Auburn	Bark	Azurean	Festive
Cabana	Black	Carmine	Fog
Cedar	Cocoa	Cress	Latte
Crimson	Downpour	Ginger	Leaf
Dijon	Eco	Iris	Lemon
Ebony	Frothe	Lunar	Oasis
Flint	Goldenrod	Malted	Raspberry
Patriot	Honest	Morel	Sky
Pewter	Hot	Pepper	Spirit
Regal	Limelight	Pimento	Sprout
Sesame	Morel	Pristine	Tuxedo
Walnut	Mystic	Saffron	Viola
	Navy	Walnut	Zest
	Oat		
	Par		
	Ruby		
	Snap		
	Turquoise		

#### Grade 2

Epic	Bangle	Lineup
Azure	Baltic	Baltic
Capri	Cork	Fern
Espresso	Granite	Pewter
Flare	Orchid	Sandstone
Granite	Sable	Shadow
Jute	Suede	Spice
Kiwi	Teak	Tranquil
Limestone		
Pearl		
Porcini		
Regal		
Slice		
Steel		

#### Grade 3

Solace	Current	Clang	Kinney
Almond	Birch	Amber	Coffee
Azul	Cadet	Claret	Frappe
Blaze	Eclipse	Clove	Glacier
Carmine	Espresso	Cress	Mineral
Celadon	Moss	Flint	Nectar
Cinder	Pecan	Malt	Steel
Earth	Plum	Raven	Valentine
Ebony			
Fossil			
Gilded			
Indigo			
Ivory			
Mineral			
Pear			
Peony			

### Krug Textiles - Leather Program

#### Grade 8

Black	K13.1000	Graphite	K13.4000
Stone	K13.3000	Espresso	K13.8000
Sand	K13.5000	White	K13.9000

Please contact Customer Service for specific information on leathers, available colors and lead times.

**Krug Textiles - Faux Leather Program****Grade 2**


---

White	Bisque	Sprig
Cream	Chocolate	Chinchilla
Parchment	Black	Steel
Sandstone	Earth	Grey
Vanilla	Brick	Lagoon
Taupe	Wine	Pacific Blue
Mocha	Garnet	Navy
Tan	Rust	Plum
Chestnut	Citron	

## GRADED-IN UPHOLSTERY PROGRAMS

Krug has partnered with several textile brands to grade in their offerings, designed to provide a wide range of upholstery selections for our seating products.

Upholstery pricing and availability is subject to change without notice. We grade this upholstery according to the pricing of the fabric suppliers - when their pricing changes, the Krug grade may change.

When placing an order, a Krug customer must specify the complete upholstery number, along with the appropriate Krug model number and finish. Krug will supply the complete product at the prices listed. Orders specifying graded-in upholstery cannot be cancelled once the upholstery has been ordered.

**Upholstery Grades**

To determine the price of a product for graded-in upholstery, use the reference lists located on Krug's website under - Products - Textiles, to view the upholstery grade (1-9). Krug is not responsible for the discontinuation of this upholstery. Please contact Customer Service for information on upholstery not listed.

When two upholstery selections are specified for use on seating, the higher grade upholstery price will apply to the order.

High Performance upholstery; Polyurethane, Vinyl or Crypton, is particularly suitable for healthcare and other intensive-use environments.

**Upholstery Samples**

If you require additional samples or memos for presentation, please contact fabric supplier directly.

**Flammability Standards**

- Tunnel Test Surface Ratings Class A rating
- Class 1 UFAC
- Passes State of California Technical Bulletin CAL 117-2013

Please contact fabric supplier directly for further flammability information pertaining to specific upholstery.

**Special Conditions**

Acknowledgements will give the estimated delivery date of the finished product. Some upholstery is imported, and availability may affect estimated delivery time. For large projects, please contact fabric supplier directly for availability of yardage.



# CUSTOMER'S OWN MATERIAL - C.O.M.

## Customer's Own Material (COM/COL)

COM/COL must be received three weeks prior to the acknowledged ship date. Orders with COM/COL not received by the required deadline will be delayed.

A description of the upholstery cover, including supplier name, pattern name, upholstery cover name and color number must be included with the purchase order.

COM/COL testing requires 3 business days and samples are to be directed to Customer Service. The customer has the option of providing the sample COM/COL before, at time of order, or once the sample COM/COL is received. If the customer does not send a sample for approval in advance of sending actual material, Krug will not be responsible for the cost of any upholstery cover or other material that it determines to be unsuitable for the product or our process.

When the COM/COL upholstery cover is received at Krug, it must be clearly identified with the upholstery cover name and color, and tagged with name of the Krug customer and purchase order number. Krug will inspect all COM/COL upholstery covers when received to determine if it will be suitable for upholstery. Where Krug feels that the upholstery cover or leather specified will compromise the quality or integrity of our products, customers will be contacted to direct these concerns. Further, Krug reserves the right to refuse to accept and use any COM upholstery covers or leathers that will compromise our products in any way that is unacceptable to Krug. Krug cannot assume responsibility for the durability or tailoring quality of customer's own material.

Yardage specified in this price guide is approximate. In the case of multiple product orders, multiply the number of items by the COM yardage specified to determine upholstery cover required, unless otherwise indicated. Additional yardage may be needed if the material is less than 54" wide, or patterned or striped and requires matching. All COMs are cut "up the roll" unless otherwise stated by the customer. All striped upholstery covers will be applied vertically unless otherwise stated by the customer and after approval by Krug. Krug will not be responsible for directional or positional problems with its application of COM material, unless it has been provided with explicit instructions by the customer. Special instructions should be sent to Krug Customer Service, including a sample (or photocopy) of the upholstery cover. Krug is not responsible for instructions sent with the upholstery cover rolls, or for the method of upholstery if no instructions have been provided.


Price increases and freight charges to COM/COL acquired on the customer's behalf will be passed onto the customer.

## Application of Directional Upholstery cover

Some COM upholstery covers will be considered directional by Krug even though they are not considered directional by the supplier. All COMs are automatically cut "up the roll" unless otherwise stated by the customer (please see below).



Standard-Cut  
"up the roll"



Non-Standard-Cut  
across the roll "railroad"

## COM/COL Shipping Procedures

For seating COM/COL upholstery covers, please send upholstery covers to:

Krug Inc.  
111 Ahrens Street  
Kitchener, Ontario  
Canada N2H 4C2  
**Attention: RECEIVER**

COM/COL orders cannot be scheduled into production until the upholstery cover has arrived and inspection is complete.

All packages must be clearly marked "**For Customs Clearance by Russell A. Farrow Custom Brokers**".

According to the North American Free Trade Agreement (NAFTA), goods shipped between the United States and Canada can qualify for exemption from all duties, or for a reduction in duties, if the goods can be proven to originate in either the United States, Canada or Mexico.

Canada Customs requires that a NAFTA Certificate of Origin and a Commercial Invoice be completed and sent with the upholstery cover shipment. The Commercial Invoice must clearly state the description of the upholstery cover, the selling price, the make-up or content, and the purchaser. The absence of these two documents will delay the shipments at the U.S./Canada border, thereby potentially delaying the customer order. If the total value of the shipment is less than \$1200 U.S., Customs will accept a Low Value Statement of Origin in place of the NAFTA Certificate of Origin. The Low Value Statement must be signed by a representative of the exporting company. This statement may either be included on the commercial invoice or attached to the invoice.

Krug is happy to answer any questions or concerns about COM/COL shipping procedures and the required documents. Please contact our Customs Specialist at 1.888.578.5784.

## CAL 133 & Moisture Barrier

California Technical Bulletin 133 is a flammability test for seating. Krug offers a compliance method which, in combination with non-flammable upholstery covers, may enable the products to meet certification requirements for this test. This process at the same time also provides the products with a Moisture Barrier - a treatment that helps to prevent the passage of liquids and moisture to inside of upholstered components - thereby conferring sanitary and anti-infection benefits. So when CAL 133 is specified, the product also automatically has a Moisture Barrier, and when a Moisture Barrier is specified, the product also features the compliance method and low flammability features of CAL 133.

The application of this upcharge and the compliance method does not mean that the specific configuration of product and upholstery cover are tested and officially certified as being CAL 133 compliant. If official certification is required, Krug will provide this (through an independent certified testing laboratory) at a charge of \$700 per item, plus the cost of the product to be tested. Lead time for certification testing is typically 4-8 weeks. Krug assumes no responsibility for the testing of our products in combination with upholstery covers, or for the results of any testing conducted. Some specific configurations of product and upholstery have already been tested. Please contact Customer Service for additional information.

## C.O.L. Yardage

To calculate C.O.L. yardage required, please use the following conversions based on COM yardage: Leather must be ordered in square footage.

- 17 square feet in a yard
- Approx. 3 yards in a hide
- Approx. 51 square feet in a hide
- Please use grade 3 pricing for COL

## COM APPROVAL PROCESS:

The approval process is as follows:

1. A sample of the COM fabric must be provided to Krug Customer Service prior to or at time of order.
2. The sample will be reviewed and the customer advised if the fabric is unsuitable.
3. The COM fabric will be inspected when received at the factory to identify any further concerns with its suitability.



## CUSTOMER'S OWN MATERIAL - C.O.M.

### Upholstery Cover Yardage Calculation

To calculate yardage required for COM and other non-standard upholstery cover orders, please contact Krug Customer Service at 1.888.578.5784.

Unless otherwise stated, upholstery cover rolls are assumed to be a minimum 54" wide. Please use the guide below to calculate the percentage of extra upholstery cover required to cover large repeats. The repeat is calculated by adding both the vertical and horizontal measurements together and then referring to the chart below for extra yardage required.

		2"-14"	15"-19"	20"-27"	28"-36"
FABRIC	Plain	Repeat	Repeat	Repeat	Repeat
54	0%	10%	15%	20%	25%
53-50	16%	20%	25%	30%	35%
48	16%	25%	30%	35%	40%
45	40%	50%	55%	60%	65%
36	50%	60%	65%	70%	75%

## KRUG EXPRESS

### PROGRAM DETAILS

*KrugExpress* orders are ready to ship by the date acknowledged. Delivery and shipping schedules may result in actual shipping of orders at a later date. Statutory holidays and scheduled factory vacations may add to acknowledged lead times of *KrugExpress* orders. Unless otherwise specified on the order, the customer's standard method of shipping Krug products will be utilized.

Available factory capacity for *KrugExpress* is filled by orders received on a "first come, first serve" basis. If the normal *KrugExpress* lead time is not available for your order because available capacity has been filled, you will be immediately advised of the earliest available ready-to-ship date. Please consult your Customer Service representative in advance if you wish to confirm the specific lead time availability for a *KrugExpress* order.

Orders must be received by midnight of a given day for that day to be considered the official day the order is received. Order lead times are acknowledged from the date the order is received, but not including the date the order is received.

*KrugExpress* orders must be "clean" when received in order to be considered officially received on a given day, and lead times will be acknowledged from the date orders are determined to be "clean".

Changes to *KrugExpress* orders are not allowed under any circumstances.

Orders for product on *KrugExpress* must clearly state: "*KrugExpress*".

COM and graded-in upholstery is available on *Krug Express*. Orders are scheduled on *Krug Express*, and given the best available date, when the upholstery is received at Krug. Some conditions apply.

### SEATING & OCCASIONAL TABLES PROGRAM

Orders for seating products on the *KrugExpress* program may be subject to quantity maximums. Please contact Krug Customer Service for more information.

Quantity maximums are dependent upon available capacity, in order to insure that we ship all orders on time. Please note that the CAL 133 option is not available on *KrugExpress*.

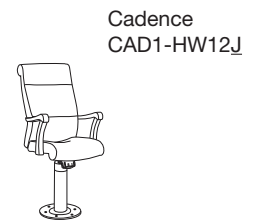
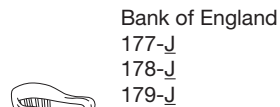
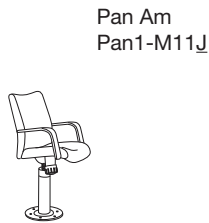
Only standard wood finishes are available for *KrugExpress* orders. Laminates are not available on *KrugExpress*.

*Krug Express* includes all Krug seating and occasional tables as well as Krug conference and casegood products to complement this seating offering.

## BASE STYLES

Base Styles	Description
<b>Black Nylon</b>	5 blade glass reinforced molded nylon base with 2 1/4" hooded dual wheel casters.
<b>Polished Aluminum</b>	5 blade polished cast aluminum base with 2 1/4" dual wheel casters (upcharge of \$110 applies.)
<b>Seat Slider</b>	Seat slider mechanism featuring a 2" range of adjustment front to back when seated. The lever to activate this feature is located under the seat of the user's left side and is activated by a simple twist of the knob.
<b>Wood</b>	5 blade steel bar stock base with finished wood caps and 2" black hooded dual wheel casters.
<b>Chrome</b>	5 blade polished chrome base with 2 1/4" dual wheel casters.
<b>Jury Bases</b>	Jury Bases assembly consists of a black 9" diameter conical/cast base for permanently mounting a chair to the floor. Into the base is inserted a black pneumatic gas cylinder with self returning action from rotation, and self returning height feature when exiting the chair. Allows for full 360 degree rotation. Limited degrees of rotation are not available.

### Jury Bases



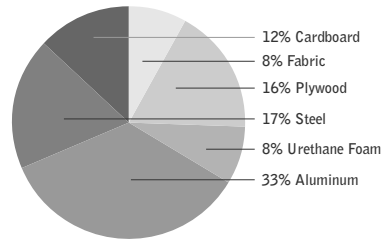
# MANAGEMENT & TASK SEATING

11	C5
20	Aqua
26	Dorso E
33	Dorso T
38	Dorso Weave
45	Dorso
52	Me
58	Pan Am
63	Cadence

## C5



### MATERIAL CONTENT:



PRE-CONSUMER  
RECYCLED CONTENT = 24.5%

POST-CONSUMER  
RECYCLED CONTENT = 19.4%

Up to 60.1% of this C5 product is recyclable at the end of its useful life.

### CONTRIBUTES TO

CREDIT 2.1 - 2.2	Construction Waste Management	1-2 point(s)
CREDIT 3.3	Resource Reuse	1 point
CREDIT 4.1	Recycled Content	1 point
CREDIT 4.2	Recycled Content	1 point
CREDIT 4.5	Low Emitting Materials, Systems & Seating	1 point
CREDIT 5.1	Regional Materials*	1 point
CREDIT 7	Certified Wood (MUST BE REQUESTED)	1 point(s)

\*This credit is only applicable if in total 20% of the combined value of the procurement of construction materials and in the furniture are manufactured within a radius of 500 miles. This credit will apply if the installation of the finished product occurs within 500 miles of Kitchener, Ontario.

## level® CERTIFICATION, AIR EMISSIONS AND FSC® CERTIFICATION



### level® CERTIFICATION

BIFMA's e3 Furniture Sustainability Standard is a voluntary, multi-attribute standard that measures the degree of sustainability of furniture. This standard evaluates product and company environmental attributes and compliance systems in a wide range of elements which include Materials, Energy & Atmosphere, Human & Ecosystem Health and Social Responsibility. C5 products have earned level®, BIFMA's sustainability certification program for furniture, certification through third-party verification against the e3 standard.



The mark of responsible forestry

### AIR EMISSIONS

All C5 products are supplied air-emissions certified. Contact customer service for information.

### FSC®

In 2005, Krug received Forest Stewardship Council® (FSC®) Chain-of-Custody certification for our manufacturing facilities. The FSC® Chain-of-Custody tracks certified wood from seedling to final sale. It signifies that the growth, harvesting and production of goods are entirely achieved through responsible forestry, which guarantees a healthy supply of forest resources for generations to come.



Architects, designers, and building professionals can specify FSC®-certified products in order to achieve a point from the U.S. Green Building Council's Leadership in Energy and Environmental Design (LEED) Rating System.

## C5 | FEATURES & OPTIONS

### ARM OPTIONS

C5 features four styles of fixed arms; polished aluminum with polymer pad, polished aluminum with upholstered pad, full black polymer arm, and fully upholstered arm.



**Polished Aluminum Arm with Polymer Pad**



**Polished Aluminum Arm with Upholstered Pad**



**Black Polymer Arm**



**Fully Upholstered** - Leather or Fabric wrapped upholstered arm with detailed top stitching.



### MECHANISM OPTIONS

**Swivel-Tilt** - Provides excellent value, durability and simplicity: forward and backward tilt, tilt lock, and 360 degree swivel, as well as vertical adjustment. Right side activated tension control. Available in black only.



**Knee Tilt** - Right side activated tension control and vertical adjustment. Left side 4 position activated tilt lock. Available in black powdercoat or polished aluminum.

### BASE STYLES

C5 seating is available in two base options. Choose from a black nylon, or a polished aluminum.



**Polished Aluminum**



**Black Glass Reinforced Nylon**



### Jury Base

The C5 series is available with a jury base. Jury base assembly consists of a black 9" diameter conical/cast base for permanently mounting a chair to the floor. Into the base is inserted a black pneumatic gas cylinder with self returning action from rotation, and self returning height feature when exiting the chair. Allows for full 360 degree rotation. Limited degrees of rotation are not available.

### SEAT

The seat has been carefully researched and shaped to provide extended sitting comfort, with a foam density that provides an optimal combination of softness and firmness.

### REPLACEABLE COMPONENTS

C5 chairs are uniquely designed to allow virtually all major components to be field replaced, providing a very cost effective means to significantly extend the life of the product. Seats, backs, mechanisms, arms, base and casters are field replaceable. Pricing and model numbers can be viewed online at [www.krug.ca](http://www.krug.ca).

### OPTIONS

#### COMBINATION UPHOLSTERY

When combination upholstery is with upholstery of the same grade or COM, an upcharge for dual fabrics is **\$22 list** per unit. When graded in combination upholstery is selected, use the highest upholstery grade or contact customer service for a quote. Please provide the fabric specified and a description of where each fabric is to be applied on the product in order to obtain a quote.

#### CAL 133 & MOISTURE BARRIER

California Technical Bulletin 133 is a flammability test for seating. Krug offers a compliance method which, in combination with non-flammable upholstery covers, may enable the products to meet certification requirements for this test. This process at the same time also provides the products with a Moisture Barrier - a treatment that helps to prevent the passage of liquids and moisture to inside of upholstered components - thereby conferring sanitary and anti-infection benefits. So when CAL 133 is specified, the product also automatically has a Moisture Barrier, and when a Moisture Barrier is specified, the product also features the compliance method and low flammability features of CAL 133. CAL 133 and Moisture Barrier are available for an upcharge of **\$44 list** per yard.

The application of this upcharge and the compliance method does not mean that the specific configuration of product and upholstery cover are tested and officially certified as being CAL 133 compliant. If official certification is required, Krug will provide this (through an independent certified testing laboratory) at a charge of \$700 per item, plus the cost of the product to be tested. Lead time for certification testing is typically 4-8 weeks. Krug assumes no responsibility for the testing of our products in combination with upholstery covers, or for the results of any testing conducted. Some specific configurations of product and upholstery have already been tested. Please contact Customer Service for additional information.

## C5 | DIMENSIONS & COM REQUIREMENTS

	Overall Width	Overall Depth	Overall Height	Seat Height min/max	Height of Arms from Floor	Width between Arms	Seat Depth	Shipping Weight	Cube	COM Yardage
<b>Mid Back</b>										
Polished Aluminum Arm with Polymer pad	25	23.8	43.9	18.9 - 22.8	26.5 - 30.4	21	17.8	43	17.4	1.7
Polished Aluminum Arm with Uph. Pad	25	23.8	43.9	18.9 - 22.8	26.5 - 30.4	21	17.8	43	17.4	1.9
Black Polymer Arm	25	23.8	43.9	18.9 - 22.8	26.5 - 30.4	21	17.8	43	17.4	1.7
Upholstered Arm	25	23.8	43.9	18.9 - 22.8	26.5 - 30.4	21	17.8	43	17.4	2.5
<b>High Back</b>										
Polished Aluminum Arm with Polymer Pad	25	23.8	49.9	18.9 - 22.8	26.5 - 30.4	21	17.8	46	20.0	2.1
Polished Aluminum Arm with Uph. Pad	25	23.8	49.9	18.9 - 22.8	26.5 - 30.4	21	17.8	46	20.0	2.3
Black Polymer Arm	25	23.8	49.9	18.9 - 22.8	26.5 - 30.4	21	17.8	46	20.0	2.1
Upholstered Arm	25	23.8	49.9	18.9 - 22.8	26.5 - 30.4	21	17.8	46	20.0	2.9

### MULTIPLE YARDAGE REQUIREMENTS

	Yardage Seat & Back Rest	Yardage Seat only	Yardage Back rest only	Yardage Upholstered Arm Pad (2)	Yardage Full Upholstered Arm (2)
<b>Mid Back</b>					
1 Chair	1.7	.9	1.5	.19	.8
2 Chairs	3.3	1.14	2.4	.19	1.06
3 Chairs	5	2.04	3.2	.19	1.5
4 Chairs	6.6	2.28	4	.19	2.19
<b>High Back</b>					
1 Chair	2.1	.9	1.95	.19	.8
2 Chairs	3.4	1.14	3.1	.19	1.06
3 Chairs	5.5	2.04	4.2	.19	1.5
4 Chairs	7.4	2.28	5.8	.19	2.19

#### DIMENSIONS:

Height measurements of C5 tilter are taken with the pneumatic lift in the lowest position and with a standard height range gas lift. All dimensions are in inches and approximate and are subject to change without notice. Contact Customer Service if dimensions are critical.

#### COM APPROVAL PROCESS:

The approval process is as follows:





1. A sample of the COM fabric must be provided to Krug Customer Service prior to or at time of order.
2. The sample will be reviewed and the customer advised if the fabric is unsuitable.
3. The COM fabric will be inspected when received at the factory to identify any further concerns with its suitability.

#### WEIGHT CAPACITY:

C5 has been tested to ANSI BIFMA.  
C5 is load rated to 300lbs



C5 EXECUTIVE | MID BACK

DESCRIPTION/MODEL	COM		COL	FABRIC GRADES			LEATHER			
	1	2	3	4	5	6	7	8	9	
	FULLY UPHOLSTERED ARM									
	C5E1MB41A	963	1009	1056	1121	1197	1262	1337	1430	1525
	Polished Aluminum knee tilt, Polished Aluminum base									
	C5E1MB42B	936	983	1030	1095	1170	1236	1310	1404	1497
Black Aluminum knee tilt, Black base										
	POLISHED ALUMINUM ARM WITH POLYMER PAD									
	C5E1MB11A	840	881	922	979	1045	1101	1168	1250	1331
	Polished Aluminum knee tilt, Polished Aluminum base									
	C5E1MB12B	814	855	896	952	1019	1075	1140	1222	1304
Black Aluminum knee tilt, Black base										
	BLACK POLYMER ARM									
	C5E1MB32B	753	794	835	917	999	1080	1162	1244	1407
	Black Aluminum knee tilt, Black base									
	BLACK POLYMER ARM									
	C5E1MB33C	725	765	806	864	929	987	1052	1134	1216
	Black Swivel tilt, Polished Aluminum base									
	C5E1MB33D	705	746	786	843	909	966	1032	1114	1196
Black Swivel tilt, Black base										








**ORDERING NOTES:**  
For jury base, please add a 'J' for the base style at the end of the model number and add **\$53 list**.  
Hard casters are the standard and soft wheel casters can be ordered for **\$44 list** per chair.  
For **Upholstered Arm Cap** on polished arm versions only select arm style 2 and add upcharge below.

1	2	3	4	5	6	7	8	9
\$78	\$83	\$87	\$94	\$101	\$107	\$114	\$123	\$132

PRODUCT CODE KEY

Line	Series	Back Style	Arm Style	Mechanism	Base Style
C5E	1	MB	1	1	A
C5 Executive (Horizontal Ribbed)	Tiltar	Mid Back	Polished Aluminum Arm with Polymer Pad	Polished Aluminum Knee Tilt	Polished Aluminum Base for Knee Tilt
		HB	2	2	B
		High Back	Polished Aluminum Arm with Uph. Pad	Black Aluminum Knee Tilt	Black Base for Knee Tilt
			3	3	C
			Black Polymer Arm	Black Swivel Tilt	Polished Aluminum Base for Swivel Tilt
			4		D
			Fully Uph. Arm		Black Base for Swivel Tilt
					J
					Jury Base

# C5 EXECUTIVE | HIGH BACK

DESCRIPTION/MODEL	COM	2	COL	FABRIC GRADES			LEATHER			
	1		3	4	5	6	7	8	9	
	FULLY UPHOLSTERED ARM									
	C5E1HB41A	999	1051	1104	1177	1261	1336	1420	1525	1630
	Polished Aluminum knee tilt, Polished Aluminum base									
	C5E1HB42B	971	1025	1077	1151	1235	1308	1393	1498	1603
	Black Aluminum knee tilt, Black base									
	POLISHED ALUMINUM ARM WITH POLYMER PAD									
	C5E1HB11A	876	922	969	1034	1110	1175	1250	1344	1437
	Polished Aluminum knee tilt, Polished Aluminum base									
	C5E1HB12B	849	896	943	1008	1083	1149	1223	1317	1410
	Black Aluminum knee tilt, Black base									
	BLACK POLYMER ARM									
	C5E1HB32B	789	835	882	947	1022	1088	1162	1256	1349
	Black Aluminum knee tilt, Black base									
	BLACK POLYMER ARM									
	C5E1HB33C	760	807	854	920	994	1059	1135	1229	1322
	Black Swivel tilt, Polished Aluminum base									
	C5E1HB33D	740	786	834	899	974	1040	1114	1208	1301
	Black Swivel tilt, Black base									

## ORDERING NOTES:

For jury base, please add a 'J' for the base style at the end of the model number and add **\$53 list**.  
 Hard casters are the standard and soft wheel casters can be ordered for **\$44 list** per chair.  
 For **Upholstered Arm Cap** on polished arm versions only select arm style 2 and add upcharge below.

1	2	3	4	5	6	7	8	9
\$78	\$83	\$87	\$94	\$101	\$107	\$114	\$123	\$132

## PRODUCT CODE KEY

Line	Series	Back Style	Arm Style	Mechanism	Base Style
C5E	1	MB	1	1	A
C5 Executive (Horizontal Ribbed)	Tilter	Mid Back	Polished Aluminum Arm with Polymer Pad	Polished Aluminum Knee Tilt	Polished Aluminum Base for Knee Tilt
		HB	2	2	B
		High Back	Polished Aluminum Arm with Uph. Pad	Black Aluminum Knee Tilt	Black Base for Knee Tilt
			3	3	C
			Black Polymer Arm	Black Swivel Tilt	Polished Aluminum Base for Swivel Tilt
			4		D
			Fully Uph. Arm		Black Base for Swivel Tilt
					J
					Jury Base

## C5 CONTEMPORARY | MID BACK

DESCRIPTION/MODEL	COM 1	2	COL 3	4	FABRIC GRADES 5	6	7	LEATHER 8	9
-------------------	----------	---	----------	---	--------------------	---	---	--------------	---



### FULLY UPHOLSTERED ARM

C5C1MB41A	868	916	962	1028	1103	1168	1243	1337	1430
Polished Aluminum knee tilt, Polished Aluminum base									
C5C1MB42B	848	895	942	1007	1083	1148	1222	1316	1409
Black Aluminum knee tilt, Black base									



### POLISHED ALUMINUM ARM WITH POLYMER PAD

C5C1MB11A	746	786	827	885	950	1008	1073	1155	1237
Polished Aluminum knee tilt, Polished Aluminum base									
C5C1MB12B	726	767	807	864	930	987	1053	1135	1217
Black Aluminum knee tilt, Black base									



### BLACK POLYMER ARM

C5C1MB32B	658	699	740	798	863	921	986	1068	1150
Black Aluminum knee tilt, Black base									



### BLACK POLYMER ARM

C5C1MB33C	631	672	713	770	836	893	959	1041	1122
Black Swivel tilt, Polished Aluminum base									
C5C1MB33D	610	651	692	750	815	873	938	1020	1101
Black Swivel tilt, Black base									



### ORDERING NOTES:

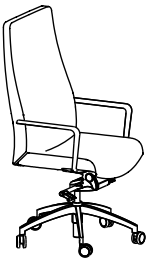




For jury base, please add a 'J' for the base style at the end of the model number and add **\$53 list**.  
Hard casters are the standard and soft wheel casters can be ordered for **\$44 list** per chair.  
For **Upholstered Arm Cap** on polished arm versions only select arm style 2 and add upcharge below.

1	2	3	4	5	6	7	8	9
\$78	\$83	\$87	\$94	\$101	\$107	\$114	\$123	\$132

### PRODUCT CODE KEY

Line	Series	Back Style	Arm Style	Mechanism	Base Style
C5C	1	MB	1	1	A
C5 Contemporary	Tilter	Mid Back	Polished Aluminum Arm with Polymer Pad	Polished Aluminum Knee Tilt	Polished Aluminum Base for Knee Tilt
		HB	2	2	B
		High Back	Polished Aluminum Arm with Uph. Pad	Black Aluminum Knee Tilt	Black Base for Knee Tilt
			3	3	C
			Black Polymer Arm	Black Swivel Tilt	Polished Aluminum Base for Swivel Tilt
			4		D
			Fully Uph. Arm		Black Base for Swivel Tilt
					J
					Jury Base






# C5 CONTEMPORARY | HIGH BACK

DESCRIPTION/MODEL	COM		COL	FABRIC GRADES			LEATHER			
	1	2	3	4	5	6	7	8	9	
	FULLY UPHOLSTERED ARM									
	C5C1HB41A	901	953	1006	1079	1164	1238	1322	1427	1532
	Polished Aluminum knee tilt, Polished Aluminum base									
	C5C1HB42B	880	932	986	1059	1143	1217	1301	1407	1512
Black Aluminum knee tilt, Black base										
	POLISHED ALUMINUM ARM WITH POLYMER PAD									
	C5C1HB11A	778	825	872	938	1012	1077	1152	1246	1340
	Polished Aluminum knee tilt, Polished Aluminum base									
	C5C1HB12B	757	804	852	917	991	1057	1132	1225	1319
Black Aluminum knee tilt, Black base										
	BLACK POLYMER ARM									
	C5C1HB32B	691	737	784	849	925	990	1065	1158	1252
	Black Aluminum knee tilt, Black base									
	BLACK POLYMER ARM									
	C5C1HB33C	663	710	757	822	897	963	1037	1131	1224
	Black Swivel tilt, Polished Aluminum base									
	C5C1HB33D	643	689	736	801	877	942	1016	1110	1204
Black Swivel tilt, Black base										
										
ORDERING NOTES:										
For jury base, please add a 'J' for the base style at the end of the model number and add <b>\$53 list</b> .										
Hard casters are the standard and soft wheel casters can be ordered for <b>\$44 list</b> per chair.										
For <b>Upholstered Arm Cap</b> on polished arm versions only select arm style 2 and add upcharge below.										
	1	2	3	4	5	6	7	8	9	
	\$78	\$83	\$87	\$94	\$101	\$107	\$114	\$123	\$132	

## PRODUCT CODE KEY

Line	Series	Back Style	Arm Style	Mechanism	Base Style
C5C	1	MB	1	1	A
C5 Contemporary	Tilter	Mid Back	Polished Aluminum Arm with Polymer Pad	Polished Aluminum Knee Tilt	Polished Aluminum Base for Knee Tilt
		HB	2	2	B
		High Back	Polished Aluminum Arm with Uph. Pad	Black Aluminum Knee Tilt	Black Base for Knee Tilt
			3	3	C
			Black Polymer Arm	Black Swivel Tilt	Polished Aluminum Base for Swivel Tilt
			4		D
			Fully Uph. Arm		Black Base for Swivel Tilt
					J
					Jury Base

C5 PULLS | MID BACK

DESCRIPTION/MODEL	COM 1	2	COL 3	4	FABRIC GRADES 5	6	7	LEATHER 8	9	
	FULLY UPHOLSTERED ARM									
	C5P1MB41A	883	930	977	1043	1117	1182	1258	1351	1445
	Polished Aluminum knee tilt, Polished Aluminum base									
	C5P1MB42B	857	903	950	1015	1091	1156	1231	1325	1419
	Black Aluminum knee tilt, Black base									
	POLISHED ALUMINUM ARM WITH POLYMER PAD									
	C5P1MB11A	760	801	842	900	965	1023	1088	1170	1252
	Polished Aluminum knee tilt, Polished Aluminum base									
	C5P1MB12B	734	775	816	874	939	996	1062	1143	1225
Black Aluminum knee tilt, Black base										
	BLACK POLYMER ARM									
	C5P1MB32B	673	714	755	813	878	936	1001	1083	1164
	Black Aluminum knee tilt, Black base									
	BLACK POLYMER ARM									
	C5P1MB33C	646	687	728	784	851	907	973	1055	1137
	Black Swivel tilt, Polished Aluminum base									
	C5P1MB33D	625	666	707	764	830	887	952	1034	1116
	Black Swivel tilt, Black base									
	ORDERING NOTES:									
	For jury base, please add a 'J' for the base style at the end of the model number and add <b>\$53 list</b> .									
	Hard casters are the standard and soft wheel casters can be ordered for <b>\$44 list</b> per chair.									
	For <b>Upholstered Arm Cap</b> on polished arm versions only select arm style 2 and add upcharge below.									
1	2	3	4	5	6	7	8	9		
\$78	\$83	\$87	\$94	\$101	\$107	\$114	\$123	\$132		

PRODUCT CODE KEY

Line	Series	Back Style	Arm Style	Mechanism	Base Style
C5P C5 Pulls	1 Tilter	MB Mid Back	1 Polished Aluminum Arm with Polymer Pad	1 Polished Aluminum Knee Tilt	A Polished Aluminum Base for Knee Tilt
		HB High Back	2 Polished Aluminum Arm with Uph. Pad	2 Black Aluminum Knee Tilt	B Black Base for Knee Tilt
			3 Black Polymer Arm	3 Black Swivel Tilt	C Polished Aluminum Base for Swivel Tilt
			4 Fully Uph. Arm		D Black Base for Swivel Tilt
					J Jury Base

## C5 PULLS | HIGH BACK

DESCRIPTION/MODEL	COM 1	2	COL 3	4	FABRIC GRADES 5	6	7	LEATHER 8	9
-------------------	----------	---	----------	---	--------------------	---	---	--------------	---



### FULLY UPHOLSTERED ARM

C5P1HB41A	923	975	1028	1101	1187	1260	1344	1449	1554
Polished Aluminum knee tilt, Polished Aluminum base									
C5P1HB42B	897	949	1002	1075	1159	1233	1318	1423	1528
Black Aluminum knee tilt, Black base									



### POLISHED ALUMINUM ARM WITH POLYMER PAD

C5P1HB11A	800	847	894	959	1034	1099	1174	1268	1362
Polished Aluminum knee tilt, Polished Aluminum base									
C5P1HB12B	774	820	867	932	1007	1073	1148	1241	1335
Black Aluminum knee tilt, Black base									



### BLACK POLYMER ARM

C5P1HB32B	713	759	806	872	946	1012	1087	1180	1274
Black Aluminum knee tilt, Black base									



### BLACK POLYMER ARM

C5P1HB33C	672	718	765	831	906	971	1046	1139	1234
Black Swivel tilt, Polished Aluminum base									
C5P1HB33D	651	698	744	811	885	950	1026	1119	1213
Black Swivel tilt, Black base									



### ORDERING NOTES:

For jury base, please add a 'J' for the base style at the end of the model number and add **\$53 list**.

Hard casters are the standard and soft wheel casters can be ordered for **\$44 list** per chair.

For **Upholstered Arm Cap** on polished arm versions only select arm style 2 and add upcharge below.

1	2	3	4	5	6	7	8	9
\$78	\$83	\$87	\$94	\$101	\$107	\$114	\$123	\$132

### PRODUCT CODE KEY

Line	Series	Back Style	Arm Style	Mechanism	Base Style
C5P C5 Pulls	1 Tilter	MB Mid Back	1 Polished Aluminum Arm with Polymer Pad	1 Polished Aluminum Knee Tilt	A Polished Aluminum Base for Knee Tilt
		HB High Back	2 Polished Aluminum Arm with Uph. Pad	2 Black Aluminum Knee Tilt	B Black Base for Knee Tilt
			3 Black Polymer Arm	3 Black Swivel Tilt	C Polished Aluminum Base for Swivel Tilt
			4 Fully Uph. Arm		D Black Base for Swivel Tilt
					J Jury Base

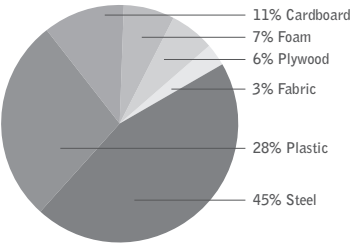


# AQUA | LEED CI CREDIT SUMMARY

## AQUA



### MATERIAL CONTENT:



PRE-CONSUMER  
RECYCLED CONTENT = 11.5%

POST-CONSUMER  
RECYCLE CONTENT = 21.91%

Up to 47.7% of Aqua product is recyclable at the end of its useful life.

### CONTRIBUTES TO

CREDIT 2.1 - 2.2	Construction Waste Management	1-2 point(s)
CREDIT 3.3	Resource Reuse	1 point
CREDIT 4.1	Recycled Content	1 point
CREDIT 4.2	Recycled Content	1 point
CREDIT 4.5	Low Emitting Materials, Systems & Seating	1 point
CREDIT 5.1	Regional Materials*	1 point
CREDIT 7	Certified Wood (MUST BE REQUESTED)	1 point(s)

\*This credit is only applicable if in total 20% of the combined value of the procurement of construction materials and in the furniture are manufactured within a radius of 500 miles. This credit will apply if the installation of the finished product occurs within 500 miles of Kitchener, Ontario.

## level® CERTIFICATION & AIR EMISSIONS CERTIFICATION



### level® CERTIFICATION

BIFMA's e3 Furniture Sustainability Standard is a voluntary, multi-attribute standard that measures the degree of sustainability of furniture. This standard evaluates product and company environmental attributes and compliance systems in a wide range of elements which include Materials, Energy & Atmosphere, Human & Ecosystem Health and Social Responsibility. Aqua products have earned level®, BIFMA's sustainability certification program for furniture, certification through third-party verification against the e3 standard.



### AIR EMISSIONS

All Aqua products are supplied air-emissions certified. Contact customer service for information.

### FSC®

In 2005, Krug received Forest Stewardship Council® (FSC®) Chain-of-Custody certification for our manufacturing facilities. The FSC® Chain-of-Custody tracks certified wood from seedling to final sale. It signifies that the growth, harvesting and production of goods are entirely achieved through responsible forestry, which guarantees a healthy supply of forest resources for generations to come.

Architects, designers, and building professionals can specify FSC®-certified products in order to achieve a point from the US. Green Building Council's Leadership in Energy and Environmental Design (LEED) Rating System.



## AQUA | FEATURES & OPTIONS

### ARM STYLE

Four arm styles are available on Aqua - Armless, T-Arm, Height Adjustable T-Arm and Fixed Cantilever Arm.



**T-Arm** - A comfortable and supportive urethane pad, 10" in length by 3.5" wide, which can be field replaced if damaged, as can the entire arm.



**Height Adjustable T-Arm** - In addition to the same features as the T-Arm version, the arm pad has a 3-position rotation horizontally: center, left and right. The arm pad also adjusts forward and rearward in 5 positions, and is height-adjustable in 9 positions ranging over 4".



**Cantilever Arm** - The top surface of this arm has been proportioned to provide comfortable arm support, with a resting surface of 10" x 2".



### ARM WIDTH ADJUSTMENT

Width adjustment is a standard feature on Aqua arm styles. T-Arms, and Height Adjustable T-Arms, can be width adjusted, operated by the handwheel located under the seat. The T-Arms are width adjustable in a range of 1.5" per arm, or 3" per chair. Cantilever arms can be width adjusted with tools instead of a handwheel, with adjustment range of 1" per arm, or 2" per chair.



### MECHANISM OPTIONS

**Synchro-Tilt Mechanism** - There are 5 recline/lock positions, in addition to a full range of free-flowing movement. The forward position of the pivot point allows the back and seat to adjust in a 2:1 ratio synchronously, providing comfortable recline of the back with minimal incline of the seat.



**Swivel-Tilt Mechanism** - Provides excellent value, durability and simplicity: forward and backward tilt, tilt lock, and 360 degree swivel, as well as vertical adjustment - ideal for short-term use environments, such as meeting rooms, where numerous adjustability features may not be desirable or necessary. Aqua Stools are only available with a Swivel Mechanism.



**Seat-Slider Option** - Available on the Synchro-Tilt Mechanism, this offers a 2" range of forward and rearward adjustment of the seat, with a locking feature. The addition of the seat slider adds 1/2" to the height of the seat and arms.



### BASE STYLE

Aqua seating is available with Black five star base and black gas cylinder, or optional Polished Aluminum five star base and chrome cylinder for an upcharge of **\$28 list**. Both bases come standard with dual wheel black casters. Hard casters are the standard and soft wheel casters can be ordered for **\$44 list** per chair. Aqua bases are also available with a fixed height option for an upcharge of **\$28 list** per chair.



### JURY BASE

The Aqua series is available with a jury base. Jury base assembly consists of a black 9" diameter conical/cast base for permanently mounting a chair to the floor. Into the base is inserted a black pneumatic gas cylinder with self returning action from rotation, and self returning height feature when exiting the chair. Allows for full 360 degree rotation. Limited degrees of rotation are not available.



### MESH BACKS

Mesh Backs are made of breathable polyester elastomers, the Mesh Back has an ideal tension that provides comfortable lumbar and thoracic support for extended use and healthy sitting - enhanced further with the air circulation provided by the mesh's unique design, and an easy-to-clean surface. The mesh back is also replaceable. Mesh colors available:

- White • Warm Grey • Black • Sky • Clay • Neo • Sunset • Cardinal



### UPHOLSTERED BACKS

A unique construction with a mesh suspension core, combined with extensively-researched ergonomic curvature, gives the Aqua back a form-fitting comfort and a thin profile that is designed for healthy long-term sitting.

### BACK TENSION

Back tension on the mechanism is controlled with an adjustment knob under the seat. It has been designed to provide a range of back tension adjustment suitable for users of varying sizes and preferences.

### REPLACEABLE COMPONENTS

Aqua chairs are uniquely designed to allow virtually all major components to be field replaced, providing a very cost effective means to significantly extend the life of the product. Seats, backs, mechanisms, arms, base and casters are field replaceable. Pricing and model numbers can be viewed online at [www.krug.ca](http://www.krug.ca).

### OPTIONS

#### COMBINATION UPHOLSTERY

When combination upholstery is with upholstery of the same grade or COM, an upcharge for dual fabrics is **\$22 list** per unit. When graded in combination upholstery is selected, use the highest upholstery grade or contact customer service for a quote. Please provide the fabric specified and a description of where each fabric is to be applied on the product in order to obtain a quote.

#### CAL 133 & MOISTURE BARRIER

California Technical Bulletin 133 is a flammability test for seating. Krug offers a compliance method which, in combination with non-flammable upholstery covers, may enable the products to meet certification requirements for this test. This process at the same time also provides the products with a Moisture Barrier - a treatment that helps to prevent the passage of liquids and moisture to inside of upholstered components - thereby conferring sanitary and anti-infection benefits. So when CAL 133 is specified, the product also automatically has a Moisture Barrier, and when a Moisture Barrier is specified, the product also features the compliance method and low flammability features of CAL 133. CAL 133 and Moisture Barrier are available for an upcharge of **\$44 list** per yard.

The application of this upcharge and the compliance method does not mean that the specific configuration of product and upholstery cover are tested and officially certified as being CAL 133 compliant. If official certification is required, Krug will provide this (through an independent certified testing laboratory) at a charge of \$700 per item, plus the cost of the product to be tested. Lead time for certification testing is typically 4-8 weeks. Krug assumes no responsibility for the testing of our products in combination with upholstery covers, or for the results of any testing conducted. Some specific configurations of product and upholstery have already been tested. Please contact Customer Service for additional information.

## AQUA | DIMENSIONS & COM REQUIREMENTS

	Overall Width	Overall Depth	Overall Height	Seat Height min/max	Height of Arms from Floor	Width between Arms	Seat Depth	Shipping Weight	Cube	COM Yardage
<b>Standard Height</b>										
Mesh Back										
Armless	20	23	38.3	17.3-21.7	N/A	N/A	17.4	40	18	0.75
T-Arm	26.5	23	38.3	17.3-21.7	25.5-30	17-20	17.4	40	18	0.75
Height Adjustable T-Arm	26.5	23	38.3	17.3-21.7	25.5-30	17-20	17.4	40	18	0.75
Cantilever	25.8	23	38.3	17.3-21.7	25.5-30	21-23	17.4	40	18	0.75
Upholstered Back										
Armless	20	23	38.3	17.3-21.7	N/A	N/A	17.4	41	18	1.4
T-Arm	26.5	23	38.3	17.3-21.7	25.5-30	17-20	17.4	41	18	1.4
Height Adjustable T-Arm	26.5	23	38.3	17.3-21.7	25.5-30	17-20	17.4	41	18	1.4
Cantilever	25.8	23	38.3	17.3-21.7	25.5-30	21-23	17.4	41	18	1.4

### Stool Height

Mesh Back										
Armless	20	23	43.8	24-31	N/A	N/A	17.4	40	20	0.75
T-Arm	26.5	23	43.8	24-31	32.5-36.75	17-20	17.4	40	20	0.75
Height Adjustable T-Arm	26.5	23	43.8	24-31	32.5-36.75	17-20	17.4	40	20	0.75
Cantilever	25.8	23	43.8	24-31	32.5-36.75	21-23	17.4	40	20	0.75
Upholstered Back										
Armless	20	23	43.8	24-31	N/A	N/A	17.4	41	20	1.4
T-Arm	26.5	23	43.8	24-31	32.5-36.75	17-20	17.4	41	20	1.4
Height Adjustable T-Arm	26.5	23	43.8	24-31	32.5-36.75	17-20	17.4	41	20	1.4
Cantilever	25.8	23	43.8	24-31	32.5-36.75	21-23	17.4	41	20	1.4

### MULTIPLE YARDAGE REQUIREMENTS

	Yardage MESH BACK Seats Only	Yardage UPHOLSTERED BACK Back Only	Yardage UPHOLSTERED Full Chair
1 Chair	.75	.94	1.28
2 Chairs	.75	1.8	2.53
3 Chairs	1.5	2.74	3.81
4 Chairs	1.5	3.6	5.06

Height measurements of Aqua tilter and teller chairs are taken with the pneumatic lift in the lowest position and with a standard height range gas lift.

All dimensions are in inches and approximate and are subject to change without notice. Contact Customer Service if dimensions are critical.

The approval process is as follows:

1. A sample of the COM fabric must be provided to Krug Customer Service prior to or at time of order.
2. The sample will be reviewed and the customer advised if the fabric is unsuitable.
3. The COM fabric will be inspected when received at the factory to identify any further concerns with its suitability.

### Aqua Standard Height



Armless



Fixed T- Arms



Adjustable T - Arms







Cantilever Arms

### Aqua Stool Height



### WEIGHT CAPACITY:

Aqua has been tested to 300lbs.

DESCRIPTION/MODEL	COM		COL	FABRIC GRADES			LEATHER			
	1	2	3	4	5	6	7	8	9	
	Aqua Mesh Back, Armless with Swivel Tilt, 5 star base in black AQU1M03B	577	587	596	615	635	655	675	695	733
	Aqua Mesh Back, Armless with Synchro Tilt, 5 star base in black AQU1M01B	594	604	614	634	654	673	692	712	752
	Aqua Mesh Back, Armless with Synchro Tilt/Seat Slider, 5 star base in black AQU1M02B	627	637	647	667	687	706	725	745	785
	Aqua Mesh Back, T-Arm in black with Swivel Tilt, 5 star base in black AQU1M13B	679	688	698	718	738	757	777	796	836
	Aqua Mesh Back, T-Arm in black with Synchro Tilt, 5 star base in black AQU1M11B	697	707	717	735	755	775	795	815	853
	Aqua Mesh Back, T-Arm in black, with Synchro Tilt/Seat Slider, 5 star base in black AQU1M12B	730	740	750	768	788	808	828	848	886
	Aqua Mesh Back, Height Adjustable T-Arm in black with Swivel Tilt, 5 star base in black AQU1M23B	711	721	731	751	771	789	809	829	869
	Aqua Mesh Back, Height Adjustable T-Arm in black, with Synchro Tilt, 5 star base in black AQU1M21B	729	739	749	768	788	808	828	847	886
	Aqua Mesh Back, Height Adjustable T-Arm in black with Synchro Tilt/Seat Slider, 5 star base in black AQU1M22B	762	772	782	802	821	841	861	880	919
	Aqua Mesh Back, Cantilever Arm in black with Swivel Tilt, 5 star base in black AQU1M33B	620	630	639	658	678	698	718	738	776
	Aqua Mesh Back, Cantilever Arm in black, with Synchro Tilt, 5 star base in black AQU1M31B	637	647	657	677	697	716	735	755	795
	Aqua Mesh Back, Cantilever Arm in black with Synchro Tilt/Seat Slider, 5 star base in black AQU1M32B	670	680	690	710	730	749	768	788	828

## ORDERING NOTES

For jury base version, please add a 'J' for the base style at the end of the model number and add **\$53 list**.

For Polished Aluminum base please change the last letter in the model number from "B" to a "C" and add **\$28 list**.

Hard casters are the standard and **soft wheel casters** can be ordered for **\$44 list** per chair.

Mesh Colors available are listed on page 21.



Armless



T-Arm



Height Adjustable  
T-Arm











Cantilever

## PRODUCT CODE KEY

Line	Series	Back Style	Arm Style	Mechanism	Base Style
AQU	1	M	0	1	B
Aqua	Management, Task & Conference Seating	Mesh Back	Armless	Synchro Tilt	Black (5 Star Base)
		U	1	2	J
		Upholstered	T-Arm	Synchro Tilt/ Seat Slider	(Jury Base)
			2	3	C
			Height Adjustable T-Arm	Swivel Tilt	Polished Aluminum
			3		
			Cantilever		

AQUA | UPHOLSTERED BACK

DESCRIPTION/MODEL	COM		COL		FABRIC GRADES		LEATHER		9	
	1	2	3	4	5	6	7	8		
	Aqua Upholstered Back, Armless with Swivel Tilt, 5 star base in black									
	AQU1U03B	658	692	727	796	864	933	1002	1071	1208
	Aqua Upholstered Back, Armless with Synchro Tilt, 5 star base in black									
AQU1U01B	676	710	745	814	882	951	1020	1088	1226	
	Aqua Upholstered Back, Armless with Synchro Tilt/Seat Slider, 5 star base in black									
	AQU1U02B	709	743	778	847	915	985	1053	1121	1259
	Aqua Upholstered Back, T-Arm in black, with Swivel Tilt, 5 star base in black									
	AQU1U13B	761	795	829	897	967	1035	1105	1173	1311
	Aqua Upholstered Back, T-Arm in black, with Synchro Tilt, 5 star base in black									
AQU1U11B	778	813	847	916	985	1054	1122	1191	1329	
	Aqua Upholstered Back, T-Arm in black, with Synchro Tilt/Seat Slider, 5 star base in black									
	AQU1U12B	811	846	880	949	1018	1087	1155	1224	1362
	Aqua Upholstered Back, Height Adjustable T-Arm in black with Swivel Tilt, 5 star base in black									
	AQU1U23B	793	827	862	931	999	1068	1117	1206	1343
	Aqua Upholstered Back, Height Adjustable T-Arm in black with Synchro Tilt, 5 star base in black									
AQU1U21B	811	846	880	948	1018	1086	1155	1224	1362	
	Aqua Upholstered Back, Height Adjustable T-Arm in black, with Synchro Tilt/Seat Slider, 5 star base in black									
	AQU1U22B	845	879	913	981	1051	1119	1188	1257	1395
	Aqua Upholstered Back, Cantilever Arm in black with Swivel Tilt, 5 star base in black									
	AQU1U33B	701	735	770	839	907	976	1045	1114	1251
	Aqua Upholstered Back, Cantilever Arm in black with Synchro Tilt, 5 star base in black									
AQU1U31B	719	753	788	857	925	994	1063	1131	1269	
	Aqua Upholstered Back, Cantilever Arm in black, with Synchro Tilt/Seat Slider, 5 star base in black									
	AQU1U32B	752	786	821	890	958	1028	1096	1164	1302

ORDERING NOTES

For jury base version, please add a 'J' for the base style at the end of the model number and add **\$53 list**.

For Polished Aluminum base please change the last letter in the model number from "B" to a "C" and add **\$28 list**.

Hard casters are the standard and **soft wheel casters** can be ordered for **\$44 list** per chair.



Armless



T-Arm



Height Adjustable  
T-Arm













Cantilever

PRODUCT CODE KEY

Line	Series	Back Style	Arm Style	Mechanism	Base Style
AQU Aqua	1 Management, Task & Conference Seating	M Mesh Back	0 Armless	1 Synchro Tilt	B Black (5 Star Base)
		U Upholstered	1 T-Arm	2 Synchro Tilt/ Seat Slider	J (Jury Base)
			2 Height Adjustable T-Arm	3 Swivel Tilt	C Polished Aluminum
			3 Cantilever		



# AQUA STOOL | MESH BACK

DESCRIPTION/MODEL		COM 1	2	COL 3	FABRIC GRADES			LEATHER 8	9
					4	5	6	7	
		Aqua Stool Mesh Back, Armless, 5 star in black with glides or casters							
		AQT1M0G (glides)							
		AQT1M0B (casters)							
		Aqua Stool Mesh Back, T-Arm in black, with 5 star base in black with glides or casters							
		AQT1M1G (glides)							
		AQT1M1B (casters)							
		Aqua Stool Mesh Back, Height Adjustable T-Arm in black, 5 star base in black with glides or casters							
		AQT1M2G (glides)							
		AQT1M2B (casters)							
		Aqua Stool Mesh Back, Cantilever Arm in black, 5 star base in black with glides or casters							
		AQT1M3G (glides)							
		AQT1M3B (casters)							
		Aqua Stool Mesh Back, Cantilever Arm in black, 5 star base in black with glides or casters							
		AQT1U3G (glides)							
		AQT1U3B (casters)							

## ORDERING NOTES

Hard casters are the standard and **soft wheel casters** can be ordered for **\$44 list** per chair.

Mesh Colors available are listed on page 21.

Aqua Stools are only available with a Swivel Mechanism.

## PRODUCT CODE KEY

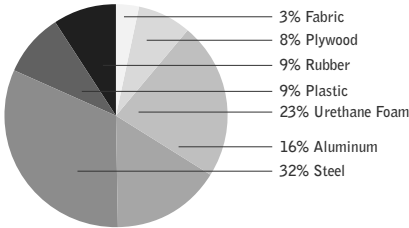
Line	Series	Back Style	Arm Style	Base Style
<b>AQU</b>	<b>1</b>	<b>M</b>	<b>0</b>	<b>B</b>
Aqua	Management, Task & Conference Seating	Mesh Back	Armless	Black (Casters)
		<b>U</b>	<b>1</b>	<b>G</b>
		Upholstered	T-Arm	(Glides)
			<b>2</b>	<b>C</b>
			Height Adjustable T-Arm	Polished Aluminum
			<b>3</b>	
			Cantilever	



DORSO E-LINE



MATERIAL CONTENT:



PRE-CONSUMER  
RECYCLED CONTENT = 17.95%

POST-CONSUMER  
RECYCLED CONTENT = 17.72%

Up to 61.36% of Dorso E product is recyclable at the end of its useful life.

CONTRIBUTES TO		
CREDIT 2.1 - 2.2	Construction Waste Management	1-2 point(s)
CREDIT 3.3	Resource Reuse	1 point
CREDIT 4.1	Recycled Content	1 point
CREDIT 4.2	Recycled Content	1 point
CREDIT 4.5	Low Emitting Materials, Systems & Seating	1 point
CREDIT 5.1	Regional Materials*	1 point
CREDIT 7	Certified Wood (MUST BE REQUESTED)	1 point(s)

\*This credit is only applicable if in total 20% of the combined value of the procurement of construction materials and in the furniture are manufactured within a radius of 500 miles. This credit will apply if the installation of the finished product occurs within 500 miles of Kitchener, Ontario.

level® CERTIFICATION & AIR EMISSIONS CERTIFICATION



**level® CERTIFICATION**  
BIFMA's e3 Furniture Sustainability Standard is a voluntary, multi-attribute standard that measures the degree of sustainability of furniture. This standard evaluates product and company environmental attributes and compliance systems in a wide range of elements which include Materials, Energy & Atmosphere, Human & Ecosystem Health and Social Responsibility. Dorso products have earned level®, BIFMA's sustainability certification program for furniture, certification through third-party verification against the e3 standard.



The mark of responsible forestry

**AIR EMISSIONS**  
All Dorso products are supplied air-emissions certified. Contact customer service for information.

**FSC®**  
In 2005, Krug received Forest Stewardship Council® (FSC®) Chain-of-Custody certification for our manufacturing facilities. The FSC® Chain-of-Custody tracks certified wood from seedling to final sale. It signifies that the growth, harvesting and production of goods are entirely achieved through responsible forestry, which guarantees a healthy supply of forest resources for generations to come.

Architects, designers, and building professionals can specify FSC®-certified products in order to achieve a point from the US. Green Building Council's Leadership in Energy and Environmental Design (LEED) Rating System.





### ARM STYLES

Optional fixed cantilever or an adjustable black arm constructed of die cast metal with textured plastic arm pads. The adjustable arms feature seven height adjustment positions, with a total adjustment range of 2.75". All Dorso models are also available in armless versions.

### E-LINE

Fixed cantilever and adjustable arms are available in Black, Silver Metallic or Polished Chrome accent finishes to match metal base. The fixed arm is also available in black textured plastic and upholstered fabric/leather version.

### T-LINE

Fixed cantilever and adjustable arms are available in black textured plastic.



### BASE STYLES

#### E-LINE & T-LINE

Dorso seating features optional Silver Metallic, polished Chrome or Black finish and dual wheel casters.



### DORSO CONTROLS

All Dorso E-Line and T-Line come with synchro tilt mechanism. The tilt adjustment range offers five recline-lock positions, as well as free flowing movement. The forward pivot mechanism allows the back and the seat to articulate synchronously in a 2:1 ratio, so that upward tilt of the seat is minimized as the back reclines.

### SEAT HEIGHT

In the seated position, a pull upwards on the height adjustment lever located under the seat of the user's right side adjusts the height up or down with a total height range of 4.5".

### BACK TENSION

Back tension on the mechanism is controlled with an adjustment knob under the seat. It has been designed to provide a range of back tension adjustment suitable for users of varying sizes and preferences.

### SEAT SLIDER

All Dorso tilters are available with an optional seat slider mechanism featuring a 2" range of adjustment front to back when seated. The lever to activate this feature is located under the seat of the user's right side and is activated by an upward pull of the lever.



### BACK HEIGHT

Back height adjustment is an option on Dorso E & T Line. It offers an adjustment range of 11 positions, over a 2" range of movement. Back height adjustment is operated while in the seated position, by placing the right hand on the right bottom of the chair back, and the left hand on the left bottom of the chair back. The back is lifted and clicked into the desired height. Raising the back to the highest position releases the back height lock so it can be lowered.

## DORSO E-LINE | DIMENSIONS & COM REQUIREMENTS

Dorso E features a generous seat & back that provides unparalleled comfort and support.

Model Number		Overall Width	Overall Depth	Overall Height	Seat Height Min/Max	Height of Arms from Floor	Width between Arms	Height Range	Seat Depth	Shipping Weight	Cube	COM Yardage
DEC1-HB/DES1-HB	Fixed	25.25	25	50	17.5-22.125	25.6875-30.25	21	47-52	18	44	19	2.2
DEB1-HB	Fixed Upholstered	25.5	25	50	17.5-22.125	25.6875-30.25	20.5	47-52	18	44	19	2.2
	Adjustable	25.5	25	50	17.5-22.125	26-34	21	47-52	18	44	19	2.2
	Armless	20.5	25	50	17.5-22.125	N/A	N/A	47-52	18	40	19	2.2
DEC1-MB/DES1-MB	Fixed	25.25	25	43	17.5-22.125	25.6875-30.25	21	40-45	18	41	16	2
DEB1-MB	Fixed Upholstered	25.5	25	43	17.5-22.125	25.6875-30.25	20.5	40-45	18	41	16	2
	Adjustable	25.5	25	43	17.5-22.125	26-34	21	40-45	18	41	16	2
	Armless	20.5	25	43	17.5-22.125	N/A	N/A	40-45	18	37	16	2

### DORSO | E-LINE



**Note:** Some vinyls, leathers and upholsteries are not suitable for application on Dorso E seating. For vinyls, please submit a sample to Customer Service for pre-approval process at time of order.

**The pre-approval process is as follows:**

1. A sample of the COM must be provided to Krug Customer Service prior to or at time of order.
2. The sample will be reviewed and the customer advised if the fabric is unsuitable.
3. The COM fabric or leather itself will be inspected when received at the factory, to identify and further concerns with its suitability.

#### ORDERING NOTES:

Height measurements of Dorso E are taken with the pneumatic lift in the lowest position. All dimensions are in inches and approximate and are subject to change without notice. Contact Customer Service if dimensions are critical.

## DORSO T-LINE | DIMENSIONS & COM REQUIREMENTS

Dorso T - a strikingly modern chair design, provides a level of long term sitting comfort and support.

Model Number		Overall Width	Overall Depth	Overall Height	Seat Height Min/Max	Height of Arms from Floor	Width between Arms	Height Range	Seat Depth	Shipping Weight	Cube	COM Yardage
DTC1-HB/DTS1-HB/	Fixed	25.25	24	49	16.75-21.375	27.5-30.25	20	46-51	18	44	19	2
	Adjustable	25.5	24	49	16.75-21.375	26-34	20	46-51	18	44	19	2
	Armless	20.5	24	49	16.75-21.375	N/A	N/A	46-51	18	40	19	2
DTB1-HB	Fixed	25.25	24	49	16.75-21.375	27.5-30.25	20	46-51	18	44	19	2
	Adjustable	25.5	24	49	16.75-21.375	26-34	20	46-51	18	44	19	2
	Armless	20.5	24	49	16.75-21.375	N/A	N/A	46-51	18	37	19	2
DTC1-MB/DTS1-MB	Fixed	25.25	24	42	16.75-21.375	27.5-30.25	20	39-44	18	41	16	1.8
DTB1-MB	Adjustable	25.5	24	42	16.75-21.375	26-34	20	39-44	18	41	16	1.8
	Armless	20.5	24	49	16.75-21.375	N/A	N/A	39-44	18	37	16	1.8

### DORSO | T-LINE



**Note:** Some vinyls, leathers and upholsteries are not suitable for application on Dorso T seating. For vinyls, please submit a sample to Customer Service for pre-approval process at time of order.





**The pre-approval process is as follows:**

1. A sample of the COM must be provided to Krug Customer Service prior to or at time of order.
2. The sample will be reviewed and the customer advised if the fabric is unsuitable.
3. The COM fabric or leather itself will be inspected when received at the factory, to identify and further concerns with its suitability.

#### OPTIONS

Height measurements of Dorso T are taken with the pneumatic lift in the lowest position. All dimensions are in inches and approximate and are subject to change without notice. Contact Customer Service if dimensions are critical.

## DORSO E-LINE | MID BACK

DESCRIPTION/MODEL	COM	COL		FABRIC GRADES			LEATHER				
	1	2	3	4	5	6	7	8	9		
	Fixed Back; Fixed Arms - Synchro										
	DEC1-M111C	1003	1050	1095	1155	1226	1304	1401	1506	1623	
	DES1-M111S	959	1003	1848	1107	1179	1265	1355	1460	1575	
	DEB1-M111B	838	882	927	986	1057	1043	1234	1338	1454	
	Fixed Back; Fixed Arms - Synchro/Seat Slider										
	DEC1-M112C	1058	1105	1150	1211	1281	1359	1456	1561	1678	
	DES1-M112S	1014	1058	1104	1162	1234	1320	1410	1515	1631	
	DEB1-M112B	893	937	982	1041	1112	1198	1289	1394	1509	
		Fixed Back; Adjustable Arms - Synchro									
DEC1-M121C		1147	1191	1237	1297	1368	1445	1542	1647	1765	
DES1-M121S		1069	1118	1162	1220	1292	1369	1467	1572	1689	
DEB1-M121B		948	992	1037	1096	1168	1254	1344	1449	1564	
Fixed Back; Adjustable Arms - Synchro/Seat Slider											
DEC1-M122C		1202	1246	1292	1352	1423	1501	1598	1702	1820	
DES1-M122S		1125	1173	1217	1276	1347	1424	1523	1627	1744	
DEB1-M122B		1003	1047	1093	1151	1223	1309	1399	1504	1620	
		Fixed Back; Fixed Arms (Leather/Fabric Pad) - Synchro									
	DEC1-M131C	1158	1209	1260	1326	1402	1486	1589	1709	1826	
	DES1-M131S	1114	1163	1214	1278	1355	1446	1542	1663	1778	
	Fixed Back; Fixed Arms (Leather/Fabric Pad) - Synchro/Seat Slider										
	DEC1-M132C	1213	1265	1315	1381	1458	1541	1644	1764	1881	
	DES1-M132S	1169	1218	1269	1333	1410	1502	1653	1718	1833	
		Fixed Back; Armless - Synchro									
		DEC1-M101C	937	983	1029	1087	1159	1245	1335	1440	1557
		DES1-M101S	849	894	940	998	1071	1154	1245	1351	1466
DEB1-M101B		799	845	891	948	1021	1105	1195	1301	1417	
Fixed Back; Armless - Synchro/Seat Slider											
DEC1-M102C		992	1039	1084	1142	1214	1300	1390	1495	1612	
DES1-M102S		904	949	996	1053	1126	1209	1300	1406	1521	
DEB1-M102B		854	900	946	1003	1076	1160	1250	1356	1472	

### Each chair features the Synchro Tilt mechanism

\*The finish applies to exposed metal elements specified for the chair: chair base, fixed and adjustable arm accents.





### ORDERING NOTES

The upholstered cantilever arm is available for use with leather and upholstery in the polished chrome and silver metal arm only.

### PRODUCT CODE KEY

Line	Series	Back Style	Back Adjustment	Arm Style	Mechanism	Base
DEC	1	M	1	0	1	C
Dorso E-Line (Polished Chrome)	Management, Task & Conference Seating	Mid Back	Fixed	Armless	Synchro	Chrome Base
DES		H	2	1	2	S
Dorso E-Line (Silver Metallic)		High Back	Adjustable	Fixed Cantilever	Synchro/ Seat Slider	Silver Metallic Base
DEB				2		B
Dorso E-Line (Black)				Adjustable		Black Base
				3		
				Fixed Cantilever (Upholstered)		

# DORSO E-LINE | MID BACK

DESCRIPTION/MODEL		COM	COL		FABRIC GRADES			LEATHER			
		1	2	3	4	5	6	7	8	9	
	Adjustable Back; Fixed Arms - Synchro										
	DEC1-M211C	1025	1072	1117	1177	1248	1326	1423	1528	1645	
	DES1-M211S	981	1025	1071	1129	1201	1287	1377	1482	1598	
	DEB1-M211B	860	904	949	1008	1079	1165	1256	1360	1476	
	Adjustable Back; Fixed Arms - Synchro/Seat Slider										
	DEC1-M212C	1080	1127	1172	1233	1303	1381	1478	1583	1700	
	DES1-M212S	1036	1080	1126	1184	1256	1342	1432	1537	1653	
	DEB1-M212B	915	959	1004	1063	1134	1220	1311	1416	1531	
	Adjustable Back; Adjustable Arms - Synchro										
	DEC1-M221C	1169	1213	1259	1319	1390	1467	1564	1669	1787	
	DES1-M221S	1091	1140	1184	1243	1314	1391	1489	1594	1711	
	DEB1-M221B	970	1014	1060	1118	1190	1276	1366	1471	1586	
	Adjustable Back; Adjustable Arms - Synchro/Seat Slider										
	DEC1-M222C	1224	1268	1314	1374	1445	1523	1620	1724	1842	
	DES1-M222S	1147	1195	1239	1298	1369	1446	1545	1649	1766	
	DEB1-M222B	1025	1069	1115	1173	1245	1331	1421	1526	1642	
	Adjustable Back; Fixed Arms (Leather/Fabric Pad) - Synchro										
	DEC1-M231C	1180	1231	1282	1348	1424	1508	1611	1731	1848	
	DES1-M231S	1136	1185	1236	1300	1377	1469	1564	1685	1800	
	Adjustable Back; Fixed Arms (Leather/Fabric Pad) - Synchro/Seat Slider										
	DEC1-M232C	1235	1287	1337	1403	1480	1563	1666	1786	1903	
	DES1-M232S	1191	1240	1291	1355	1432	1524	1620	1740	1856	
		Adjustable Back; Armless - Synchro									
		DEC1-M201C	959	1005	1051	1109	1181	1267	1357	1462	1579
DES1-M201S		871	916	962	1020	1093	1176	1267	1373	1488	
DEB1-M201B		821	867	913	970	1043	1127	1217	1323	1439	
Adjustable Back; Armless - Synchro/Seat Slider											
DEC1-M202C		1014	1061	1106	1164	1236	1322	1412	1517	1634	
DES1-M202S		926	971	1018	1075	1148	1231	1322	1428	1544	
DEB1-M202B		876	922	968	1025	1098	1182	1272	1378	1494	

## Each chair features the Synchro Tilt mechanism

\*The finish applies to exposed metal elements specified for the chair: chair base, fixed and adjustable arm accents.

## ORDERING NOTES




The upholstered cantilever arm is available for use with leather and upholstery in the polished chrome and silver metal arm only.

Optional soft wheel casters are available at an upcharge of **\$44 list**.

## PRODUCT CODE KEY

Line	Series	Back Style	Back Adjustment	Arm Style	Mechanism	Base
<b>DEC</b> Dorso E-Line (Polished Chrome)	<b>1</b> Management, Task & Conference Seating	<b>M</b> Mid Back	<b>1</b> Fixed	<b>0</b> Armless	<b>1</b> Synchro	<b>C</b> Chrome Base
<b>DES</b> Dorso E-Line (Silver Metallic)		<b>H</b> High Back	<b>2</b> Adjustable	<b>1</b> Fixed Cantilever	<b>2</b> Synchro/ Seat Slider	<b>S</b> Silver Metallic Base
<b>DEB</b> Dorso E-Line (Black)				<b>2</b> Adjustable		<b>B</b> Black Base
				<b>3</b> Fixed Cantilever (Upholstered)		

## DORSO E-LINE | HIGH BACK

DESCRIPTION/MODEL	COM		COL	FABRIC GRADES			LEATHER			
	1	2	3	4	5	6	7	8	9	
	Fixed Back; Fixed Arms - Synchro									
	DEC1-H111C	1036	1094	1154	1233	1324	1435	1566	1714	1876
	DES1-H111S	992	1048	1109	1187	1278	1388	1520	1668	1831
	DEB1-H111B	860	916	977	1055	1145	1256	1388	1536	1699
	Fixed Back; Fixed Arms - Synchro/Seat Slider									
	DEC1-H112C	1091	1149	1209	1288	1379	1491	1621	1770	1932
	DES1-H112S	1047	1104	1164	1243	1333	1443	1575	1723	1886
DEB1-H112B	915	971	1032	1110	1201	1311	1443	1591	1754	
	Fixed Back; Adjustable Arms - Synchro									
	DEC1-H121C	1180	1237	1297	1376	1466	1577	1707	1850	2020
	DES1-H121S	1136	1194	1254	1330	1422	1531	1661	1807	1976
	DEB1-H121B	1003	1062	1121	1197	1290	1399	1529	1675	1843
	Fixed Back; Adjustable Arms - Synchro/Seat Slider									
	DEC1-H122C	1235	1292	1352	1431	1521	1632	1762	1905	2075
	DES1-H122S	1191	1249	1309	1385	1477	1586	1717	1862	2031
DEB1-H122B	1058	1117	1176	1252	1345	1454	1584	1730	1899	
	Fixed Back; Fixed Arms (Leather/Fabric Pad) - Synchro									
	DEC1-H131C	1191	1252	1320	1403	1501	1617	1753	1917	2079
	DES1-H131S	1147	1208	1274	1358	1454	1570	1708	1871	2034
	Fixed Back; Fixed Arms (Leather/Fabric Pad) - Synchro/Seat Slider									
	DEC1-H132C	1246	1308	1375	1459	1556	1672	1808	1972	2134
	DES1-H132S	1202	1263	1330	1413	1509	1625	1763	1926	2089

### Each chair features the Synchro Tilt mechanism

\*The finish applies to exposed metal elements specified for the chair: chair base, fixed and adjustable arm accents.

### ORDERING NOTES

The upholstered cantilever arm is available for use with leather and upholstery in the polished chrome and silver metal arm only.




Optional soft wheel casters are available at an upcharge of **\$44 list.**

### PRODUCT CODE KEY

Line	Series	Back Style	Back Adjustment	Back Details	Arm Style	Base
DEC Dorso E-Line (Polished Chrome)	1 Management, Task & Conference Seating	M Mid Back	1 Fixed	0 Armless	1 Synchro	C Chrome Base
DES Dorso E-Line (Silver Metallic)		H High Back	2 Adjustable	1 Fixed Cantilever	2 Synchro/ Seat Slider	S Silver Metallic Base
DEB Dorso E-Line (Black)				2 Adjustable		B Black Base
				3 Fixed Cantilever (Upholstered)		



## DORSO E-LINE | HIGH BACK

DESCRIPTION/MODEL	COM	COL		FABRIC GRADES			LEATHER			
	1	2	3	4	5	6	7	8	9	
	Adjustable Back; Fixed Arms - Synchro									
	DEC1-H211C	1058	1116	1176	1255	1346	1458	1588	1736	1899
	DES1-H211S	1014	1071	1131	1209	1300	1410	1542	1690	1853
	DEB1-H211B	882	938	999	1077	1168	1278	1410	1558	1721
	Adjustable Back; Fixed Arms - Synchro/Seat Slider									
	DEC1-H212C	1114	1171	1231	1310	1401	1513	1643	1792	1954
	DES1-H212S	1069	1126	1186	1265	1355	1465	1598	1745	1908
	DEB1-H212B	937	993	1054	1132	1223	1333	1465	1613	1776
		Adjustable Back; Adjustable Arms - Synchro								
DEC1-H221C		1202	1259	1319	1398	1488	1599	1729	1872	2042
DES1-H221S		1158	1216	1276	1352	1444	1553	1684	1829	1998
DEB1-H221B		1025	1084	1143	1219	1312	1421	1551	1697	1865
Adjustable Back; Adjustable Arms - Synchro/Seat Slider										
DEC1-H222C		1257	1314	1374	1453	1544	1654	1784	1927	2097
DES1-H222S		1213	1271	1331	1407	1499	1609	1739	1884	2053
DEB1-H222B		1080	1139	1198	1274	1367	1476	1606	1752	1921
		Adjustable Back; Fixed Arms (Leather/Fabric Pad) - Synchro								
	DEC1-H231C	1213	1276	1342	1426	1523	1639	1775	1939	2101
	DES1-H231S	1169	1230	1297	1380	1476	1592	1730	1893	2056
	Adjustable Back; Fixed Arms (Leather/Fabric Pad) - Synchro/Seat Slider									
	DEC1-H232C									
	DES1-H232S	1268	1331	1397	1481	1578	1695	1830	1994	2156
		1224	1286	1352	1435	1531	1647	1785	1948	2111

### Each chair features the Synchro Tilt mechanism

\*The finish applies to exposed metal elements specified for the chair: chair base, fixed and adjustable arm accents.

### ORDERING NOTES

The upholstered cantilever arm is available for use with leather and upholstery in the polished chrome and silver metal arm only.

Optional soft wheel casters are available at an upcharge of **\$44 list**.

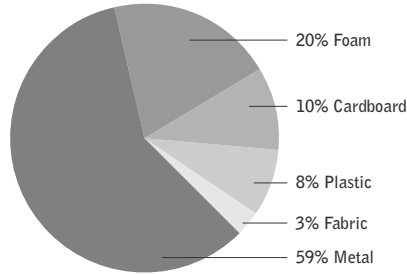
### PRODUCT CODE KEY

Line	Series	Back Style	Back Adjustment	Arm Style	Mechanism	Base
<b>DEC</b> Dorso E-Line (Polished Chrome)	<b>1</b> Management, Task & Conference Seating	<b>M</b> Mid Back	<b>1</b> Fixed	<b>0</b> Armless	<b>1</b> Synchro	<b>C</b> Chrome Base
<b>DES</b> Dorso E-Line (Silver Metallic)		<b>H</b> High Back	<b>2</b> Adjustable	<b>1</b> Fixed Cantilever	<b>2</b> Synchro/ Seat Slider	<b>S</b> Silver Metallic Base
<b>DEB</b> Dorso E-Line (Black)				<b>2</b> Adjustable		<b>B</b> Black Base
				<b>3</b> Fixed Cantilever (Upholstered)		

## DORSO T-LINE



### MATERIAL CONTENT:



PRE-CONSUMER  
RECYCLED CONTENT = 7.91%

POST-CONSUMER  
RECYCLED CONTENT = 18.91%

Up to 63.75% of this Dorso T product is recyclable at the end of its useful life.

### CONTRIBUTES TO

CREDIT 2.1 - 2.2	Construction Waste Management	1-2 point(s)
CREDIT 3.3	Resource Reuse	1 point
CREDIT 4.1	Recycled Content	1 point
CREDIT 4.2	Recycled Content	1 point
CREDIT 4.5	Low Emitting Materials, Systems & Seating	1 point
CREDIT 5.1	Regional Materials*	1 point

\*This credit is only applicable if in total 20% of the combined value of the procurement of construction materials and in the furniture are manufactured within a radius of 500 miles. This credit will apply if the installation of the finished product occurs within 500 miles of Kitchener, Ontario.

## level® CERTIFICATION & AIR EMISSIONS CERTIFICATION



### level® CERTIFICATION




BIFMA's e3 Furniture Sustainability Standard is a voluntary, multi-attribute standard that measures the degree of sustainability of furniture. This standard evaluates product and company environmental attributes and compliance systems in a wide range of elements which include Materials, Energy & Atmosphere, Human & Ecosystem Health and Social Responsibility. Dorso products have earned level®, BIFMA's sustainability certification program for furniture, certification through third-party verification against the e3 standard.



### AIR EMISSIONS

All Dorso products are supplied air-emissions certified. Contact customer service for information.

## DORSO T-LINE | MID BACK

DESCRIPTION/MODEL	COM		COL	FABRIC GRADES			LEATHER			
	1	2	3	4	5	6	7	8	9	
	Fixed Back; Fixed Arms - Synchro									
	DTC1-M111C	923	966	1008	1063	1128	1200	1289	1386	1493
	DTS1-M111S	882	923	965	1019	1084	1163	1247	1343	1450
	DTB1-M111B	771	811	853	906	972	1052	1134	1231	1337
	Fixed Back; Fixed Arms - Synchro/Seat Slider									
	DTC1-M112C	978	1021	1063	1118	1183	1255	1344	1441	1548
	DTS1-M112S	937	978	1020	1074	1139	1218	1302	1398	1505
	DTB1-M112B	826	867	908	961	1028	1107	1190	1287	1392
		Fixed Back; Adjustable Arms - Synchro								
DTC1-M121C		1055	1096	1138	1193	1259	1330	1419	1515	1624
DTS1-M121S		983	1029	1069	1122	1188	1260	1351	1446	1553
DTB1-M121B		872	913	955	1008	1074	1153	1236	1333	1439
Fixed Back; Adjustable Arms - Synchro/Seat Slider										
DTC1-M122C		1110	1151	1193	1248	1314	1385	1474	1570	1679
DTS1-M122S		1039	1084	1125	1177	1244	1315	1406	1502	1609
DTB1-M122B		927	968	1010	1063	1129	1208	1291	1388	1494
		Fixed Back; Armless - Synchro								
	DTC1-M101C	862	905	946	1000	1066	1145	1228	1325	1432
	DTS1-M101S	781	822	865	918	985	1062	1145	1243	1349
	DTB1-M101B	735	777	819	872	939	1017	1099	1197	1303
	Fixed Back; Armless - Synchro/Seat Slider									
	DTC1-M102C	917	960	1001	1055	1121	1201	1283	1380	1477
	DTS1-M102S	836	878	921	974	1040	1117	1201	1298	1405
	DTB1-M102B	790	832	874	927	994	1072	1154	1252	1358

### Each chair features the Synchro Tilt mechanism

\*The finish applies to exposed metal elements specified for the chair: chair base, fixed and adjustable arm accents.

### ORDERING NOTES




Dorso T-Line versions are available without back metal accent detail. Please contact Customer Service for ordering information.

Optional soft wheel casters are available at an upcharge of **\$44 list**. See page 27 for features and options.

### PRODUCT CODE KEY

Line	Series	Back Style	Back Adjustment	Arm Style	Mechanism	Base
<b>DTC</b> Dorso T-Line (Polished Chrome)	<b>1</b> Management, Task & Conference Seating	<b>M</b> Mid Back	<b>1</b> Fixed	<b>0</b> Armless	<b>1</b> Synchro	<b>C</b> Chrome Base
<b>DTS</b> Dorso T-Line (Silver Metallic)		<b>H</b> High Back	<b>2</b> Adjustable	<b>1</b> Fixed Cantilever	<b>2</b> Synchro/ Seat Slider	<b>S</b> Silver Metallic Base
<b>DTB</b> Dorso T-Line (Black)				<b>2</b> Adjustable		<b>B</b> Black Base

## DORSO T-LINE | MID BACK

DESCRIPTION/MODEL	COM	COL		FABRIC GRADES			LEATHER			
	1	2	3	4	5	6	7	8	9	
	Adjustable Back; Fixed Arms - Synchro									
	DTC1-M211C	944	986	1028	1084	1148	1220	1310	1406	1514
	DTS1-M211S	903	944	985	1039	1105	1184	1267	1363	1470
	DTB1-M211B	792	831	873	927	993	1072	1155	1251	1358
	Adjustable Back; Fixed Arms - Synchro/Seat Slider									
	DTC1-M212C	999	1041	1083	1139	1203	1276	1365	1461	1569
	DTS1-M212S	958	999	1040	1094	1160	1239	1322	1418	1525
	DTB1-M212B	847	886	928	982	1048	1127	1211	1306	1413
	Adjustable Back; Adjustable Arms - Synchro									
	DTC1-M221C	1075	1116	1159	1213	1279	1351	1439	1536	1644
	DTS1-M221S	1004	1048	1089	1143	1209	1280	1370	1466	1574
	DTB1-M221B	893	933	975	1029	1095	1173	1257	1353	1460
	Adjustable Back; Adjustable Arms - Synchro/Seat Slider									
	DTC1-M222C	1130	1171	1214	1268	1334	1406	1494	1591	1699
	DTS1-M222S	1060	1104	1144	1198	1265	1335	1426	1521	1629
	DTB1-M222B	948	988	1030	1084	1150	1228	1312	1408	1515
	Adjustable Back; Armless - Synchro									
	DTC1-M201C	884	927	968	1022	1088	1168	1250	1347	1454
	DTS1-M201S	803	845	888	940	1007	1084	1168	1265	1372
	DTB1-M201B	757	799	841	894	961	1039	1121	1219	1325
	Adjustable Back; Armless - Synchro/Seat Slider									
	DTC1-M202C	939	982	1023	1077	1143	1223	1305	1402	1519
	DTS1-M202S	858	900	943	996	1062	1139	1223	1320	1427
	DTB1-M202B	813	854	896	949	1017	1094	1176	1274	1380

### Each chair features the Synchro Tilt mechanism

\*The finish applies to exposed metal elements specified for the chair: chair base, fixed and adjustable arm accents.




### ORDERING NOTES

Dorso T-Line versions are available without back metal accent detail. Please contact Customer Service for ordering information. Optional soft wheel casters are available at an upcharge of **\$44 list**. See page 27 for features and options.

### PRODUCT CODE KEY

Line	Series	Back Style	Back Adjustment	Arm Style	Mechanism	Base
<b>DTC</b> Dorso T-Line (Polished Chrome)	<b>1</b> Management, Task & Conference Seating	<b>M</b> Mid Back	<b>1</b> Fixed	<b>0</b> Armless	<b>1</b> Synchro	<b>C</b> Chrome Base
<b>DTS</b> Dorso T-Line (Silver Metallic)		<b>H</b> High Back	<b>2</b> Adjustable	<b>1</b> Fixed Cantilever	<b>2</b> Synchro/ Seat Slider	<b>S</b> Silver Metallic Base
<b>DTB</b> Dorso T-Line (Black)				<b>2</b> Adjustable		<b>B</b> Black Base

# DORSO T-LINE | HIGH BACK

DESCRIPTION/MODEL		COM	COL		FABRIC GRADES			LEATHER		
		1	2	3	4	5	6	7	8	9
	Fixed Back; Fixed Arms - Synchro									
	DTC1-H111C	954	1007	1062	1134	1218	1321	1440	1578	1727
	DTS1-H111S	913	965	1021	1093	1175	1277	1399	1535	1685
	DTB1-H111B	792	843	899	970	1054	1155	1277	1413	1563
	Fixed Back; Fixed Arms - Synchro/Seat Slider									
	DTC1-H112C	1009	1062	1117	1190	1273	1376	1495	1633	1782
	DTS1-H112S	968	1020	1076	1148	1230	1332	1454	1590	1740
	DTB1-H112B	847	899	954	1025	1109	1211	1332	1469	1618
	Fixed Back; Adjustable Arms - Synchro									
	DTC1-H121C	1085	1138	1193	1266	1349	1451	1570	1702	1858
	DTS1-H121S	1045	1098	1153	1224	1309	1409	1528	1663	1818
	DTB1-H121B	923	977	1032	1101	1186	1287	1407	1540	1696
	Fixed Back; Adjustable Arms - Synchro/Seat Slider									
	DTC1-H122C	1140	1193	1248	1321	1405	1506	1625	1757	1913
	DTS1-H122S	1100	1153	1208	1279	1364	1464	1583	1718	1873
	DTB1-H122B	978	1032	1087	1157	1241	1342	1473	1595	1751
	Fixed Back; Armless - Synchro									
	DTC1-H101C	888	940	996	1068	1152	1255	1374	1512	1660
	DTS1-H101S	803	854	911	982	1065	1166	1289	1424	1574
	DTB1-H101B	753	805	860	932	1015	1117	1238	1375	1525
	Fixed Back; Armless - Synchro/Seat Slider									
	DTC1-H102C	943	996	1051	1123	1207	1310	1429	1567	1715
	DTS1-H102S	858	910	966	1037	1120	1222	1344	1480	1629
	DTB1-H102B	808	860	915	987	1071	1172	1293	1430	1580

## Each chair features the Synchro Tilt mechanism

\*The finish applies to exposed metal elements specified for the chair: chair base, fixed and adjustable arm accents.

## ORDERING NOTES




Dorso T-Line versions are available without back metal accent detail. Please contact Customer Service for ordering information.

Optional soft wheel casters are available at an upcharge of **\$44 list**. See page 27 for features and options.

## PRODUCT CODE KEY

Line	Series	Back Style	Back Adjustment	Arm Style	Mechanism	Base
<b>DTC</b> Dorso T-Line (Polished Chrome)	<b>1</b> Management, Task & Conference Seating	<b>M</b> Mid Back	<b>1</b> Fixed	<b>0</b> Armless	<b>1</b> Synchro	<b>C</b> Chrome Base
<b>DTS</b> Dorso T-Line (Silver Metallic)		<b>H</b> High Back	<b>2</b> Adjustable	<b>1</b> Fixed Cantilever	<b>2</b> Synchro/ Seat Slider	<b>S</b> Silver Metallic Base
<b>DTB</b> Dorso T-Line (Black)				<b>2</b> Adjustable		<b>B</b> Black Base

## DORSO T-LINE | HIGH BACK

DESCRIPTION/MODEL	COM		COL	FABRIC GRADES			LEATHER			
	1	2	3	4	5	6	7	8	9	
	Adjustable Back; Fixed Arms - Synchro									
	DTC1-H211C	974	1026	1083	1154	1238	1341	1461	1598	1746
	DTS1-H211S	933	985	1041	1112	1196	1298	1419	1555	1706
	DTB1-H211B	869	921	976	1047	1131	1233	1354	1491	1641
	Adjustable Back; Fixed Arms - Synchro/Seat Slider									
	DTC1-H212C	1029	1082	1138	1209	1293	1396	1516	1653	1801
	DTS1-H212S	988	1040	1096	1168	1251	1353	1474	1610	1761
	DTB1-H212B	924	976	1031	1103	1186	1288	1409	1546	1696
	Adjustable Back; Adjustable Arms - Synchro									
	DTC1-H221C	1106	1159	1213	1287	1369	1471	1591	1722	1879
	DTS1-H221S	1065	1119	1173	1244	1329	1429	1549	1682	1838
	DTB1-H221B	945	999	1054	1123	1208	1309	1429	1562	1718
	Adjustable Back; Adjustable Arms - Synchro/Seat Slider									
	DTC1-H222C	1161	1214	1268	1342	1424	1526	1646	1777	1934
	DTS1-H222S	1120	1174	1228	1299	1384	1484	1604	1738	1893
	DTB1-H222B	1000	1054	1109	1179	1263	1364	1484	1617	1773
	Adjustable Back; Armless - Synchro									
	DTC1-H201C	910	962	1018	1090	1174	1277	1396	1534	1682
	DTS1-H201S	825	876	933	1004	1087	1188	1311	1446	1596
	DTB1-H201B	775	827	882	954	1037	1139	1260	1397	1547
	Adjustable Back; Armless - Synchro/Seat Slider									
	DTC1-H202C	965	1018	1073	1145	1229	1332	1451	1589	1738
	DTS1-H202S	880	932	988	1060	1142	1244	1366	1502	1652
	DTB1-H202B	830	882	937	1009	1093	1194	1315	1452	1602

### Each chair features the Synchro Tilt mechanism

\*The finish applies to exposed metal elements specified for the chair: chair base, fixed and adjustable arm accents.

### ORDERING NOTES

Dorso T-Line versions are available without back metal accent detail. Please contact Customer Service for ordering information.

Optional soft wheel casters are available at an upcharge of **\$44 list**. See page 27 for features and options.

### PRODUCT CODE KEY

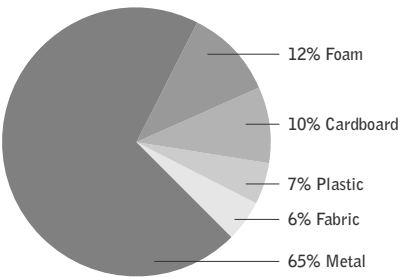
Line	Series	Back Style	Back Adjustment	Arm Style	Mechanism	Base
<b>DTC</b> Dorso T-Line (Polished Chrome)	<b>1</b> Management, Task & Conference Seating	<b>M</b> Mid Back	<b>1</b> Fixed	<b>0</b> Armless	<b>1</b> Synchro	<b>C</b> Chrome Base
<b>DTS</b> Dorso T-Line (Silver Metallic)		<b>H</b> High Back	<b>2</b> Adjustable	<b>1</b> Fixed Cantilever	<b>2</b> Synchro/ Seat Slider	<b>S</b> Silver Metallic Base
<b>DTB</b> Dorso T-Line (Black)				<b>2</b> Adjustable		<b>B</b> Black Base

# DORSO WEAVE | LEED CI CREDIT SUMMARY

## DORSO WEAVE



### MATERIAL CONTENT:



PRE-CONSUMER  
RECYCLED CONTENT = 11.32%

POST-CONSUMER  
RECYCLED CONTENT = 21.48%

Up to 74.04% of this Dorso Weave product  
is recyclable at the end of its useful life.

### CONTRIBUTES TO

CREDIT 2.1 - 2.2	Construction Waste Management	1-2 point(s)
CREDIT 3.3	Resource Reuse	1 point
CREDIT 4.1	Recycled Content	1 point
CREDIT 4.2	Recycled Content	1 point
CREDIT 4.5	Low Emitting Materials, Systems & Seating	1 point
CREDIT 5.1	Regional Materials*	1 point

\*This credit is only applicable if in total 20% of the combined value of the procurement of construction materials and in the furniture are manufactured within a radius of 500 miles. This credit will apply if the installation of the finished product occurs within 500 miles of Kitchener, Ontario.

## level® CERTIFICATION & AIR EMISSIONS CERTIFICATION



### level® CERTIFICATION

BIFMA's e3 Furniture Sustainability Standard is a voluntary, multi-attribute standard that measures the degree of sustainability of furniture. This standard evaluates product and company environmental attributes and compliance systems in a wide range of elements which include Materials, Energy & Atmosphere, Human & Ecosystem Health and Social Responsibility. Dorso products have earned level®, BIFMA's sustainability certification program for furniture, certification through third-party verification against the e3 standard.



### AIR EMISSIONS

All Dorso products are supplied air-emissions certified. Contact customer service for information.



## DORSO WEAVE | FEATURES



### ARM STYLES

Optional fixed cantilever or an adjustable black arm constructed of die cast metal with textured plastic arm pads. The adjustable arms feature seven height adjustment positions, with a total adjustment range of 2.75". All Dorso models are also available in armless versions.

### S-LINE

Fixed cantilever and adjustable arms are available in Silver Metallic or Polished Chrome accent finishes to match metal base. The fixed arm is also available in an upholstered leather version.

### N-LINE

Fixed cantilever and adjustable arms are available in black textured plastic only.

### BASE STYLES

Dorso seating features injection molded, glass reinforced black nylon bases with dual wheel casters. Dorso seating features optional Silver Metallic or Polished Chrome finish. S-Line models feature steel upper and lower seat back exposed frame rail available in Silver Metallic or Polished Chrome finish.



### DORSO CONTROLS

All Dorso S-Line and N-Line tilters come with a synchro tilt mechanism. The tilt adjustment range offers five recline-lock positions, as well as free flowing movement. The forward pivot of the mechanism allows the back and the seat to articulate synchronously in a 2:1 ratio, so that upward tilt of the seat is minimized as the back reclines.



### SEAT HEIGHT

In the seated position, a pull upwards on the height adjustment lever located under the seat of the user's right side adjusts the height up or down with a total height range of 4.5".

### BACK TENSION

Back tension on the mechanism is controlled with an adjustment knob under the seat. It has been designed to provide a range of back tension adjustment suitable for users of varying sizes and preferences.

### SEAT SLIDER

All Dorso tilters are available with an optional seat slider mechanism featuring a 2" range of adjustment front to back when seated. The lever to activate this feature is located under the seat of the user's right side and is activated by an upward pull of the lever.

### BACK HEIGHT

Back height adjustment is a standard feature on S-Line chairs, and an option on N-Line chairs. It offers an adjustment range of 11 positions, over a 2" range of movement. Back height adjustment is operated while in the seated position, by placing the right hand on the right bottom of the chair back, and the left hand on the left bottom of the chair back. The back is lifted and clicked into the desired height. Raising the back to the highest position releases the back height lock so it can be lowered.

### BACK COLOR OPTIONS

Black • Warm Gray • Tan • Soft Beige • Winter White





## DORSO WEAVE | DIMENSIONS & COM REQUIREMENTS

		Overall Width	Overall Depth	Overall Height	Seat Height	Height of Arms from Floor	Width between Arms	Seat Depth	Shipping Weight	Cube	COM Yardage
S-LINE MID BACK	Fixed	24.5	22.5	42.5	18-22	27-30.5	20	18	51	15	0.75
	Adjustable	25	22.5	42.5	18-22	25.5-32	19.5	18	51	15	0.75
	Armless	19.5	22.5	42.5	18-22	N/A	N/A	18	46	15	0.75
S-LINE HIGH BACK	Fixed	24.5	22.5	47	18-22	27-30.5	20	18	52	18	0.75
	Adjustable	25	22.5	47	18-22	25.5-32	19.5	18	52	18	0.75
	Armless	19.5	22.5	47	18-22	N/A	N/A	18	47	18	0.75
S-LINE HIGH BACK with Headrest	Fixed	24.5	22.5	50.5	18-22	27-30.5	20	18	54	18	0.75
	Adjustable	25	22.5	50.5	18-22	25.5-32	19.5	18	54	18	0.75
N-LINE MID BACK	Fixed	24.5	21.5	41	18-22	27-30.5	20	18	50	15	0.75
	Adjustable	25	21.5	41	18-22	25.5-32	19.5	18	50	15	0.75
	Armless	19.5	21.5	41	18-22	N/A	N/A	18	45	15	0.75
N-LINE HIGH BACK	Fixed	24.5	21.5	45.5	18-22	27-30.5	20	18	51	18	0.75
	Adjustable	25	21.5	45.5	18-22	25.5-32	19.5	18	51	18	0.75
N-LINE HIGH BACK with Headrest	Fixed	24.5	21.5	50.5	18-22	27-30.5	20	18	53	19.5	0.75
	Adjustable	25	21.5	50.5	18-22	25.5-32	19.5	18	53	19.5	0.75

Note: Some vinyls, leathers and upholsteries are not suitable for application on Dorso seating. For information on COM approval process see page 7.

Height measurements of Dorso are taken with the pneumatic lift in the lowest position. All dimensions are in inches and approximate and are subject to change without notice. Contact Customer Service if dimensions are critical.

DORSO WEAVE S-LINE | MID BACK

DESCRIPTION/MODEL		COM		COL	FABRIC GRADES			LEATHER		
		1	2	3	4	5	6	7	8	9
	FIXED ARMS (Black with metal accent)									
	DOS1-M2211M	1168	1179	1190	1207	1224	1241	1263	1287	1310
	Silver Metallic									
	DOS1-M2231M								1496	
	Silver Metallic									
	DOC1-M2211M	1222	1234	1245	1261	1279	1295	1319	1341	1364
	Polished Chrome									
	DOC1-M2231M								1534	
	Polished Chrome									
	ADJUSTABLE ARMS (Black with metal accent)									
	DOS1-M2221M	1121	1132	1143	1161	1177	1195	1217	1240	1262
	Silver Metallic									
	DOC1-M2221M	1179	1190	1202	1218	1236	1252	1276	1298	1321
	Polished Chrome									
	ARMLESS									
	DOS1-M2201M	1046	1057	1068	1086	1103	1120	1142	1165	1187
	Silver Metallic									
	DOC1-M2201M	1096	1107	1119	1136	1152	1170	1193	1215	1238
	Polished Chrome									

ORDERING NOTES



Dorso S-Line versions are available without the back metal accent detail. Please contact Customer Service for ordering information. Seat slider option is available on all armless and adjustable arm versions at an upcharge of **\$55 list**. The upholstered leather cantilever arm is only available for use with Krug in-stock leathers. Clearly indicate on order fabric selection for seat and weave selection for back. For jury base version of this chair, please add a 'J' for the base style at the end of the model number and add **\$53 list**.





PRODUCT CODE KEY

Line	Series	Back Style	Back Adjustment	Back Details	Arm Style	Mechanism	Base
DOS	1	M	2	2	0	1	M
Dorso S-Line (Silver Metallic)	Management, Task & Conference Seating	Mid Back	Adjustment	No Headrest Weave	Armless	Synchro	Metal Base
DOC		H		3	1		J
Dorso T-Line (Polished Chrome)		High Back		Headrest (No trim) (High back only) Weave	Fixed Cantilever		Jury Base
					2		
					Adjustable (Black)		
					3		
					Fixed Cantilever - Leather		

## DORSO WEAVE S-LINE | HIGH BACK

DESCRIPTION/MODEL	COM		COL	FABRIC GRADES			LEATHER			
	1	2	3	4	5	6	7	8	9	
	FIXED ARMS (Black with metal accent)									
	DOS1-H2211M	1261	1273	1284	1301	1319	1335	1358	1380	1403
	Silver Metallic									
	DOS1-H2231M								1590	
	DOC1-H2211M	1317	1329	1340	1357	1374	1391	1413	1437	1460
	Polished Chrome									
DOC1-H2231M								1645		
	ADJUSTABLE ARMS (Black with metal accent)									
	DOS1-H2221M	1217	1228	1240	1257	1274	1291	1314	1336	1359
	Silver Metallic									
	DOC1-H2221M	1274	1286	1297	1314	1331	1348	1370	1394	1416
	Polished Chrome									

## DORSO WEAVE S-LINE | HIGH BACK WITH HEADREST

	FIXED ARMS (Black with metal accent)									
	DOS1-H2311M	1389	1400	1411	1429	1445	1463	1485	1508	1530
	Silver Metallic									
	DOS1-H2331M								1717	
	Silver Metallic									
	DOC1-H2311M	1445	1456	1469	1485	1503	1519	1542	1564	1588
	Polished Chrome									
	ADJUSTABLE ARMS (Black with metal accent)									
	DOS1-H2321M	1345	1356	1367	1385	1401	1418	1441	1464	1486
	Silver Metallic									
	DOC1-H2321M	1401	1412	1424	1441	1459	1475	1498	1520	1544
	Polished Chrome									

### ORDERING NOTES

Dorso S-Line versions are available without the back metal accent detail. Please contact Customer Service for ordering information.

Seat slider option is available on all armless and adjustable arm versions at an upcharge of **\$55 list**.

The upholstered leather cantilever arm is only available for use with Krug in-stock leathers.

Clearly indicate on order fabric selection for seat and weave selection for back.



For jury base version of this chair, please add a 'J' for the base style at the end of the model number and add **\$53 list**.





### PRODUCT CODE KEY

Line	Series	Back Style	Back Adjustment	Back Details	Arm Style	Mechanism	Base
DOS	1	M	2	2	0	1	M
Dorso S-Line (Silver Metallic)	Management, Task & Conference Seating	Mid Back	Adjustment	No Headrest Weave	Armless	Synchro	Metal Base
DOC		H		3	1		J
Dorso T-Line (Polished Chrome)		High Back		Headrest (No trim) (High back only) Weave	Fixed Cantilever		Jury Base
					2		
					Adjustable (Black)		
					3		
					Fixed Cantilever - Leather		

DORSO WEAVE S-LINE | HIGH BACK

DESCRIPTION/MODEL		COM		COL	FABRIC GRADES			LEATHER			
		1	2	3	4	5	6	7	8	9	
	FIXED ARMS (Black with metal accent)										
	DOS1-H2211M	1261	1273	1284	1301	1319	1335	1358	1380	1403	
	Silver Metallic										
	DOS1-H2231M								1590		
	DOC1-H2211M	1317	1329	1340	1357	1374	1391	1413	1437	1460	
	Polished Chrome										
	DOC1-H2231M								1645		
	ADJUSTABLE ARMS (Black with metal accent)										
	DOS1-H2221M	1217	1228	1240	1257	1274	1291	1314	1336	1359	
	Silver Metallic										
	DOC1-H2221M	1274	1286	1297	1314	1331	1348	1370	1394	1416	
	Polished Chrome										

DORSO WEAVE S-LINE | HIGH BACK WITH HEADREST

	FIXED ARMS (Black with metal accent)									
	DOS1-H2311M	1389	1400	1411	1429	1445	1463	1485	1508	1530
	Silver Metallic									
	DOS1-H2331M								1717	
	Silver Metallic									
	DOC1-H2311M	1445	1456	1469	1485	1503	1519	1542	1564	1588
	Polished Chrome									
	DOC1-H2331M								1774	
Polished Chrome										
	ADJUSTABLE ARMS (Black with metal accent)									
	DOS1-H2321M	1345	1356	1367	1385	1401	1418	1441	1464	1486
	Silver Metallic									
	DOC1-H2321M	1401	1412	1424	1441	1459	1475	1498	1520	1544
	Polished Chrome									




**ORDERING NOTES**  
Dorso S-Line versions are available without the back metal accent detail. Please contact Customer Service for ordering information.  
Seat slider option is available on all armless and adjustable arm versions at an upcharge of **\$55 list**.  
The upholstered leather cantilever arm is only available for use with Krug in-stock leathers.  
Clearly indicate on order fabric selection for seat and weave selection for back.  
For jury base version of this chair, please add a 'J' for the base style at the end of the model number and add **\$53 list**.



PRODUCT CODE KEY

Line	Series	Back Style	Back Adjustment	Back Details	Arm Style	Mechanism	Base
DOS	1	M	2	2	0	1	M
Dorso S-Line (Silver Metallic)	Management, Task & Conference Seating	Mid Back	Adjustment	No Headrest Weave	Armless	Synchro	Metal Base
DOC		H		3	1		J
Dorso T-Line (Polished Chrome)		High Back		Headrest (No trim) (High back only) Weave	Fixed Cantilever		Jury Base
					2		
					Adjustable (Black)		
					3		
					Fixed Cantilever - Leather		

## DORSO WEAVE N-LINE | MID BACK

DESCRIPTION/MODEL	COM		COL	FABRIC GRADES			LEATHER		
	1	2		4	5	6	7	8	9
 FIXED ARMS (Black) DON1-M1211B No back adjustment DON1-M2211B With back adjustment	1025	1036	1048	1065	1083	1099	1122	1144	1168
	1085	1096	1107	1125	1141	1159	1181	1204	1226
 ADJUSTABLE ARMS (Black) DON1-M1211B No back adjustment DON1-M2221B With back adjustment	981	992	1004	1021	1037	1055	1077	1100	1123
	1039	1051	1062	1079	1096	1112	1136	1159	1181
 ARMLESS DON1-M1201B No back adjustment DON1-M2201B With back adjustment	904	915	926	944	960	978	1000	1023	1046
	955	967	978	994	1012	1029	1052	1074	1097

### ORDERING NOTES

Dorso N-Line tilter models feature black bases and are available with an optional chrome base at an upcharge of **\$138**.

Seat slider option is available on all armless and adjustable arm versions at an upcharge of **\$55 list**.

Clearly indicate on order fabric selection for seat. Only black weave is offered on Dorso N.



For jury base version of this chair, please add a 'J' for the base style at the end of the model number and **add \$53** to the list price.





### PRODUCT CODE KEY

Line	Series	Back Style	Back Adjustment	Back Details	Arm Style	Mechanism	Base
DON	1	M	1	2	0	1	B
Dorso N-Line	Management, Task & Conference Seating	Mid Back	No Adjustment	No Headrest Weave	Armless	Synchro	Black Base
		H	2	3	1		J
		High Back	Adjustment	Headrest (No trim) (High back only) Weave	Fixed (Black) Cantilever		Jury Base
					2		
					Adjustable (Black)		

## DORSO WEAVE N-LINE | HIGH BACK

DESCRIPTION/MODEL		COM 1	2	COL 3	FABRIC GRADES 4 5 6			7	LEATHER 8	9
	FIXED ARMS (Black)									
	DON1-H1211B	1147	1159	1170	1186	1204	1220	1244	1266	1289
	No back adjustment									
	DON1-H2211B	1204	1215	1226	1244	1260	1278	1300	1323	1346
	With back adjustment									
	ADJUSTABLE ARMS (Black)									
	DON1-H1221B	1103	1114	1126	1142	1160	1176	1200	1222	1245
	No back adjustment									
	DON1-H221B	1159	1170	1181	1198	1215	1233	1255	1278	1300
	With back adjustment									

## DORSO WEAVE N-LINE | HIGH BACK with Headrest

	FIXED ARMS (Black)									
	DON1-H1311B	1274	1286	1297	1314	1331	1348	1370	1394	1416
	No back adjustment									
	DON1-H2311B	1332	1343	1355	1372	1389	1406	1429	1451	1474
	With back adjustment									
	ADJUSTABLE ARMS (Black)									
	DON1-H1321B	1229	1241	1252	1270	1287	1303	1326	1349	1372
	No back adjustment									
	DON1-H2321B	1287	1298	1310	1326	1343	1360	1384	1406	1429
	With back adjustment									

Each chair features the Synchro Tilt mechanism

### ORDERING NOTES

Dorso N-Line tilter models feature black bases and are available with an optional chrome base at an upcharge of **\$138**.

Seat slider option is available on all armless and adjustable arm versions at an upcharge of **\$55 list**.

Clearly indicate on order fabric selection for seat. Only black weave is offered on Dorso N.

For jury base version of this chair, please add a 'J' for the base style at the end of the model number and **add \$53** to the list price.



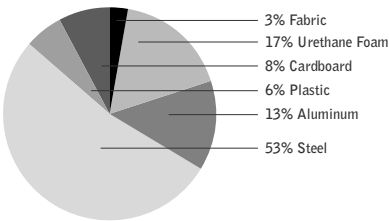
### PRODUCT CODE KEY

Line	Series	Back Style	Back Adjustment	Back Details	Arm Style	Mechanism	Base
DON	1	M	1	2	0	1	B
Dorso N-Line	Management, Task & Conference Seating	Mid Back	No Adjustment	No Headrest Weave	Armless	Synchro	Black Base
		H	2	3	1		J
		High Back	Adjustment	Headrest (No trim) (High back only) Weave	Fixed (Black) Cantilever		Jury Base
					2		
					Adjustable (Black)		

DORSO



MATERIAL CONTENT:



PRE-CONSUMER  
RECYCLED CONTENT = 21.68%

POST-CONSUMER  
RECYCLED CONTENT = 20.03%

Up to 77.88% of Dorso S product is recyclable at the end of its useful life.

CONTRIBUTES TO

CREDIT 2.1 - 2.2	Construction Waste Management	1-2 point(s)
CREDIT 3.3	Resource Reuse	1 point
CREDIT 4.1	Recycled Content	1 point
CREDIT 4.2	Recycled Content	1 point
CREDIT 4.5	Low Emitting Materials, Systems & Seating	1 point
CREDIT 5.1	Regional Materials*	1 point

\*This credit is only applicable if in total 20% of the combined value of the procurement of construction materials and in the furniture are manufactured within a radius of 500 miles. This credit will apply if the installation of the finished product occurs within 500 miles of Kitchener, Ontario.

level® CERTIFICATION & AIR EMISSIONS CERTIFICATION



**level® CERTIFICATION**  
BIFMA's e3 Furniture Sustainability Standard is a voluntary, multi-attribute standard that measures the degree of sustainability of furniture. This standard evaluates product and company environmental attributes and compliance systems in a wide range of elements which include Materials, Energy & Atmosphere, Human & Ecosystem Health and Social Responsibility. Dorso products have earned level®, BIFMA's sustainability certification program for furniture, certification through third-party verification against the e3 standard.



**AIR EMISSIONS**  
All Dorso products are supplied air-emissions certified. Contact customer service for information.



## DORSO S-LINE & N-LINE | FEATURES



### ARM STYLES

Optional fixed cantilever or an adjustable black arm constructed of die cast metal with textured plastic arm pads. The adjustable arms feature seven height adjustment positions, with a total adjustment range of 2.75". All Dorso models are also available in armless versions.

### S-LINE

Fixed cantilever and adjustable arms are available in Silver Metallic or Polished Chrome accent finishes to match metal base. The fixed arm is also available in an upholstered leather version.

### N-LINE

Fixed cantilever and adjustable arms are available in black textured plastic only.



### BASE STYLES

Dorso seating features injection molded, glass reinforced black nylon bases with dual wheel casters. Dorso seating features optional Silver Metallic or Polished Chrome finish. S-Line models feature steel upper and lower seat back exposed frame rail available in Silver Metallic or Polished Chrome finish.

### DORSO GUEST SEATING

#### S-LINE

Dorso seating is available in three base styles:  
Cantilever  
4-Leg  
4-Leg with twin wheel casters



Each is offered in a Silver Metallic or Polished Chrome steel frame. Cantilever and 4-Leg versions of Guest Seating feature rubber glides.

#### N-LINE

Dorso seating is available in three base styles:  
Cantilever  
4-Leg  
4-Leg with twin wheel casters

Each is offered in a Silver Metallic steel frame.



### DORSO CONTROLS

All Dorso S-Line and N-Line tilters come with a synchro tilt mechanism. One of the best engineered and most user-friendly chair controls, the synchro tilt mechanism is unique in providing a single, easy-accessed lever to adjust tilt lock positions and seat height. The tilt adjustment range offers five recline-lock positions, as well as free flowing movement. The forward pivot of the mechanism allows the back and the seat to articulate synchronously in a 2:1 ratio, so that upward tilt of the seat is minimized as the back reclines. The synchro tilt mechanism also features an anti-kickback lock release, providing a smooth transition from locked to unlocked tilt adjustment.

### SEAT HEIGHT

In the seated position, a pull upwards on the height adjustment lever located under the seat of the user's right side adjusts the height up or down with a total height range of 4.5".

### BACK TENSION

Back tension on the synchro tilt mechanism is controlled with an adjustment knob under the seat. It has been designed to provide a range of back tension adjustment suitable for users of varying sizes and preferences.

### SEAT SLIDER

All Dorso tilters are available with an optional seat slider mechanism featuring a 2" range of adjustment front to back when seated. The lever to activate this feature is located under the seat of the user's right side and is activated by an upward pull of the lever.

### BACK HEIGHT

Back height adjustment is a standard feature on S-Line chairs, and an option on N-Line chairs. It offers an adjustment range of 11 positions, over a 2" range of movement. Back height adjustment is operated while in the seated position, by placing the right hand on the right bottom of the chair back, and the left hand on the left bottom of the chair back. The back is lifted and clicked into the desired height. Raising the back to the highest position releases the back height lock so it can be lowered.



## DORSO S-LINE & N-LINE | DIMENSIONS & COM REQUIREMENTS

Presenting one of the world's most advanced seating concepts: new technology that offers outstanding ergonomics in a strikingly modern chair design, while providing a level of long-term sitting comfort and support that has been the hallmark of European seating.  
DORSO: Designed by Gabriel Teixidó

		Overall Width	Overall Depth	Overall Height	Seat Height	Height of Arms from Floor	Width between Arms	Seat Depth	Shipping Weight	Cube	COM Yardage
S-LINE MID BACK	Fixed	24.5	22.5	42.5	18-22	27-30.5	20	18	51	15	1.7
	Adjustable	25	22.5	42.5	18-22	25.5-32	19.5	18	51	15	1.7
	Armless	19.5	22.5	42.5	18-22	N/A	N/A	18	46	15	1.7
S-LINE HIGH BACK	Fixed	24.5	22.5	47	18-22	27-30.5	20	18	52	18	1.9
	Adjustable	25	22.5	47	18-22	25.5-32	19.5	18	52	18	1.9
	Armless	19.5	22.5	47	18-22	N/A	N/A	18	47	18	1.9
S-LINE HIGH BACK with Headrest	Fixed	24.5	22.5	50.5	18-22	27-30.5	20	18	54	18	1.9
	Adjustable	25	22.5	50.5	18-22	25.5-32	19.5	18	54	18	1.9
N-LINE MID BACK	Fixed	24.5	21.5	41	18-22	27-30.5	20	18	50	15	1.7
	Adjustable	25	21.5	41	18-22	25.5-32	19.5	18	50	15	1.7
	Armless	19.5	21.5	41	18-22	N/A	N/A	18	45	15	1.7
N-LINE HIGH BACK	Fixed	24.5	21.5	45.5	18-22	27-30.5	20	18	51	18	1.9
	Adjustable	25	21.5	45.5	18-22	25.5-32	19.5	18	51	18	1.9
N-LINE HIGH BACK with Headrest	Fixed	24.5	21.5	50.5	18-22	27-30.5	20	18	53	19.5	1.9
	Adjustable	25	21.5	50.5	18-22	25.5-32	19.5	18	53	19.5	1.9

		Overall Width	Overall Depth	Seat Height	Height of Arms from Floor	Width between Arms	Seat Depth	Height Range	Shipping Weight	Cube	COM Yardage
S-LINE/4LEG	Armless	20.75	25.50	18.5	27.5	19.5	19.5	36	32	14	1.3
	Fixed	24.5	25.50	18.5	27.5	19.5	19.5	36	37	14	1.3
S-LINE/4LEG with Casters	Armless	20.75	24.75	18.5	27.5	19.5	19.5	36	33	14	1.3
	Fixed	24.5	24.75	18.5	27.5	19.5	19.5	36	38	14	1.3
S-LINE/ Cantilever Base	Armless	20.75	24.75	18.5	27.5	19.5	19.5	36	39	14	1.3
	Fixed	24.5	24.75	18.5	27.5	19.5	19.5	36	44	14	1.3
N-LINE/4LEG	Armless	20.75	25.50	18.5	27.5	19.5	19.5	34.75	31	14	1.3
	Fixed	24.5	25.50	18.5	27.5	19.5	19.5	34.75	36	14	1.3
N-LINE/4LEG with Casters	Armless	20.75	24.75	18.5	27.5	19.5	19.5	34.75	32	14	1.3
	Fixed	24.5	24.75	18.5	27.5	19.5	19.5	34.75	37	14	1.3
N-LINE/ Cantilever Base	Armless	20.75	24.75	18.5	27.5	19.5	19.5	34.75	38	14	1.3
	Fixed	24.5	24.75	18.5	27.5	19.5	19.5	34.75	43	14	1.3

### ORDERING NOTE

Add 0.5 yards for seating with leather wrapped arm option.

Note: Some vinyls are not suitable for application on Dorso seating. For vinyls other than Maharam's Lariat, or Momentum's Cashmere, please submit a sample to Customer Service for an approval process at time of order.

The approval process is as follows:




1. A sample of the COM vinyl fabric must be provided to Krug Customer Service prior to or at time of order.
2. The sample will be reviewed and the customer advised if the fabric is unsuitable.
3. The COM vinyl will be inspected when received at the factory to identify and further concerns with its suitability.

### ORDERING NOTES

All Dorso swivel and tilter models are available with an optional seat slider mechanism at an upcharge of **\$55 list**.

Height measurements of Dorso are taken with the pneumatic lift in the lowest position. All dimensions are in inches and approximate and are subject to change without notice. Contact Customer Service if dimensions are critical.

# DORSO S-LINE | MID BACK

DESCRIPTION/MODEL	COM		COL	FABRIC GRADES			LEATHER			
	1	2	3	4	5	6	7	8	9	
	FIXED ARMS (Black with metal accent)									
	DOS1-M2011M	1228	1274	1321	1380	1454	1542	1636	1744	1863
	Silver Metallic									
	DOS1-M2031M								1953	
	Silver Metallic									
	DOC1-M2011M	1287	1334	1380	1443	1516	1596	1697	1804	1925
	Polished Chrome									
	DOC1-M2031M								2013	
Polished Chrome										
	ADJUSTABLE ARMS (Black with metal accent)									
	DOS1-M2021M	1179	1228	1274	1334	1408	1488	1589	1697	1817
	Silver Metallic									
	DOC1-M2021M	1241	1287	1334	1395	1469	1549	1649	1756	1878
	Polished Chrome									
	ARMLESS									
	DOS1-M2001M	1100	1147	1195	1254	1329	1416	1508	1617	1736
	Silver Metallic									
	DOC1-M2001M	1153	1201	1247	1306	1380	1469	1562	1670	1790
	Polished Chrome									

## ORDERING NOTES

Dorso S-Line versions are available without the back metal accent detail. Please contact Customer Service for ordering information.

Seat slider option is available on all armless and adjustable arm versions at an upcharge of **\$55 list**.

The upholstered leather cantilever arm is only available for use with Krug in-stock leathers.

For jury base version of this chair, please add a 'J' for the base style at the end of the model number and **add \$53** to the list price.



See page 76 for Dorso Guest seating.





## PRODUCT CODE KEY

Line	Series	Back Style	Back Adjustment	Back Details	Arm Style	Mechanism	Base
DOS	1	M	2	0	0	1	M
Dorso S-Line (Silver Metallic)	Management, Task & Conference Seating	Mid Back	Adjustment	No Headrest	Armless	Syncho	Metal Base
DOC		H		1	1		J
Dorso S-Line (Polished Chrome)		High Back		Headrest (No trim) (High back only)	Fixed Cantilever		Jury Base
					2		
					Adjustable (Black)		
					3		
					Fixed Cantilever - Leather		

## DORSO S-LINE | HIGH BACK

DESCRIPTION/MODEL		COM		COL	FABRIC GRADES			LEATHER		
		1	2	3	4	5	6	7	8	9
	FIXED ARMS (Black with metal accent)									
	DOS1-H2011M	1329	1387	1449	1530	1623	1736	1872	2024	2193
	Silver Metallic									
	DOS1-H2031M								2234	
	Silver Metallic									
	DOC1-H2011M	1389	1448	1509	1591	1684	1797	1933	2085	2254
	Polished Chrome									
	DOC1-H2031M								2294	
Polished Chrome										
	ADJUSTABLE ARMS (Black with metal accent)									
	DOS1-H2021M	1281	1342	1402	1481	1577	1688	1824	1972	2147
	Silver Metallic									
	DOC1-H2021M	1342	1402	1462	1542	1636	1751	1884	2032	2206
	Polished Chrome									

## DORSO S-LINE | HIGH BACK WITH HEADREST

	FIXED ARMS (Black with metal accent)								
	DOS1-H2111M	1462	1536	1603	1697	1804	1932	2078	2420
	Silver Metallic								
	DOS1-H2131M								2448
	Silver Metallic								
	DOC1-H2111M	1521	1596	1664	1756	1863	1991	2139	2482
	Polished Chrome								
	DOC1-H2131M								2510
	Polished Chrome								
	ADJUSTABLE ARMS (Black with metal accent)								
	DOS1-H2121M								
	Silver Metallic	1416	1481	1554	1649	1756	1884	2024	2374
	DOC1-H2121M								
	Polished Chrome	1475	1542	1617	1710	1817	1945	2086	2434

### ORDERING NOTES

Dorso S-Line versions are available without back metal accent detail. Please contact Customer Service for ordering information.

Seat slider option is available on all armless and adjustable arm versions at an upcharge of **\$55 list**.

The upholstered leather cantilever arm is only available for use with Krug in-stock leathers.




For jury base version of this chair, please add a 'J' for the base style at the end of the model number and **add \$53** to the list price.



### PRODUCT CODE KEY

Line	Series	Back Style	Back Adjustment	Back Details	Arm Style	Mechanism	Base
DOS	1	M	2	0	0	1	M
Dorso S-Line (Silver Metallic)	Management, Task & Conference Seating	Mid Back	Adjustment	No Headrest	Armless	Synchro	Metal Base
DOC		H		1	1		J
Dorso S-Line (Polished Chrome)		High Back		Headrest (No trim) (High back only)	Fixed Cantilever		Jury Base
					2		
					Adjustable (Black)		
					3		
					Fixed Cantilever - Leather		

## DORSO N-LINE | MID BACK

DESCRIPTION/MODEL		COM 1	2	COL 3	FABRIC GRADES 4 5 6			LEATHER 7 8		9
	FIXED ARMS (Black)									
	DON1-M1011B	1079	1127	1180	1241	1306	1395	1488	1603	1723
	No back adjustment									
	DON1-M2011B	1141	1186	1241	1301	1369	1454	1549	1664	1783
	With back adjustment									
	ADJUSTABLE ARMS (Black)									
	DON1-M1021B	1033	1079	1127	1186	1260	1347	1443	1549	1670
	No back adjustment									
	DON1-M2021B	1094	1141	1186	1247	1321	1408	1503	1609	1730
	With back adjustment									
	ARMLESS									
	DON1-M1001B	951	999	1052	1112	1180	1268	1362	1475	1596
	No back adjustment									
	DON1-M2001B	1005	1060	1107	1168	1241	1321	1421	1530	1649
	With back adjustment									

Each chair features the Synchro Tilt mechanism

### ORDERING NOTES

Dorso N-Line tilter models feature black bases and are available with an optional polished chrome base or silver metallic base at an upcharge of **\$138**.

Seat slider option is available on all armless and adjustable arm versions at an upcharge of **\$55 list**.



For jury base version of this chair, please add a 'J' for the base style at the end of the model number and **add \$53** to the list price.





### PRODUCT CODE KEY

Line	Series	Back Style	Back Adjustment	Back Details	Arm Style	Mechanism	Base
<b>DON</b>	<b>1</b>	<b>M</b>	<b>1</b>	<b>0</b>	<b>0</b>	<b>1</b>	<b>B</b>
Dorso N-Line	Management, Task & Conference Seating	Mid Back	No Adjustment	No Headrest	Armless	Synchro	Black Nylon Base
		<b>H</b>	<b>2</b>	<b>1</b>	<b>1</b>		<b>J</b>
		High Back	Adjustment	Headrest (No trim) (High back only)	Fixed (Black) Cantilever		Jury Base
					<b>2</b>		
					Adjustable (Black)		

## DORSO N-LINE | HIGH BACK

DESCRIPTION/MODEL		COM 1	2	COL 3	FABRIC GRADES			LEATHER 8	9
					4	5	6	7	
	FIXED ARMS (Black)								
	DON1-H1011B	1206	1268	1329	1408	1503	1617	1751	2073
	No back adjustment								
	DON1-H2011B	1268	1329	1387	1469	1562	1677	1810	2133
	ADJUSTABLE ARMS (Black)								
	DON1-H1021B	1160	1219	1281	1362	1454	1570	1703	2024
	No back adjustment								
	DON1-H2021B	1219	1281	1342	1421	1516	1629	1764	2086

## DORSO N-LINE | HIGH BACK WITH HEADREST

	FIXED ARMS (Black)								
	DON1-H1111B	1342	1416	1481	1577	1684	1810	1958	2301
	No back adjustment								
	DON1-H2111B	1402	1475	1542	1636	1744	1872	2019	2359
	ADJUSTABLE ARMS (Black)								
	DON1-H1121B	1295	1362	1434	1530	1636	1764	1904	2252
	No back adjustment								
	DON1-H2121B	1355	1421	1496	1589	1697	1824	1966	2313

### ORDERING NOTES

Dorso N-Line tilter models feature black bases and are available with an optional polished chrome base or silver metallic base at an upcharge of **\$138**.

Seat slider option is available on all armless and adjustable arm versions at an upcharge of **\$55 list**.

For jury base version of this chair, please add a 'J' for the base style at the end of the model number and add **\$53** to the list price. See page 76 for Dorso Guest seating.



### PRODUCT CODE KEY

Line	Series	Back Style	Back Adjustment	Back Details	Arm Style	Mechanism	Base
DON	1	M	1	0	0	1	B
Dorso N-Line	Management, Task & Conference Seating	Mid Back	No Adjustment	No Headrest	Armless	Synchro	Black Nylon Base
		H	2	1	1		J
		High Back	Adjustment	Headrest (No trim) (High back only)	Fixed (Black) Cantilever		Jury Base
					2		
					Adjustable (Black)		

# ME | INTRODUCTION

Me brings new meaning to custom seating. Your comfort. Your style. Your chair.

With Me, options, styling and versatility are virtually endless, and comfort is superior. With Me, Krug has created a chair that not only provides unprecedented comfort and natural posture support, but also exceptional styling. Me is an adaptable seating solution for any management, task and conference environment.

Think of Me as your fingerprint of seating. The search for the perfect chair is over. Me is here.

## DIMENSIONS & COM REQUIREMENTS

		Overall Width	Overall Depth	Overall Height	Height of Arms from Floor	Width between Arms	Seat Depth	Shipping Weight	Cube	COM Yardage
LOW BACK	Armless	20	21.75	36.5	N/A	N/A	19	39	16	1.7
	Fixed	23	21.75	36.5	27.13	19	19	46	16	1.7
	Adjustable Urethane	24.75	21.75	36.5	24	17.25	19	46	16	1.7
	Adjustable Upholstered	25.5	21.75	36.5	24.25	16.75	19	46	16	1.7
MID BACK	Armless	20	21.75	39	N/A	N/A	19	43	18	1.8
	Fixed	23	21.75	39	27.13	19	19	48	18	1.8
	Adjustable Urethane	24.75	21.75	39	24	17.25	19	48	18	1.8
	Adjustable Upholstered	25.5	21.75	39	24.25	16.75	19	48	18	1.8
HIGH BACK	Armless	20	21.75	41.6	N/A	N/A	19	45	20	1.9
	Fixed	23	21.75	41.6	27.13	19	19	50	20	1.9
	Adjustable Urethane	24.75	21.75	41.6	24	17.25	19	50	20	1.9
	Adjustable Upholstered	25.5	21.75	41.6	24.25	16.75	19	50	20	1.9

Height measurements of Me are taken with the pneumatic lift in the lowest position and with a standard height range gas lift. All dimensions are in inches and approximate and are subject to change without notice. Contact Customer Service if dimensions are critical.

## OPTIONAL GAS LIFT HEIGHT RANGES

Me is available with two gas lift ranges. Unless clearly specified on order, Me seating will be provided with the standard gas lift.

The gas lift ranges measured from the seat height are as follows:

**Non Seat Slider Versions:** Standard gas lifts give a seat height of no greater than 16" when lowered and no less than 20" when extended. Low gas lifts give a seat height of no greater than 15 1/8" when lowered and no less than 18 5/16" when extended. If dimensions are critical, please contact Customer Service.

**Seat Slider Versions:** Standard gas lifts give a seat height of no greater than 16 1/4" when lowered and no less than 20 5/16" when extended. Low gas lifts give a seat height of no greater than 15 3/8" when lowered and no less than 18 15/16" when extended. If dimensions are critical, please contact Customer Service.

**Note:** Some vinyls are not suitable for upholstery on Me seating. For vinyls other than Maharam's Lariat, or Momentum's Cashmere, please submit a sample to Customer Service.

The approval process is as follows:

1. A sample of the COM vinyl fabric must be provided to Krug Customer Service prior to or at time of order. For Maharam or Momentum fabric, Krug will obtain the fabric sample.
2. The sample will be reviewed and the customer advised if the fabric is unsuitable.
3. The COM vinyl will be inspected when received at the factory to identify and further concerns with its suitability.

Me | LOW BACK



Me | MID BACK



Me | HIGH BACK







### ARM STYLES

Four arm styles are available on Me. In addition to the armless version is the urethane overmolded steel supported fixed cantilever arm. Also available are two adjustable pad arms: urethane pad arms, and upholstered pad arms. Both adjustable arm versions feature: pivoting arms that adjust 30 degrees inward or outward, 1 1/2" left and right width adjustment control, and a 6 stop position arm height range with a total of 2.6" of height adjustment.

When specifying leather on the upholstered arm pad version, the user has the option of a perforated arm pad (available when specifying Krug's stock leather only).

When specifying polished aluminum bases on Me, the arm upright will also be finished in polished aluminum (on adjustable arm versions only).



### BASE STYLES

Me seating is available in two base options. Choose from an injection molded, glass reinforced black nylon base or polished cast aluminum base, both with 2 1/4" dual wheel casters.



### Me CONTROLS

Me features a standard synchro tilt mechanism that allows the back and the seat to articulate synchronously in a 2:1 ratio. This feature insures that the upward tilt of the seat is minimized as the back reclines. The mechanism that also features a standard tilt lock mechanism that allows the user an infinite number of recline lock positions. Simply push the tilt lock lever downward to lock and upward to free-float the back.

### SEAT HEIGHT

In the seated position, a pull upwards on the height adjustment lever located under the seat of the user's right side adjusts the height up or down with a total height range of:

Standard gas lift: 4.25" without seat slider and 4.0" with seat slider.

Low gas lift: 3.5" without seat slider and 3.5" with seat slider.



### BACK TENSION

The back tension adjustment knob is located on the front underside of the seat. A simple turn of the knob provides a range of back tension adjustment suitable for users of varying sizes and preferences.

### SEAT SLIDER

All Me adjustable arm versions are available with an optional seat slider mechanism featuring a 2" range of adjustment front to back when seated. The lever to activate this feature is located under the seat of the user's left side and is activated by a simple twist of the knob.

### BACK HEIGHT

Me is available in three back heights: low, mid and high.



Back height adjustment is a standard feature on all Me models. This feature offers an adjustment range of 11 positions over a 2 1/2" range of movement. Back height adjustment is operated while in the seated position, by placing the right hand of the right bottom of the chair back, and the left hand on the left bottom of the chair back. The back is lifted and clicked into the desired height. Raising the back to the highest position releases the back height lock so it can be lowered to the first and lowest stop position.

### UPHOLSTERY OPTIONS

With Me comes the ability to choose contrasting fabrics/leathers for the seat, upper and lower back sections, as well as the upholstered arm pads. This option allows for an endless possibility of custom designed seating options (see upcharges on the following pages).

When specifying leather from Krug's in-stock leather program, the option to perforate the leather on the lower back and upholstered pad arms is available (see pricing on the following pages).

ME | LOW BACK

	DESCRIPTION/MODEL	COM		COL		FABRIC GRADES			LEATHER	
		1	2	3	4	5	6	7	8	9
	FIXED ARMS									
	MTH1 L2 11B	872	918	951	1079	1141	1195	1295	1508	1688
	Standard back upholstery, black base									
	MTH1 L2 21B								1629	
	Perforated back upholstery, black base									
	MTH1 L2 11A	959	1005	1045	1173	1234	1281	1380	1603	1783
	Standard back upholstery, silver metallic base									
	MTH1 L2 21A								1603	
	Perforated back upholstery, silver metallic base									
	ADJUSTABLE URETHANE PAD ARMS									
	MTH1 L2 12B	846	884	926	1031	1100	1147	1247	1449	1635
	Standard back upholstery, black base									
	MTH1 L2 22B								1570	
	Perforated back upholstery, black base									
	MTH1 L2 12A	939	971	1012	1127	1195	1241	1333	1542	1730
	Standard back upholstery, silver metallic base									
	MTH1 L2 22A								1664	
	Perforated back upholstery, silver metallic base									

CONTRASTING SEAT, BACK AND ARM PAD FABRIC

COM yardage requirements are shown below. The base price is determined using the higher grade fabric. Please note clearly on the purchase order which chair sections to upholster by using the chart below.

COM REQUIREMENTS PER CHAIR SECTION




Upper Back*	Lower Back*	Seat	Arm Pads
0.7	0.5	0.75	0.4

Measurements above are provided in yards.  
\*Upper and Lower Backs consist of both the inside and outside back.



ORDERING NOTES

The perforated leather option is not available on the *KrugExpress* program.  
Perforated leather option is only available with the Krug in stock leather program.  
Please specify clearly on purchase order if low gas lift is to be applied.  
Seat slider option is available on all armless and adjustable arm versions at an upcharge of **\$53 list**.  
For Jury Base version of this chair, please add a 'J' for the base style at the end of the model number and **add \$55** to the list price.  
Value Mechanism Option - for a price reduction of \$100 per chair, we offer a lower-function mechanism option, which includes full swivel and reward tilt capability, tilt tension control, and gas lift height adjustable activator.

PRODUCT CODE KEY						
Line	Series	Back Style	Back Adjustment	Back Details	Arm Style	Base
MTH	1	L	2	1	0	B
Me	Management, Task & Conference Seating	Low Back	Adjustable	Standard Back Upholstery	Armless	Black Base
		M		2	1	A
		Mid Back		Perforated Back Upholstery	Fixed Cantilever	Silver Metallic Base
		H			2	J
		High Back			Adjustable Urethane Pad Arms	Jury Base
					3	
					Adjustable Upholstered Pad Arms	

	DESCRIPTION/MODEL	COM		COL	FABRIC GRADES			LEATHER	
		1	2		4	5	6	7	9
	UPHOLSTERED ADJUSTABLE PAD ARMS								
	MTH1 L2 13B	884	926	971	1085	1153	1206	1301	1723
	Standard back upholstery, black base								
	MTH1 L2 23B								1643
	Perforated back upholstery, black base								
	MTH1 L2 13A	979	1012	1060	1180	1247	1301	1394	1810
	Standard back upholstery, silver metallic base								
	MTH1 L2 23A								1730
	Perforated back upholstery, silver metallic base								
	ARMLESS								
	MTH1 L2 10B	790	839	878	1005	1060	1112	1213	1609
	Standard back upholstery, black base								
	MTH1 L2 20B								1555
	Perforated back upholstery, black base								
	MTH1 L2 10A	893	933	966	1093	1153	1201	1301	1703
	Standard back upholstery, silver metallic base								
	MTH1 L2 20A								1643
	Perforated back upholstery, silver metallic base								

## Me | MID BACK

	FIXED ARMS								
	MTH1 M2 11B	939	985	1026	1160	1228	1181	1387	1817
	Standard back upholstery, black base								
	MTH1 M2 21B								1744
	Perforated back upholstery, black base								
	MTH1 M2 11A	1026	1073	1120	1247	1315	1369	1481	1904
	Standard back upholstery, silver metallic base								
	MTH1 M2 21A								1838
	Perforated back upholstery, silver metallic base								

## ORDERING NOTES

The perforated leather option is not available on the *KrugExpress* program.

Perforated leather option is only available with the Krug in stock leather program.

Please specify clearly on purchase order if low gas lift is to be applied.

Seat slider option is available on all armless and adjustable arm versions at an upcharge of **\$55 list**.

For Jury Base version of this chair, please add a 'J' for the base style at the end of the model number and **add \$55** to the list price.

Value Mechanism Option - for a price reduction of \$100 per chair, we offer a lower-function mechanism option, which includes full swivel and reward tilt capability, tilt tension control, and gas lift height adjustable activator.

## PRODUCT CODE KEY

Line	Series	Back Style	Back Adjustment	Back Details	Arm Style	Base
MTH	1	L	2	1	0	B
Me	Management, Task & Conference Seating	Low Back	Adjustable	Standard Back Upholstery	Armless	Black Base
		M		2	1	A
		Mid Back		Perforated Back Upholstery	Fixed Cantilever	Silver Metallic Base
		H			2	J
		High Back			Adjustable Urethane Pad Arms	Jury Base
					3	
					Adjustable Upholstered Pad Arms	

**ME | MID BACK**

[illegible]

## ORDERING NOTES

The perforated leather option is not available on the *KrugExpress* program.

Perforated leather option is only available with the Krug in stock leather program.

Please specify clearly on purchase order if low gas lift is to be applied.




Seat slider option is available on all armless and adjustable arm versions at an upcharge of **\$55 list**.

For Jury Base version of this chair, please add a 'J' for the base style at the end of the model number and **add \$55** to the list price.

Value Mechanism Option - for a price reduction of \$100 per chair, we offer a lower-function mechanism option, which includes

full swivel and reward tilt capability, tilt tension control, and gas lift height adjustable activator.

PRODUCT CODE KEY						
Line	Series	Back Style	Back Adjustment	Back Details	Arm Style	Base
MTH	1	L	2	1	0	B
Me	Management, Task & Conference Seating	Low Back	Adjustable	Standard Back Upholstery	Armless	Black Base
		M		2	1	A
		Mid Back		Perforated Back Upholstery	Fixed Cantilever	Silver Metallic Base
		H			2	J
		High Back			Adjustable Urethane Pad Arms	Jury Base
					3	
					Adjustable Upholstered Pad Arms	

	DESCRIPTION/MODEL	COM 1	2	COL 3	4	FABRIC GRADES 5	6	7	LEATHER 8	9
	FIXED ARMS									
	MTH1 H2 11B	1020	1079	1127	1281	1355	1416	1542	1804	2019
	Standard back upholstery, black base									
	MTH1 H2 21B								1925	
	Perforated back upholstery, black base									
	MTH1 H2 11A	1112	1173	1219	1362	1443	1503	1629	1899	2106
	Standard back upholstery, silver metallic base									
	MTH1 H2 21A								2120	
Perforated back upholstery, silver metallic base										
	ADJUSTABLE URETHANE PAD ARMS									
	MTH1 H2 12B	987	1040	1085	1228	101	1362	1481	1736	1950
	Standard back upholstery, black base									
	MTH1 H2 22B								1863	
	Perforated back upholstery, black base									
	MTH1 H2 12A	1073	1127	1180	1315	1394	1449	1570	1831	2037
	Standard back upholstery, silver metallic base									
	MTH1 H2 22A								1950	
Perforated back upholstery, silver metallic base										
	UPHOLSTERED ADJUSTABLE PAD ARMS									
	MTH1 H2 13B	1031	1093	1141	1287	1369	1421	1555	1824	2046
	Standard back upholstery, black base									
	MTH1 H2 23B								1945	
	Perforated back upholstery, black base									
	MTH1 H2 13A	1127	1180	1234	1375	1462	1516	1642	1918	2139
	Standard back upholstery, silver metallic base									
	MTH1 H2 23A								2037	
Perforated back upholstery, silver metallic base										

**ORDERING NOTES**

The perforated leather option is not available on the *KrugExpress* program.

Perforated leather option is only available with the Krug in stock leather program.

Please specify clearly on purchase order if low gas lift is to be applied.

Seat slider option is available on all armless and adjustable arm versions at an upcharge of **\$55 list**.

For Jury Base version of this chair, please add a 'J' for the base style at the end of the model number and **add \$55** to the list price.

Value Mechanism Option - for a price reduction of \$100 per chair, we offer a lower-function mechanism option, which includes full swivel and reward tilt capability, tilt tension control, and gas lift height adjustable activator.

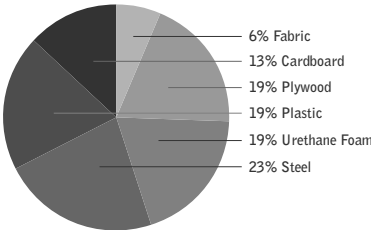
**PRODUCT CODE KEY**

Line	Series	Back Style	Back Adjustment	Back Details	Arm Style	Base
MTH	1	L	2	1	0	B
Me	Management, Task & Conference Seating	Low Back	Adjustable	Standard Back Upholstery	Armless	Black Base
		M		2	1	A
		Mid Back		Perforated Back Upholstery	Fixed Cantilever	Silver Metallic Base
		H			2	J
		High Back			Adjustable Urethane Pad Arms	Jury Base
					3	
					Adjustable Upholstered Pad Arms	

PAN AM



MATERIAL CONTENT:



PRE-CONSUMER  
RECYCLED CONTENT = 6.29%

POST-CONSUMER  
RECYCLE CONTENT = 18.32%

Up to 24.19% of Pan Am product is recyclable at the end of its useful life.

CONTRIBUTES TO		
CREDIT 2.1 - 2.2	Construction Waste Management	1-2 point(s)
CREDIT 3.3	Resource Reuse	1 point
CREDIT 4.1	Recycled Content	1 point
CREDIT 4.2	Recycled Content	1 point
CREDIT 4.5	Low Emitting Materials, Systems & Seating	1 point
CREDIT 5.1	Regional Materials*	1 point
CREDIT 7	Certified Wood (MUST BE REQUESTED)	1 point(s)

\*This credit is only applicable if in total 20% of the combined value of the procurement of construction materials and in the furniture are manufactured within a radius of 500 miles. This credit will apply if the installation of the finished product occurs within 500 miles of Kitchener, Ontario.

level® CERTIFICATION & AIR EMISSIONS CERTIFICATION



**level® CERTIFICATION**  
BIFMA's e3 Furniture Sustainability Standard is a voluntary, multi-attribute standard that measures the degree of sustainability of furniture. This standard evaluates product and company environmental attributes and compliance systems in a wide range of elements which include Materials, Energy & Atmosphere, Human & Ecosystem Health and Social Responsibility. Pan Am products have earned level®, BIFMA's sustainability certification program for furniture, certification through third-party verification against the e3 standard.



The mark of responsible forestry

**AIR EMISSIONS**  
All Pan Am products are supplied air-emissions certified. Contact customer service for information.

**FSC®**  
In 2005, Krug received Forest Stewardship Council® (FSC®) Chain-of-Custody certification for our manufacturing facilities. The FSC® Chain-of-Custody tracks certified wood from seedling to final sale. It signifies that the growth, harvesting and production of goods are entirely achieved through responsible forestry, which guarantees a healthy supply of forest resources for generations to come.



Architects, designers, and building professionals can specify FSC®-certified products in order to achieve a point from the U.S. Green Building Council's Leadership in Energy and Environmental Design (LEED) Rating System.



## ARM STYLES

Pan Am features three styles of fixed arms, including open urethane, closed upholstered and open upholstered versions.



## BACK STYLES

Available with two different back options, Mid and High, Pan Am is perfect for desk and conference applications.



## BASE STYLES

Featuring a five blade caster base with 2 1/4" hooded dual wheel casters, Pan Am bases are available in both Black Nylon, or Polished Aluminum.

## SEAT HEIGHT

In the seated position, a pull upwards on the height adjustment lever located under the seat of the user's right side adjusts the height up or down with a total height range of:

Standard gas lift: 3.5"

Low gas lift: 3.0"



## PAN AM CONTROLS

Pan Am is available with either a Swivel Tilt of Knee Tilt mechanism. All Pan Am seating features an adjustable tilt tension knob, and height adjustment lever. On the Knee Tilt version of Pan Am, the height adjustment lever also operates a forward tilt lock.



## TILT TENSION

A tilt tension knob is located under the seat for all versions of Pan Am. For Knee Tilt versions a push of the height adjustment lever toward the gas lift cylinder activates the tilt lock feature.

# PAN AM | DIMENSIONS & COM REQUIREMENTS

Presenting Pan Am, a modern design for Management, Conference and Task seating applications. This exceptionally comfortable and versatile chair is without question one of the best values available in seating.

		Overall Width	Overall Depth	Overall Height	Height of Arms from Floor	Width between Arms	Seat Depth	Shipping Weight	Cube	COM Yardage
MID BACK	Open Urethane	24.5	24.5	34.5	25	18.5	19	31	15.03	1.8
	Closed Upholstered	27.25	24.5	34.5	26.75	19	19	33	15.03	2.7
	Open Upholstered	24.5	24.5	34.5	25	18.5	19	31	15.03	2.2
HIGH BACK	Open Urethane	24.5	24.5	40	25	18.5	19	35	17.06	1.9
	Closed Upholstered	27.25	24.5	40	26.75	19	19	37	17.06	2.8
	Open Upholstered	24.5	24.5	40	25	18.5	19	35	17.06	2.3
HIGH BACK with Headrest	Open Urethane	24.5	24.5	46	25	18.5	19	37	18.75	2.5
	Closed Upholstered	27.25	24.5	46	26.75	19	19	39	18.75	3.4
	Open Upholstered	24.5	24.5	46	25	18.5	19	37	18.75	2.9

## OPTIONAL GAS LIFT HEIGHT RANGES

PAN AM is available with two gas lift ranges. Unless clearly specified on order, PAN AM seating will be provided with the standard gas lift. The gas lift ranges measured from the seat height are as follows:

Pan Am standard gas lift give a seat height no greater than 16.4" when lowered and no less than 20.2" when extended. Low gas lift give a seat height no greater than 15.04" when lowered and no less than 18" when extended.

Note: Some vinyls are not suitable for upholstery on Pan Am seating. For vinyls other than Maharam's Lariat, or Momentum's Cashmere, please submit a sample to Customer Service for a pre-approval process at time of order.

The pre-approval process is as follows:




1. A sample of the COM vinyl fabric must be provided to Krug Customer Service prior to or at time of order.
2. The sample will be reviewed and the customer advised if the fabric is unsuitable.
3. The COM vinyl will be inspected when received at the factory to identify and further concerns with its suitability.

## OPTIONS

Please contact Customer Service for more information on options for the Pan Am series. Height measurements of Pan Am are taken with the pneumatic lift in the lowest position. All dimensions are in inches and approximate and are subject to change without notice. Contact Customer Service if dimensions are critical.



PAN AM | MID BACK

DESCRIPTION/MODEL		COM	2	COL	FABRIC GRADES			LEATHER		
		1		3	4	5	6	7	8	9
	OPEN URETHANE ARMS									
	PAN1-M11B	761	826	903	969	1045	1116	1186	1257	1379
	Black base, swivel tilt									
	PAN1-M12B	858	929	999	1071	1148	1212	1290	1355	1476
	Black base, knee tilt									
	PAN1-M11A	858	929	999	1065	1142	1212	1283	1355	1476
	Polished aluminum base, swivel tilt									
	PAN1-M12A	954	1025	1097	1168	1245	1309	1386	1451	1574
Polished aluminum base, knee tilt										
	CLOSED UPHOLSTERED ARMS									
	PAN1-M21B	1116	1218	1329	1431	1535	1637	1747	1851	1973
	Black base, swivel tilt									
	PAN1-M22B	1218	1322	1431	1535	1637	1742	1844	1954	2076
	Black base, knee tilt									
	PAN1-M21A	1212	1316	1426	1528	1631	1734	1844	1947	2070
	Polished aluminum base, swivel tilt									
	PAN1-M22A	1316	1420	1528	1631	1734	1838	1940	2051	2173
Polished aluminum base, knee tilt										
	OPEN UPHOLSTERED ARMS									
	PAN1-M31B	1194	1295	1400	1508	1613	1715	1818	1923	2045
	Black base, swivel tilt									
	PAN1-M32B	1290	1400	1503	1604	1709	1818	1923	2024	2148
	Black base, knee tilt									
	PAN1-M31A	1290	1392	1497	1604	1709	1811	1902	2019	2142
	Polished aluminum base, swivel tilt									
	PAN1-M32A	1386	1497	1599	1702	1806	1916	2019	2121	2244
Polished aluminum base, knee tilt										

ORDERING NOTES






Please specify clearly on purchase order if low gas lift is to be applied.  
For jury base version of this chair, please add a ‘J’ for the base style at the end of the model number and add \$53 to the list price.



PRODUCT CODE KEY

Line	Series	Back Style	Arm Style	Mechanism	Base
PAN	1	M	1	1	B
PAN AM	Management, Task & Conference Seating	Mid Back	Open Urethane Arm	Swivel Tilt	Armless
		H	2	2	A
		High Back	Closed Upholstered Arm	Knee Tilt	Polished Aluminum Base
		HR	3		
		High Back with Headrest	Open Upholstered Arm		

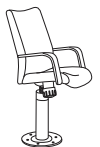
# PAN AM | HIGH BACK

DESCRIPTION/MODEL		COM 1	2	COL 3	FABRIC GRADES			LEATHER		
					4	5	6	7	8	9
	OPEN URETHANE ARMS									
	PAN1-H11B	767	839	915	993	1065	1142	1212	1290	1411
	Black base, swivel tilt									
	PAN1-H12B	864	943	1020	1097	1168	1245	1316	1392	1516
	Black base, knee tilt									
	PAN1-H11A	864	935	1012	1090	1161	1238	1309	1386	1508
	Polished aluminum base, swivel tilt									
	PAN1-H12A	959	1037	1116	1194	1262	1302	1411	1491	1613
	Polished aluminum base, knee tilt									
	CLOSED UPHOLSTERED ARMS									
	PAN1-H21B	1122	1233	1341	1451	1559	1664	1779	1883	2005
	Black base, swivel tilt									
	PAN1-H22B	1225	1334	1445	1553	1664	1767	1878	1985	2108
	Black base, knee tilt									
	PAN1-H21A	1218	1329	1437	1548	1658	1761	1878	1979	2102
	Polished aluminum base, swivel tilt									
	PAN1-H22A	1322	1431	1542	1650	1761	1862	1973	2082	2204
	Polished aluminum base, knee tilt									
	OPEN UPHOLSTERED ARMS									
	PAN1-H31B	1200	1309	1420	1521	1631	1742	1851	1960	2082
	Black base, swivel tilt									
	PAN1-H32B	1302	1411	1521	1625	1734	1844	1954	2064	2186
	Black base, knee tilt									
	PAN1-H31A	1295	1406	1516	1620	1728	1838	1947	2056	2180
	Polished aluminum base, swivel tilt									
	PAN1-H32A	1400	1508	1620	1721	1831	1940	2051	2160	2282
	Polished aluminum base, knee tilt									

## ORDERING NOTES

Please specify clearly on purchase order if low gas lift is to be applied.




For jury base version of this chair, please add a 'J' for the base style at the end of the model number and **add \$53** to the list price.



## PRODUCT CODE KEY

Line	Series	Back Style	Arm Style	Mechanism	Base
PAN	1	M	1	1	B
PAN AM	Management, Task & Conference Seating	Mid Back	Open Urethane Arm	Swivel Tilt	Armless
		H	2	2	A
		High Back	Closed Upholstered Arm	Knee Tilt	Polished Aluminum Base
		HR	3		
		High Back with Headrest	Open Upholstered Arm		

PAN AM | HIGH BACK WITH HEADREST

DESCRIPTION/MODEL		COM	COL	FABRIC GRADES			LEATHER			
		1	2	3	4	5	6	7	8	9
	OPEN URETHANE ARMS									
	PAN1-HR-11B	813	884	960	1039	1110	1187	1257	1335	1456
	Black base, swivel tilt									
	PAN1-HR-12B	910	988	1065	1142	1213	1290	1362	1438	1561
	Black base, knee tilt									
	PAN1-HR-11A	910	980	1057	1136	1206	1283	1354	1431	1553
	Polished aluminum base, swivel tilt									
PAN1-HR-12A	1005	1084	1162	1239	1309	1348	1456	1537	1658	
Polished aluminum base, knee tilt										
	CLOSED UPHOLSTERED ARMS									
	PAN1-HR-21B	1168	1278	1387	1497	1604	1709	1825	1928	2051
	Black base, swivel tilt									
	PAN1-HR-22B	1271	1379	1491	1599	1709	1813	1923	2031	2153
	Black base, knee tilt									
	PAN1-HR-21A	1263	1374	1482	1593	1703	1806	1923	2024	2148
	Polished aluminum base, swivel tilt									
PAN1-HR-22A	1367	1476	1588	1696	1806	1907	2019	2127	2249	
Polished aluminum base, knee tilt										
	OPEN UPHOLSTERED ARMS									
	PAN1-HR-31B	1245	1354	1465	1567	1676	1787	1896	2005	2127
	Black base, swivel tilt									
	PAN1-HR-32B	1348	1456	1567	1670	1779	1890	1999	2109	2231
	Black base, knee tilt									
	PAN1-HR-31A	1341	1451	1561	1665	1773	1883	1993	2102	2225
	Polished aluminum base, swivel tilt									
PAN1-HR-32A	1445	1553	1665	1767	1878	1986	2096	2205	2328	
Polished aluminum base, knee tilt										

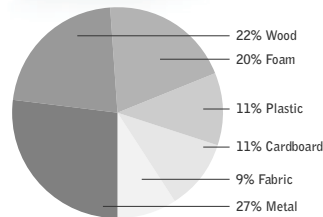
PRODUCT CODE KEY

Line	Series	Back Style	Arm Style	Mechanism	Base
PAN	1	M	1	1	B
PAN AM	Management, Task & Conference Seating	Mid Back	Open Urethane Arm	Swivel Tilt	Armless
		H	2	2	A
		High Back	Closed Upholstered Arm	Knee Tilt	Polished Aluminum Base
		HR	3		
		High Back with Headrest	Open Upholstered Arm		

## CADENCE



### MATERIAL CONTENT:



PRE-CONSUMER  
RECYCLED CONTENT = 4.67%

POST-CONSUMER  
RECYCLED CONTENT = 17.3%

Up to 26.67% of this Cadence product is recyclable at the end of its useful life.

### CONTRIBUTES TO

CREDIT 2.1 - 2.2	Construction Waste Management	1-2 point(s)
CREDIT 3.3	Resource Reuse	1 point
CREDIT 4.1	Recycled Content	1 point
CREDIT 4.5	Low Emitting Materials, Systems & Seating	1 point
CREDIT 5.1	Regional Materials*	1 point
CREDIT 7	Certified Wood (MUST BE REQUESTED)	1 point(s)

\*This credit is only applicable if in total 20% of the combined value of the procurement of construction materials and in the furniture are manufactured within a radius of 500 miles. This credit will apply if the installation of the finished product occurs within 500 miles of Kitchener, Ontario.

## level® CERTIFICATION & AIR EMISSIONS CERTIFICATION



### level® CERTIFICATION

BIFMA's e3 Furniture Sustainability Standard is a voluntary, multi-attribute standard that measures the degree of sustainability of furniture. This standard evaluates product and company environmental attributes and compliance systems in a wide range of elements which include Materials, Energy & Atmosphere, Human & Ecosystem Health and Social Responsibility. Cadence products have earned level®, BIFMA's sustainability certification program for furniture, certification through third-party verification against the e3 standard.



The mark of responsible forestry

### AIR EMISSIONS

All Cadence products are supplied air-emissions certified. Contact customer service for information.

### FSC®

In 2005, Krug received Forest Stewardship Council® (FSC®) Chain-of-Custody certification for our manufacturing facilities. The FSC® Chain-of-Custody tracks certified wood from seedling to final sale. It signifies that the growth, harvesting and production of goods are entirely achieved through responsible forestry, which guarantees a healthy supply of forest resources for generations to come.



Architects, designers, and building professionals can specify FSC®-certified products in order to achieve a point from the U.S. Green Building Council's Leadership in Energy and Environmental Design (LEED) Rating System.

## CADENCE | FEATURES



### RECLINE ADJUSTMENT

The recline adjustment on the Cadence series allows a 24 degree range of motion. The foremost lever located on the right-hand side (when you are in a seated position) engages a device to lock the back in any position within the chair's range of movement. Lowering the lever locks the back at any position within the range. Raising the lever releases the lock and the back will move freely through the entire range.



### SEAT HEIGHT ADJUSTMENTS

The rear-most lever located in the right-hand side (when you are in the seated position) activates the seat height adjustment. Pull up on the lever to adjust seat height up or down through a range of adjustment of 3 inches.

### BACK TENSION

A hand wheel centrally located near the front underside of the chair controls the amount of tension applied to the back. Turning the knob clockwise when you are in the seated position lessens the tension. Turning the knob counter-clockwise increases the tension.

### ARM HEIGHT

(on selected models only)

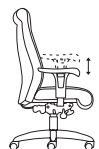
A trigger release button located outside and below the arm pad adjusts the arm height. Depress the trigger to raise arm through its height range of 3.5 inches and 8 settings. Depress the trigger to raise the arm, release when desired height is reached to lock in position.



### BACK HEIGHT ADJUSTMENT

(on selected models only)




The back height is adjustable on selected models of Cadence series. The mechanism adjusts the back while in the seated position. The adjustable height back has a 4 inch range of movement with an 8 position stop mechanism. Place both hands on either side of the lower back cushion and lift and click to the desired height. Raise the back to the highest position to release the back height lock and lower to the first and lowest position.



## CADENCE | DIMENSIONS & COM REQUIREMENTS

		Overall Width	Overall Depth	Overall Height	Seat Height	Height of Arms from floor	Width between Arms	Seat Depth	Height Range	Shipping Weight	Cube	COM Yardage
<b>MID BACK</b>	Urethane	24.5	26	36.75	17.75	26.75	19.5	19.75	4	43	18	2.3
	Narrow Width Adjustable	25	26	36.75	17.75	24.25-30.25	19.5	19.75	4	43	18	2.3
	Wood & Urethane	24.5	26	36.75	17.75	26.75	19.5	19.75	4	43	18	2.3
	Wood & Upholstered	24.5	26	36.75	17.75	26.75	19.5	19.75	4	43	18	2.8
	Completely Upholstered	24.5	26	36.75	17.75	26.75	19.5	19.75	4	43	18	3.0
	Armless	19.5	26	36.75	17.75	-	-	19.75	4	41	18	2.3
	Wide Width	26	26	36.75	17.75	26.75	21	19.75	4	45	18	2.3
	Adjustable	26.5	26	36.75	17.75	24.25-30.25	21	19.75	4	45	18	2.3
	Wood & Urethane	26	26	36.75	17.75	26.75	21	19.75	4	45	18	2.3
	Wood & Upholstered	26	26	36.75	17.75	26.75	21	19.75	4	45	18	2.8
<b>HIGH BACK</b>	Urethane	24.5	26	43	17.75	26.75	19.5	19.75	4	46	20	2.5
	Narrow Width Adjustable	25	26	43	17.75	24.25-30.25	19.5	19.75	4	46	20	2.5
	Wood & Urethane	24.5	26	43	17.75	26.75	19.5	19.75	4	46	20	2.5
	Wood & Upholstered	24.5	26	43	17.75	26.75	19.5	19.75	4	46	20	3.0
	Completely Upholstered	24.5	26	43	17.75	26.75	19.5	19.75	4	46	20	3.2
	Wide Width	26	26	43	17.75	26.75	21	19.75	4	48	20	2.5
	Adjustable	26.5	26	43	17.75	24.25-30.25	21	19.75	4	48	20	2.5
	Wood & Urethane	26	26	43	17.75	26.75	21	19.75	4	48	20	2.5
	Wood & Upholstered	26	26	43	17.75	26.75	21	19.75	4	48	20	3.0
	Completely Upholstered	26	26	43	17.75	26.75	21	19.75	4	48	20	3.2
<b>ARM CHAIR</b>		27.25	27	36	18.25	26	18.75	18	-	23	18	1.7

Height measurements are taken with the pneumatic lift (and adjustable arm and back when applicable) in the lowest position. All dimensions are in inches and approximate and are subject to change without notice. Contact Customer Service if dimensions are critical. Please specify wood species and finish when ordering. For a complete list of standard wood finishes please see page 4.

DESCRIPTION/MODEL/FINISH		COM 1	2	COL 3	FABRIC GRADES 4 5 6			LEATHER 7 8		9
	URETHANE ARMS									
	CAD1-MW11B	1041	1095	1141	1286	1363	1431	1541	1801	1964
	CAD1-MN11B									
	CAD1-MW21B									
	CAD1-MN21B									
	CAD1-MW11W Cherry, Maple, Walnut, Anigre	1237	1290	1334	1480	1560	1618	1736	1998	2152
	CAD1-MN11W Cherry, Maple, Walnut, Anigre									
	CAD1-MW21W Cherry, Maple, Walnut, Anigre									
	CAD1-MN21W Cherry, Maple, Walnut, Anigre									
	ADJUSTABLE ARMS									
	CAD1-MW15B	1001	1052	1097	1240	1313	1370	1484	1732	1899
	CAD1-MN15B									
	CAD1-MW25B									
	CAD1-MN25B									
	CAD1-MW15W Cherry, Maple, Walnut, Anigre	1198	1248	1292	1433	1507	1567	1680	1929	2087
	CAD1-MN15W Cherry, Maple, Walnut, Anigre									
	CAD1-MW25W Cherry, Maple, Walnut, Anigre									
	CAD1-MN25W Cherry, Maple, Walnut, Anigre									
	WOOD AND URETHANE ARMS									
	CAD1-MW12B	1107	1161	1250	1367	1449	1510	1638	1912	2072
	CAD1-MN12B									
	CAD1-MW22B									
	CAD1-MN22B									
	CAD1-MW12W Cherry, Maple, Walnut, Anigre	1301	1357	1407	1563	1644	1709	1835	2108	2259
	CAD1-MN12W Cherry, Maple, Walnut, Anigre									
	CAD1-MW22W Cherry, Maple, Walnut, Anigre									
	CAD1-MN22W Cherry, Maple, Walnut, Anigre									

## ORDERING NOTES




Value Mechanism Option - for a price reduction of \$100 per chair, we offer a lower-function mechanism option, which includes full swivel and rearward tilt capability, tilt tension control, and gas lift height adjustment activator.  
For jury base version of this chair, please add a 'J' for the base style at the end of the model number and **add \$53** to the list price.  
See page 86 for Cadence Guest seating.



## PRODUCT CODE KEY

Line	Series	Back Style	Back Adjustment	Arm Style	Base Style
CAD	1	MW	1	1	W
Cadence	Management Seating	Mid Back Wide	Fixed Back	Urethane	Wood
		MN	2	2	B
		Mid Back Narrow	Adjustable Back	Wood And Urethane	Black Nylon
				5	J
				Adjustable	Jury Base

# CADENCE | MID BACK

DESCRIPTION/MODEL/FINISH		COM		COL	FABRIC GRADES			LEATHER			
		1	2	3	4	5	6	7	8	9	
	WOOD AND UPHOLSTERED ARM										
	CAD1-MW13B	1250	1305	1396	1510	1594	1657	1783	2057	2259	
	CAD1-MN13B										
	CAD1-MW23B										
	CAD1-MN23B										
	CAD1-MW13W Cherry, Maple, Walnut, Anigre	1446	1503	1552	1709	1788	1853	1979	2254	2449	
	CAD1-MN13W Cherry, Maple, Walnut, Anigre										
	CAD1-MW23W Cherry, Maple, Walnut, Anigre										
CAD1-MN23W Cherry, Maple, Walnut, Anigre											
	COMPLETELY UPHOLSTERED										
	CAD1-MW14B	1215	1271	1360	1475	1556	1621	1747	2021	2245	
	CAD1-MN14B										
	CAD1-MW24B										
	CAD1-MN24B										
	CAD1-MW14W Cherry, Maple, Walnut, Anigre	1409	1466	1516	1672	1753	1817	1944	2219	2434	
	CAD1-MN14W Cherry, Maple, Walnut, Anigre										
	CAD1-MW24W Cherry, Maple, Walnut, Anigre										
CAD1-MN24W Cherry, Maple, Walnut, Anigre											
	ARMLESS										
	CAD1-MW10B	933	985	1031	1176	1254	1322	1432	1692	1873	
	CAD1-MN10B										
	CAD1-MW20B										
	CAD1-MN20B										
	CAD1-MW10W Cherry, Maple, Walnut, Anigre	1128	1181	1227	1373	1451	1508	1628	1887	2048	
	CAD1-MN10W Cherry, Maple, Walnut, Anigre										
	CAD1-MW20W Cherry, Maple, Walnut, Anigre										
CAD1-MN20W Cherry, Maple, Walnut, Anigre											

## ORDERING NOTES




Value Mechanism Option - for a price reduction of \$100 per chair, we offer a lower-function mechanism option, which includes full swivel and rearward tilt capability, tilt tension control, and gas lift height adjustment activator.  
 For jury base version of this chair, please add a 'J' for the base style at the end of the model number and **add \$53** to the list price.  
 See page 86 for Cadence Guest seating.



## PRODUCT CODE KEY

Line	Series	Back Style	Back Adjustment	Arm Style	Base Style
CAD	1	MW	1	0	W
Cadence	Management Seating	Mid Back Wide	Fixed Back	Armless	Wood
		MN	2	3	B
		Mid Back Narrow	Adjustable Back	Wood And Upholstered	Black Nylon
				4	J
				Completely Upholstered	Jury Base



DESCRIPTION/MODEL/FINISH		COM		COL	FABRIC GRADES			LEATHER			
		1	2	3	4	5	6	7	8	9	
	URETHANE ARMS										
	CAD1-HW11B		1131	1201	1252	1408	1503	1568	1709	2004	2180
	CAD1-HN11B										
	CAD1-HW21B										
	CAD1-HN21B										
	CAD1-HW11W Cherry, Maple, Walnut, Anigre		1329	1396	1449	1605	1699	1764	1904	2199	2368
	CAD1-HN11W Cherry, Maple, Walnut, Anigre										
	CAD1-HW21W Cherry, Maple, Walnut, Anigre										
	CAD1-HN21W Cherry, Maple, Walnut, Anigre										
	ADJUSTABLE ARMS										
	CAD1-HW15B		1087	1153	1205	1357	1445	1508	1644	1929	2107
	CAD1-HN15B										
	CAD1-HW25B										
	CAD1-HN25B										
	CAD1-HW15W Cherry, Maple, Walnut, Anigre		1284	1349	1401	1552	1642	1707	1841	2123	2294
	CAD1-HN15W Cherry, Maple, Walnut, Anigre										
	CAD1-HW25W Cherry, Maple, Walnut, Anigre										
	CAD1-HN25W Cherry, Maple, Walnut, Anigre										
	WOOD AND URETHANE ARM										
	CAD1-HW12B		1202	1276	1331	1501	1598	1667	1814	2128	2299
	CAD1-HN12B										
	CAD1-HW22B										
	CAD1-HN22B										
	CAD1-HW12W Cherry, Maple, Walnut, Anigre		1399	1470	1528	1696	1792	1861	2010	2325	2487
	CAD1-HN12W Cherry, Maple, Walnut, Anigre										
	CAD1-HW22W Cherry, Maple, Walnut, Anigre										
	CAD1-HN22W Cherry, Maple, Walnut, Anigre										

## ORDERING NOTES

Value Mechanism Option - for a price reduction of \$100 per chair, we offer a lower-function mechanism option, which includes full swivel and rearward tilt capability, tilt tension control, and gas lift height adjustment activator.



For jury base version of this chair, please add a 'J' for the base style at the end of the model number and **add \$53** to the list price. See page 86 for Cadence Guest seating.



## PRODUCT CODE KEY

Line	Series	Back Style	Back Adjustment	Arm Style	Base Style
CAD	1	HW	1	1	W
Cadence	Management Seating	High Back Wide	Fixed Back	Urethane	Wood
		HN	2	2	B
		High Back Narrow	Adjustable Back	Wood And Urethane	Black Nylon
				5	J
				Adjustable	Jury Base

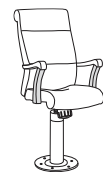
# CADENCE | HIGH BACK

DESCRIPTION/MODEL/FINISH		COM	2	COL	FABRIC GRADES			LEATHER			
		1		3	4	5	6	7	8	9	
	WOOD AND UPHOLSTERED ARM										
	CAD1-HW13B	1347	1420	1475	1644	1743	1810	1959	2273	2487	
	CAD1-HN13B										
	CAD1-HW23B										
	CAD1-HN23B										
	CAD1-HW13W	Cherry, Maple, Walnut, Anigre	1542	1615	1672	1841	1937	2008	2154	2471	2677
	CAD1-HN13W	Cherry, Maple, Walnut, Anigre									
	CAD1-HW23W	Cherry, Maple, Walnut, Anigre									
CAD1-HN23W	Cherry, Maple, Walnut, Anigre										
	COMPLETELY UPHOLSTERED ARM										
	CAD1-HW14B	1312	1384	1438	1607	1707	1774	1923	2237	2474	
	CAD1-HN14B										
	CAD1-HW24B										
	CAD1-HN24B										
	CAD1-HW14W	Cherry, Maple, Walnut, Anigre	1506	1579	1636	1804	1902	1972	2119	2434	2661
	CAD1-HN14W	Cherry, Maple, Walnut, Anigre									
	CAD1-HW24W	Cherry, Maple, Walnut, Anigre									
CAD1-HN24W	Cherry, Maple, Walnut, Anigre										

## ORDERING NOTES


Value Mechanism Option - for a price reduction of \$100 per chair, we offer a lower-function mechanism option, which includes full swivel and rearward tilt capability, tilt tension control, and gas lift height adjustment activator.

For jury base version of this chair, please add a 'J' for the base style at the end of the model number and **add \$53** to the list price. See page 86 for Cadence Guest seating.



## PRODUCT CODE KEY

Line	Series	Back Style	Back Adjustment	Arm Style	Base Style
CAD	1	HW	1	3	W
Cadence	Management Seating	High Back Wide	Fixed Back	Wood and Upholstered	Wood
	2	HN	2	4	B
	Guest Seating	High Back Narrow	Adjustable Back	Completely Upholstered	Black Nylon
		A			J
		Arm Chair			Jury Base



The mark of responsible forestry



All products are air emissions certified and are available as FSC® certified

# krug