

## SEATING & OCCASIONAL TABLES

Price and Specification Guide  
**CANADA**



Effective June 1, 2015

**krug**

# TABLE OF CONTENTS

## GENERAL INFORMATION

2	General Information
4	Finishes & Laminates
5	Krug Textiles - Upholstery Fabrics   Leather
6	Krug Textiles   Luxe Faux Leather
6	Graded-In Upholstery Programs
7	C.O.M.
8	KrugExpress Program
9	Base Styles

## PRICING & SPECIFICATIONS

### 10 Management & Task Seating

11	C5
20	Aqua
26	Dorso E
33	Dorso T
38	Dorso Weave
44	Dorso
51	Me
57	Pan Am
62	Cadence

### 68 Guest Seating

69	Addison
72	Blake
75	Dorso
78	Bali
80	Kita
83	Spence
85	Cadence

### 87 Multi-Purpose Seating

88	Karma
94	Corfu
100	Capri
102	Bank of England

### 104 Barstools & Counter Height Seating

105	Karma
107	Capri

### 109 Lounge Seating

110	Cressida
120	Leyton
131	Zola
149	Sutton
151	Carlyle
153	Brio
155	Sloane

### 157 Benches

158	Tate
164	Zola
173	Carlyle

### 175 Occasional Tables

176	Karma
181	Cressida
184	Leyton
186	Zola
191	Sutton
193	Virtu
195	Millennium
197	Prado
199	Carlyle

# GENERAL INFORMATION

## Terms and Conditions

Net 30 days on approved credit. A late payment charge of 1% per month will be applied on overdue invoices. This charge will be pro-rated to the number of days past 30 days that the invoice is overdue. All applicable sales taxes are extra. Distribution of this price list does not in itself constitute an offer to sell. Orders can be received only from authorized Krug dealers. Acceptance of any order and terms of sale may be established at the discretion of Krug. Deposits are required on orders received from new accounts as well as on large or special orders. Krug reserves the right to discontinue designs, or to change designs, construction, prices, or materials without notice.

## Customer Service Hours

Please note customer service hours are:

8:30 am to 5:00 pm est

1.888.578.KRUG

1.519.748.5177 fax

## Order Acknowledgements

Each order will be acknowledged via e-mail or fax. This acknowledgement is the final agreement between Krug and the customer, superseding all previous communications regarding the purchase order. Where there is a discrepancy on a purchase order between a product code and a description, Krug will make every effort to resolve the discrepancy, but will be ruled by the product code ordered. Please check all acknowledgements for accuracy, and advise Krug of any discrepancies with a purchase order.

## Cancellation

A cancellation can be made only by expressed agreement with Krug. A cancellation fee may be incurred for restocking.

## Dimensions

Dimensions are in inches and approximate, and subject to change without notice. Contact Customer Service if dimensions are critical.

## Blanket Wrapping

Krug will blanket wrap larger seating orders at customer's request. Please indicate on your purchase order and contact Customer Service.

## Storage Charges

Krug reserves the right to assess a nominal storage charge if a customer does not accept shipment of an order within a week of the ship date.

## Contact Information

Phone: 1.888.578.KRUG (5784)

Fax: 1.519.748.5177

Purchase Order Fax: 1.888.236.4783

Purchase Order E-mail: orders@krug.ca

Web: www.krug.ca

E-mail: solutions@krug.ca

## Installation Support

For assistance please contact Technical Support at 1-888-578-5784 x216 or e-mail installationhelp@krug.ca and you will be directed to the appropriate installation support person.

## Pricing

Krug endeavors to ensure that all prices in this price list reflect accurately our current prices. However, errors do occur and will be rectified through notices to the field. Krug reserves the right to acknowledge pricing that may be different from the price list.

## Warranty

Krug warrants the construction and the finish of all our products to be free from defects in materials and workmanship for a period of 10 years from the date of purchase. This warranty is applicable to products in use

by their original purchaser. This warranty does not apply to components and materials not manufactured by Krug: these are subject to the specific warranties of their manufacturers (if any). Textile (fabric, leather, vinyl, or any other covering material) suppliers do not guarantee their products for durability and color fastness, and nor does Krug. Casters, mechanical and electrical components have a warranty of five years from the date of purchase. The Krug warranty does not apply to COM-specified materials, damage caused by a carrier other than Krug, or variation in wood finishes due to natural wood color variation. Krug cannot be held responsible for variations in fabric dye lots from order to order. All fabric is carefully inspected when it is received, but a degree of variation in color should be expected. Repairs or replacement of any defect covered under this warranty by Krug will be made, at our option and method, at no charge to the original purchaser during the warranty period. Krug's judgement is final and binding with respect to the nature or cause of defects or damage, and the necessity or manner of repair or replacement.

This warranty does not apply to defects or damage resulting from:

- normal wear and tear occurring with the use of the product
- negligence, misuse, excessive use, alteration, improper cleaning or repair
- substitution or use of incorrect or unauthorized components or material
- handling or installation that is incorrect, or that causes damage or defect
- damage incurred by a freight carrier other than Krug
- wearing of finishes and fabrics, and normal variations in materials (including dye lot variations)
- properties of natural materials, including wood and leather
- exposure to environments with uncontrolled temperature and humidity (products must be transported, stored and used in climate-controlled conditions)

## Export Packaging

Krug is pleased to provide the option for export packaging on all our products, to provide additional protection from damage.

Export packaging is provided at an upcharge of 5% of the net selling price per item.

Export Packaging is STRONGLY RECOMMENDED for:

- (A) all shipments outside of the lower 48 states and Canada.
- (B) all shipments that will be held in storage for an extended period prior to installation.

**Important:** Please note that Krug will not be responsible for damage claims on product shipped or stored in the above conditions but where export packaging has not been utilized.

Please contact Customer Service for specifications or any other assistance regarding export packaging.

## Freight Terms and Conditions

1. All product is shipped FOB the Krug factory. Freight is either pre-paid to the destination (dealer's dock or territorial warehouse, where available) or not pre-paid, depending on established customer specific freight terms.

2. Docks at the selected delivery location must be equipped to handle a 53' trailer. If a dock is inadequate for delivery by Krug, Krug will re-deliver to another local location and any additional costs will be charged to the customer.

3. When a Krug territorial warehouse (where available) is selected as the default delivery location, it is understood that Krug pays freight cost to the territorial warehouse only, and no further. The Customer is responsible for all charges from this point.

## **Freight Terms and Conditions, con't.**

4. For all deliveries, it is understood that Krug or its agent is making a dock delivery only (equipped to handle a 53' trailer), and any further work of truck unloading, delivery beyond the dock, installation, and removal of packaging is not authorized or paid for by Krug.

5. Drop shipments to the installation site, and timed deliveries, are available on larger shipments (full truckloads or slightly less) at no additional charge. Drop shipments or timed deliveries for smaller shipments may not be available, or if available will require a surcharge. Deliveries on an after hours basis, or on weekends, or any other special requirements, may be subject to a surcharge. Location and contact information, and the requested time of delivery, is required at least one week prior to the acknowledged shipment date. If this information is not provided one week in advance, or if the location or time of the drop shipment is changed less than one week in advance, a surcharge may be applied, and/or the drop shipment may not be scheduled. For deliveries requested Monday to Thursday after 5:00 pm, please apply a surcharge of \$250/shipment. For deliveries requested Monday to Friday before 7:00 am, please apply a surcharge of \$250/shipment. For deliveries requested Friday (after 3:00 pm) or weekends, please apply a surcharge of \$500/shipment. (local times).

6. For all deliveries - whether to the Customer location or drop shipment - any circumstances that result in the delay of our carrier (including unsuitable receiving facilities, or facilities not open or available), service charges will be applied at the rate of \$75/hour. Where re-delivery is necessary because of these circumstances, the full cost of re-delivery will be charged. If Less Than Truck Load is delivering, one hour is allocated to unload. Any additional time required to unload after the first hour is \$75/hour. If a Truck Load is delivering the order, three hours is allocated to unload. Any additional time required to unload is \$75/hour. Direct deliveries to site for large orders are possible, (must exceed \$60,000 net), and accommodate 48 - 53' trailers. Krug is responsible for delivery to the approved delivery address. If an address change is required, this must be authorized by Krug 5 business days prior to ship date. Any additional delivery costs incurred after this time will be charged to the customer.

## **Product Strength and Durability Testing**

All management seating meets or exceeds the testing requirements of ANSI/BIFMA X5.1-2011. All lounge seating meets or exceeds the testing requirements of FNAE-80-214A. Specific test results and documentation are available on request.



## **Customer Satisfaction**

It is the primary goal of Krug and our staff to ensure the complete satisfaction of our customers with our products and performance. If a problem arises with a Krug product after the expiration of the limited warranty period, Krug will exercise its best efforts to achieve the satisfaction of the customer in a manner that is fair to all concerned.

## **Damaged Shipments**

All Krug product is well engineered, carefully inspected, and expertly loaded onto our trucks at our Distribution Center. If you receive any damaged freight, we ask that you do not refuse the shipment. Krug is not responsible for damage to goods that occurs in transit or storage. It is the purchaser and/or receiver's responsibility to examine the goods upon receipt and to notify Krug of any damages, overages or shortages. Any discrepancies should be noted on the Bill of Lading. The delivering carrier will not accept responsibility for shortages or

damages if signed "clear". Notification of concealed damage claims must be made to Krug Distribution within 5 days of delivery, along with digital pictures if available. All product and packaging must be available for inspection. Krug liability ceases after 5 business days and Krug will not be responsible for concealed damages if shipments are left unopened. Krug is not responsible for the condition of product that is stored or installed in an environment where temperature and humidity are not controlled.

## **Field Product Report Authorization**

Krug's written authorization, in the form of an FPR number, must be obtained prior to incurring charges of any kind if Krug is expected to pay these charges. This includes authorization for field repairs and replacements, installation and delivery charges. Krug reserves the right to have its representative inspect product related to any request for such authorizations, prior to that authorization being provided. Deductions from invoices paid for any charges to Krug, without prior written authorization in the form of an FPR, will not be accepted. Digital photographs may be required to complete the FPR process.

## **Returns**

No merchandise may be returned without Krug's prior written consent. In the event of an authorized return, a Field Product Report (FPR) number will be issued, and a restocking charge will apply. Return transportation charges must be prepaid. Unauthorized returns will not be accepted and will be returned freight collect. All merchandise being returned must be properly packaged in its original or comparable replacement packaging to ensure protection of the product during handling and transportation. Returns on orders duplicated by the customer must be received in their original packaging to be accepted. Product being returned where Krug has authorized its liability for replacement or repair will be thoroughly inspected on its return, and the results compared to the reason for the return stated on the FPR. Any discrepancies, such as additional damage, signs of usage, missing parts, etc., will result in an adjustment to the amount of credit issued.

## **Custom Capabilities**

Over 15% of our orders involve some type of custom work, and we invite our customers to make use of our extensive capabilities.

These include:

- 1) Dimensional customization of standard size products
- 2) Custom finishes
- 3) For larger orders, completely custom-designed products, as well as non-standard wood species can be specified.

Custom orders may require additional production lead times. Contact Engineering at the e-mail address [engquotes@krug.ca](mailto:engquotes@krug.ca).

## **Care and Maintenance Leather**

Leather is a natural product and requires very little care during use. Most stains can be removed with a clean dry cloth. For stubborn spots and stains, use a mild non-detergent cleaner, rinse well and let air dry naturally. Do not use saddle soap, cleaning solvents, furniture polish, oils, varnish, abrasive cleaners, soaps or ammonia waters.

## **Fabric Upholstery**

Professional upholstery cleaning is recommended.

## **Flammability Standards for Krug Fabric Program**

- Passes State of California Technical Bulletin CAL 117-2013

# WOOD FINISHES & LAMINATES

## WOOD FINISHES

Standard wood finishes are:

### Finishes on Beech

Appalachian Cherry  
American Cherry  
Imperial Cherry  
Light Cherry  
Medium Cherry  
Natural Cherry  
Sable Cherry  
Standard Cherry  
Light Oak  
Harvest Oak  
Mahogany  
Mellow Oak  
Espresso  
Cordovan Walnut  
Natural Walnut  
Regular Walnut  
Dark Walnut  
Clear Beech  
Medium Anigre

### Finishes on Maple

Clear Maple  
Honey Maple  
Wheat Maple

## PALETTE FINISHES

Black  
White  
Sand  
Soft Green  
Steel Blue  
Slate

## IN-STOCK LAMINATES

Krug's in-stock laminates are available in 16 laminate selections. There are 8 wood grain laminates, 4 solid color laminates in a selection of popular shades and 4 Exotic laminates offering a distinguished appearance. Exotic laminates are subject to minimum order quantities and extended lead times.

Wood Grain		Solid Laminates	
Name & Number	Supplier	Name & Number	Supplier
Corretto Cherry HP-288-N	Pionite	Black T203	Arborite
Mocha Cherry HP-341-N	Pionite	Shadows T201	Arborite
Monticello Maple 7925	Wilsonart	White D354-60	Wilsonart
Nightfall WX421-N	Pionite	Almond T445	Pionite
Samba Cherry T460	Arborite		
Shiraz Cherry T472	Arborite		
Sugarloaf Maple T630	Arborite		
Exotic Laminate			
Name & Number	Supplier		
Backwoods Sycamore HP689-N	Pionite		
Edgewood Sycamore HP690-N	Pionite		
Gunstock Walnut WW971-N	Pionite		
Thunderstorm HP-359-N	Pionite		

## Non-Stocked Laminates

For specific lead time and application questions, please contact Krug Customer Service for your requirement. Upcharges will be applicable for non-stocked laminates, depending on their cost. Non-stocked laminates may be subject to minimum orders sizes.

Wood is a natural product with inherent color variations that will never be fully mitigated by the finishing process. Please anticipate variation in colors within a single unit, from piece to piece, and from Krug wood finish samples. If a very close match is required, a sample must be provided with the order and an upcharge will apply. Exact color matches are not possible.

### Custom Wood Finishes

Add 10% list to your order for special finishes, a minimum upcharge is \$500 list per finish per order. (For example, on all orders up to \$5000 list an upcharge of \$500 will apply, on orders \$5000 and up add 10% list to order.)

Special finish upcharges on seating products are calculated on a grade 1 value. For orders with special finishes, a sample that is a minimum 3" by 3" must be received with the order. Special finishes may add additional lead time to production schedules. Since wood is a natural product, some variations in grain, color and stain acceptance will occur. In our finishing processes, we try to minimize variations, but some variation between samples and finished goods should be anticipated.

### Dual Finishes

Add 10% list per item if specifying dual finish.

### Standard Wood Finishes

No upcharge will be applied when specifying a finish available as standard on one species onto maple seating and occasional tables. Clear finishes are not available on other species since they are a clear finish on top of the natural veneer color.

### Finish Durability

The Krug Enduraguard finish, is a proprietary catalyzed varnish formulation, and has been repeatedly shown, through independent laboratory testing, to be the industry leader in durability and abrasion resistance. The Krug finish looks better longer than competitors, and is uniquely suited to the demands of healthcare environments.

## Krug Textiles - Fabric Program

Krug Grade 1, 2 and 3 fabrics are also available on a cut yardage basis.

### Grade 1

Perk	Vox	Fuse	Expo
Auburn	Bark	Azurean	Festive
Cabana	Black	Carmine	Fog
Cedar	Cocoa	Cress	Latte
Crimson	Downpour	Ginger	Leaf
Dijon	Eco	Iris	Lemon
Ebony	Frothe	Lunar	Oasis
Flint	Goldenrod	Malted	Raspberry
Patriot	Honest	Morel	Sky
Pewter	Hot	Pepper	Spirit
Regal	Limelight	Pimento	Sprout
Sesame	Morel	Pristine	Tuxedo
Walnut	Mystic	Saffron	Viola
	Navy	Walnut	Zest
	Oat		
	Par		
	Ruby		
	Snap		
	Turquoise		

### Grade 2

Epic	Bangle	Lineup
Azure	Baltic	Baltic
Capri	Cork	Fern
Espresso	Granite	Pewter
Flare	Orchid	Sandstone
Granite	Sable	Shadow
Jute	Suede	Spice
Kiwi	Teak	Tranquil
Limestone		
Pearl		
Porcini		
Regal		
Slice		
Steel		

### Grade 3

Solace	Current	Clang	Kinney
Almond	Birch	Amber	Coffee
Azul	Cadet	Claret	Frappe
Blaze	Eclipse	Clove	Glacier
Carmine	Espresso	Cress	Mineral
Celadon	Moss	Flint	Nectar
Cinder	Pecan	Malt	Steel
Earth	Plum	Raven	Valentine
Ebony			
Fossil			
Gilded			
Indigo			
Ivory			
Mineral			
Pear			
Peony			

## Krug Textiles - Leather Program

### Grade 8

Black	K13.1000	Graphite	K13.4000
Stone	K13.3000	Espresso	K13.8000
Sand	K13.5000	White	K13.9000

Please contact Customer Service for specific information on leathers, available colors and lead times.

**Krug Textiles - Faux Leather Program****Grade 2**

White	Bisque	Sprig
Cream	Chocolate	Chinchilla
Parchment	Black	Steel
Sandstone	Earth	Grey
Vanilla	Brick	Lagoon
Taupe	Wine	Pacific Blue
Mocha	Garnet	Navy
Tan	Rust	Plum
Chestnut	Citron	

## GRADED-IN UPHOLSTERY PROGRAMS

Krug has partnered with several textile brands to grade in their offerings, designed to provide a wide range of upholstery selections for our seating products.

Upholstery pricing and availability is subject to change without notice. We grade this upholstery according to the pricing of the fabric suppliers - when their pricing changes, the Krug grade may change.

When placing an order, a Krug customer must specify the complete upholstery number, along with the appropriate Krug model number and finish. Krug will supply the complete product at the prices listed. Orders specifying graded-in upholstery cannot be cancelled once the upholstery has been ordered.

**Upholstery Grades**

To determine the price of a product for graded-in upholstery, use the reference lists located on Krug's website under - Products - Textiles, to view the upholstery grade (1-9). Krug is not responsible for the discontinuation of this upholstery. Please contact Customer Service for information on upholstery not listed.

When two upholstery selections are specified for use on seating, the higher grade upholstery price will apply to the order.

High Performance upholstery; Polyurethane, Vinyl or Crypton, is particularly suitable for healthcare and other intensive-use environments.

**Upholstery Samples**

If you require additional samples or memos for presentation, please contact fabric supplier directly.

**Flammability Standards**

- Tunnel Test Surface Ratings Class A rating
- Class 1 UFAC
- Passes State of California Technical Bulletin CAL 117-2013

Please contact fabric supplier directly for further flammability information pertaining to specific upholstery.

**Special Conditions**

Acknowledgements will give the estimated delivery date of the finished product. Some upholstery is imported, and availability may affect estimated delivery time. For large projects, please contact fabric supplier directly for availability of yardage.



## CUSTOMER'S OWN MATERIAL - C.O.M.

### Customer's Own Material (COM/COL)

COM/COL must be received three weeks prior to the acknowledged ship date. Orders with COM/COL not received by the required deadline will be delayed.

A description of the upholstery cover, including supplier name, pattern name, upholstery cover name and color number must be included with the purchase order.

COM/COL testing requires 3 business days and samples are to be directed to Customer Service. The customer has the option of providing the sample COM/COL before, at time of order, or once the sample COM/COL is received. If the customer does not send a sample for approval in advance of sending actual material, Krug will not be responsible for the cost of any upholstery cover or other material that it determines to be unsuitable for the product or our process.

When the COM/COL upholstery cover is received at Krug, it must be clearly identified with the upholstery cover name and color, and tagged with name of the Krug customer and purchase order number. Krug will inspect all COM/COL upholstery covers when received to determine if it will be suitable for upholstery. Where Krug feels that the upholstery cover or leather specified will compromise the quality or integrity of our products, customers will be contacted to direct these concerns. Further, Krug reserves the right to refuse to accept and use any COM upholstery covers or leathers that will compromise our products in any way that is unacceptable to Krug. Krug cannot assume responsibility for the durability or tailoring quality of customer's own material.

Yardage specified in this price guide is approximate. In the case of multiple product orders, multiply the number of items by the COM yardage specified to determine upholstery cover required, unless otherwise indicated. Additional yardage may be needed if the material is less than 54" wide, or patterned or striped and requires matching. All COMs are cut "up the roll" unless otherwise stated by the customer. All striped upholstery covers will be applied vertically unless otherwise stated by the customer and after approval by Krug. Krug will not be responsible for directional or positional problems with its application of COM material, unless it has been provided with explicit instructions by the customer. Special instructions should be sent to Krug Customer Service, including a sample (or photocopy) of the upholstery cover. Krug is not responsible for instructions sent with the upholstery cover rolls, or for the method of upholstery if no instructions have been provided.


Price increases and freight charges to COM/COL acquired on the customer's behalf will be passed onto the customer.

### Application of Directional Upholstery cover

Some COM upholstery covers will be considered directional by Krug even though they are not considered directional by the supplier. All COMs are automatically cut "up the roll" unless otherwise stated by the customer (please see below).



Standard-Cut  
"up the roll"



Non-Standard-Cut  
across the roll "railroad"

### COM/COL Shipping Procedures

For seating COM/COL upholstery covers, please send upholstery covers to:

Krug Inc.  
111 Ahrens Street  
Kitchener, Ontario  
Canada N2H 4C2  
**Attention: RECEIVER**

COM/COL orders cannot be scheduled into production until the upholstery cover has arrived and inspection is complete.

All packages must be clearly marked **"For Customs Clearance by Russell A. Farrow Custom Brokers"**.

According to the North American Free Trade Agreement (NAFTA), goods shipped between the United States and Canada can qualify for exemption from all duties, or for a reduction in duties, if the goods can be proven to originate in either the United States, Canada or Mexico.

Canada Customs requires that a NAFTA Certificate of Origin and a Commercial Invoice be completed and sent with the upholstery cover shipment. The Commercial Invoice must clearly state the description of the upholstery cover, the selling price, the make-up or content, and the purchaser. The absence of these two documents will delay the shipments at the U.S./Canada border, thereby potentially delaying the customer order. If the total value of the shipment is less than \$1200 U.S., Customs will accept a Low Value Statement of Origin in place of the NAFTA Certificate of Origin. The Low Value Statement must be signed by a representative of the exporting company. This statement may either be included on the commercial invoice or attached to the invoice.

Krug is happy to answer any questions or concerns about COM/COL shipping procedures and the required documents. Please contact our Customs Specialist at 1.888.578.5784.

### CAL 133 & Moisture Barrier

California Technical Bulletin 133 is a flammability test for seating. Krug offers a compliance method which, in combination with non-flammable upholstery covers, may enable the products to meet certification requirements for this test. This process at the same time also provides the products with a Moisture Barrier - a treatment that helps to prevent the passage of liquids and moisture to inside of upholstered components - thereby conferring sanitary and anti-infection benefits. So when CAL 133 is specified, the product also automatically has a Moisture Barrier, and when a Moisture Barrier is specified, the product also features the compliance method and low flammability features of CAL 133.

The application of this upcharge and the compliance method does not mean that the specific configuration of product and upholstery cover are tested and officially certified as being CAL 133 compliant. If official certification is required, Krug will provide this (through an independent certified testing laboratory) at a charge of \$700 per item, plus the cost of the product to be tested. Lead time for certification testing is typically 4-8 weeks. Krug assumes no responsibility for the testing of our products in combination with upholstery covers, or for the results of any testing conducted. Some specific configurations of product and upholstery have already been tested. Please contact Customer Service for additional information.

### C.O.L. Yardage

To calculate C.O.L. yardage required, please use the following conversions based on COM yardage: Leather must be ordered in square footage.

- 17 square feet in a yard
- Approx. 3 yards in a hide
- Approx. 51 square feet in a hide
- Please use grade 3 pricing for COL

### COM APPROVAL PROCESS:

The approval process is as follows:

1. A sample of the COM fabric must be provided to Krug Customer Service prior to or at time of order.
2. The sample will be reviewed and the customer advised if the fabric is unsuitable.
3. The COM fabric will be inspected when received at the factory to identify any further concerns with its suitability.



## CUSTOMER'S OWN MATERIAL - C.O.M.

### Upholstery Cover Yardage Calculation

To calculate yardage required for COM and other non-standard upholstery cover orders, please contact Krug Customer Service at 1.888.578.5784.

Unless otherwise stated, upholstery cover rolls are assumed to be a minimum 54" wide. Please use the guide below to calculate the percentage of extra upholstery cover required to cover large repeats. The repeat is calculated by adding both the vertical and horizontal measurements together and then referring to the chart below for extra yardage required.

		2"-14"	15"-19"	20"-27"	28"-36"
FABRIC	Plain	Repeat	Repeat	Repeat	Repeat
54	0%	10%	15%	20%	25%
53-50	16%	20%	25%	30%	35%
48	16%	25%	30%	35%	40%
45	40%	50%	55%	60%	65%
36	50%	60%	65%	70%	75%

## KRUG EXPRESS

### PROGRAM DETAILS

*KrugExpress* orders are ready to ship by the date acknowledged. Delivery and shipping schedules may result in actual shipping of orders at a later date. Statutory holidays and scheduled factory vacations may add to acknowledged lead times of *KrugExpress* orders. Unless otherwise specified on the order, the customer's standard method of shipping Krug products will be utilized.

Available factory capacity for *KrugExpress* is filled by orders received on a "first come, first serve" basis. If the normal *KrugExpress* lead time is not available for your order because available capacity has been filled, you will be immediately advised of the earliest available ready-to-ship date. Please consult your Customer Service representative in advance if you wish to confirm the specific lead time availability for a *KrugExpress* order.

Orders must be received by midnight of a given day for that day to be considered the official day the order is received. Order lead times are acknowledged from the date the order is received, but not including the date the order is received.

*KrugExpress* orders must be "clean" when received in order to be considered officially received on a given day, and lead times will be acknowledged from the date orders are determined to be "clean".

Changes to *KrugExpress* orders are not allowed under any circumstances.

Orders for product on *KrugExpress* must clearly state: "*KrugExpress*".

COM and graded-in upholstery is available on *Krug Express*. Orders are scheduled on *Krug Express*, and given the best available date, when the upholstery is received at Krug. Some conditions apply.

### SEATING & OCCASIONAL TABLES PROGRAM

Orders for seating products on the *KrugExpress* program may be subject to quantity maximums. Please contact Krug Customer Service for more information.

Quantity maximums are dependent upon available capacity, in order to insure that we ship all orders on time. Please note that the CAL 133 option is not available on *KrugExpress*.

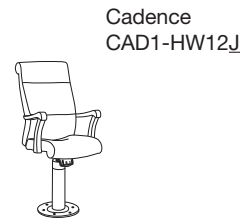

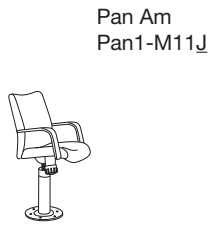
Only standard wood finishes are available for *KrugExpress* orders. Laminates are not available on *KrugExpress*.

*Krug Express* includes all Krug seating and occasional tables as well as Krug conference and casegood products to complement this seating offering.

## BASE STYLES

Base Styles	Description
<b>Black Nylon</b>	5 blade glass reinforced molded nylon base with 2 1/4" hooded dual wheel casters.
<b>Polished Aluminum</b>	5 blade polished cast aluminum base with 2 1/4" dual wheel casters (upcharge of \$110 applies.)
<b>Seat Slider</b>	Seat slider mechanism featuring a 2" range of adjustment front to back when seated. The lever to activate this feature is located under the seat of the user's left side and is activated by a simple twist of the knob.
<b>Wood</b>	5 blade steel bar stock base with finished wood caps and 2" black hooded dual wheel casters.
<b>Chrome</b>	5 blade polished chrome base with 2 1/4" dual wheel casters.
<b>Jury Bases</b>	Jury Bases assembly consists of a black 9" diameter conical/cast base for permanently mounting a chair to the floor. Into the base is inserted a black pneumatic gas cylinder with self returning action from rotation, and self returning height feature when exiting the chair. Allows for full 360 degree rotation. Limited degrees of rotation are not available.

### Jury Bases



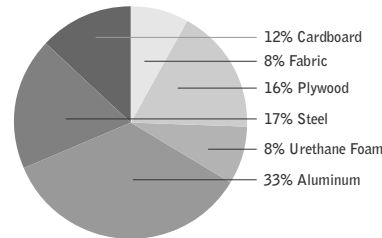
# MANAGEMENT & TASK SEATING

11	C5
20	Aqua
26	Dorso E
33	Dorso T
38	Dorso Weave
44	Dorso
51	Me
57	Pan Am
62	Cadence

## C5



### MATERIAL CONTENT:



PRE-CONSUMER  
RECYCLED CONTENT = 24.5%

POST-CONSUMER  
RECYCLED CONTENT = 19.4%

Up to 60.1% of this C5 product is recyclable at the end of its useful life.

### CONTRIBUTES TO

CREDIT 2.1 - 2.2	Construction Waste Management	1-2 point(s)
CREDIT 3.3	Resource Reuse	1 point
CREDIT 4.1	Recycled Content	1 point
CREDIT 4.2	Recycled Content	1 point
CREDIT 4.5	Low Emitting Materials, Systems & Seating	1 point
CREDIT 5.1	Regional Materials*	1 point
CREDIT 7	Certified Wood (MUST BE REQUESTED)	1 point(s)

\*This credit is only applicable if in total 20% of the combined value of the procurement of construction materials and in the furniture are manufactured within a radius of 500 miles. This credit will apply if the installation of the finished product occurs within 500 miles of Kitchener, Ontario.

## level® CERTIFICATION, AIR EMISSIONS AND FSC® CERTIFICATION



### level® CERTIFICATION

BIFMA's e3 Furniture Sustainability Standard is a voluntary, multi-attribute standard that measures the degree of sustainability of furniture. This standard evaluates product and company environmental attributes and compliance systems in a wide range of elements which include Materials, Energy & Atmosphere, Human & Ecosystem Health and Social Responsibility. C5 products have earned level®, BIFMA's sustainability certification program for furniture, certification through third-party verification against the e3 standard.



The mark of responsible forestry

### AIR EMISSIONS

All C5 products are supplied air-emissions certified. Contact customer service for information.

### FSC®

In 2005, Krug received Forest Stewardship Council® (FSC®) Chain-of-Custody certification for our manufacturing facilities. The FSC® Chain-of-Custody tracks certified wood from seedling to final sale. It signifies that the growth, harvesting and production of goods are entirely achieved through responsible forestry, which guarantees a healthy supply of forest resources for generations to come.

Architects, designers, and building professionals can specify FSC®-certified products in order to achieve a point from the US. Green Building Council's Leadership in Energy and Environmental Design (LEED) Rating System.



## C5 | FEATURES & OPTIONS

### ARM OPTIONS

C5 features four styles of fixed arms; polished aluminum with polymer pad, polished aluminum with upholstered pad, full black polymer arm, and fully upholstered arm.



**Polished Aluminum Arm with Polymer Pad**



**Polished Aluminum Arm with Upholstered Pad**



**Black Polymer Arm**



**Fully Upholstered** - Leather or Fabric wrapped upholstered arm with detailed top stitching.



### MECHANISM OPTIONS

**Swivel-Tilt** - Provides excellent value, durability and simplicity: forward and backward tilt, tilt lock, and 360 degree swivel, as well as vertical adjustment. Right side activated tension control. Available in black only.



**Knee Tilt** - Right side activated tension control and vertical adjustment. Left side 4 position activated tilt lock. Available in black powdercoat or polished aluminum.

### BASE STYLES

C5 seating is available in two base options. Choose from a black nylon, or a polished aluminum.



**Polished Aluminum**



**Black Glass Reinforced Nylon**



### Jury Base

The C5 series is available with a jury base. Jury base assembly consists of a black 9" diameter conical/cast base for permanently mounting a chair to the floor. Into the base is inserted a black pneumatic gas cylinder with self returning action from rotation, and self returning height feature when exiting the chair. Allows for full 360 degree rotation. Limited degrees of rotation are not available.

### SEAT

The seat has been carefully researched and shaped to provide extended sitting comfort, with a foam density that provides an optimal combination of softness and firmness.

### REPLACEABLE COMPONENTS

C5 chairs are uniquely designed to allow virtually all major components to be field replaced, providing a very cost effective means to significantly extend the life of the product. Seats, backs, mechanisms, arms, base and casters are field replaceable. Pricing and model numbers can be viewed online at [www.krug.ca](http://www.krug.ca).

### OPTIONS

#### COMBINATION UPHOLSTERY

When combination upholstery is with upholstery of the same grade or COM, an upcharge for dual fabrics is **\$22 list** per unit. When graded in combination upholstery is selected, use the highest upholstery grade or contact customer service for a quote. Please provide the fabric specified and a description of where each fabric is to be applied on the product in order to obtain a quote.

#### CAL 133 & MOISTURE BARRIER

California Technical Bulletin 133 is a flammability test for seating. Krug offers a compliance method which, in combination with non-flammable upholstery covers, may enable the products to meet certification requirements for this test. This process at the same time also provides the products with a Moisture Barrier - a treatment that helps to prevent the passage of liquids and moisture to inside of upholstered components - thereby conferring sanitary and anti-infection benefits. So when CAL 133 is specified, the product also automatically has a Moisture Barrier, and when a Moisture Barrier is specified, the product also features the compliance method and low flammability features of CAL 133. CAL 133 and Moisture Barrier are available for an upcharge of **\$44 list** per yard.

The application of this upcharge and the compliance method does not mean that the specific configuration of product and upholstery cover are tested and officially certified as being CAL 133 compliant. If official certification is required, Krug will provide this (through an independent certified testing laboratory) at a charge of \$700 per item, plus the cost of the product to be tested. Lead time for certification testing is typically 4-8 weeks. Krug assumes no responsibility for the testing of our products in combination with upholstery covers, or for the results of any testing conducted. Some specific configurations of product and upholstery have already been tested. Please contact Customer Service for additional information.

## C5 | DIMENSIONS & COM REQUIREMENTS

	Overall Width	Overall Depth	Overall Height	Seat Height min/max	Height of Arms from Floor	Width between Arms	Seat Depth	Shipping Weight	Cube	COM Yardage
<b>Mid Back</b>										
Polished Aluminum Arm with Polymer pad	25	23.8	43.9	18.9 - 22.8	26.5 - 30.4	21	17.8	43	17.4	1.7
Polished Aluminum Arm with Uph. Pad	25	23.8	43.9	18.9 - 22.8	26.5 - 30.4	21	17.8	43	17.4	1.9
Black Polymer Arm	25	23.8	43.9	18.9 - 22.8	26.5 - 30.4	21	17.8	43	17.4	1.7
Upholstered Arm	25	23.8	43.9	18.9 - 22.8	26.5 - 30.4	21	17.8	43	17.4	2.5
<b>High Back</b>										
Polished Aluminum Arm with Polymer Pad	25	23.8	49.9	18.9 - 22.8	26.5 - 30.4	21	17.8	46	20.0	2.1
Polished Aluminum Arm with Uph. Pad	25	23.8	49.9	18.9 - 22.8	26.5 - 30.4	21	17.8	46	20.0	2.3
Black Polymer Arm	25	23.8	49.9	18.9 - 22.8	26.5 - 30.4	21	17.8	46	20.0	2.1
Upholstered Arm	25	23.8	49.9	18.9 - 22.8	26.5 - 30.4	21	17.8	46	20.0	2.9

### MULTIPLE YARDAGE REQUIREMENTS

	Yardage Seat & Back Rest	Yardage Seat only	Yardage Back rest only	Yardage Upholstered Arm Pad (2)	Yardage Full Upholstered Arm (2)
<b>Mid Back</b>					
1 Chair	1.7	.9	1.5	.19	.8
2 Chairs	3.3	1.14	2.4	.19	1.06
3 Chairs	5	2.04	3.2	.19	1.5
4 Chairs	6.6	2.28	4	.19	2.19
<b>High Back</b>					
1 Chair	2.1	.9	1.95	.19	.8
2 Chairs	3.4	1.14	3.1	.19	1.06
3 Chairs	5.5	2.04	4.2	.19	1.5
4 Chairs	7.4	2.28	5.8	.19	2.19

#### DIMENSIONS:

Height measurements of C5 tilter are taken with the pneumatic lift in the lowest position and with a standard height range gas lift. All dimensions are in inches and approximate and are subject to change without notice. Contact Customer Service if dimensions are critical.

#### COM APPROVAL PROCESS:

The approval process is as follows:





1. A sample of the COM fabric must be provided to Krug Customer Service prior to or at time of order.
2. The sample will be reviewed and the customer advised if the fabric is unsuitable.
3. The COM fabric will be inspected when received at the factory to identify any further concerns with its suitability.

#### WEIGHT CAPACITY:

C5 has been tested to ANSI BIFMA.  
C5 is load rated to 300lbs



C5 EXECUTIVE | MID BACK

DESCRIPTION/MODEL	COM 1	2	COL 3	4	FABRIC GRADES 5	6	7	LEATHER 8	9	
	FULLY UPHOLSTERED ARM									
	C5E1MB41A	963	1009	1056	1121	1197	1262	1337	1430	1525
	Polished Aluminum knee tilt, Polished Aluminum base									
	C5E1MB42B	936	983	1030	1095	1170	1236	1310	1404	1497
Black Aluminum knee tilt, Black base										
	POLISHED ALUMINUM ARM WITH POLYMER PAD									
	C5E1MB11A	840	881	922	979	1045	1101	1168	1250	1331
	Polished Aluminum knee tilt, Polished Aluminum base									
	C5E1MB12B	814	855	896	952	1019	1075	1140	1222	1304
Black Aluminum knee tilt, Black base										
	BLACK POLYMER ARM									
	C5E1MB32B	753	794	835	917	999	1080	1162	1244	1407
	Black Aluminum knee tilt, Black base									
	BLACK POLYMER ARM									
	C5E1MB33C	725	765	806	864	929	987	1052	1134	1216
	Black Swivel tilt, Polished Aluminum base									
	C5E1MB33D	705	746	786	843	909	966	1032	1114	1196
Black Swivel tilt, Black base										






**ORDERING NOTES:**  
For jury base, please add a 'J' for the base style at the end of the model number and add **\$53 list**.  
Hard casters are the standard and soft wheel casters can be ordered for **\$44 list** per chair.  
For **Upholstered Arm Cap** on polished arm versions only select arm style 2 and add upcharge below.

1	2	3	4	5	6	7	8	9
\$78	\$83	\$87	\$94	\$101	\$107	\$114	\$123	\$132

PRODUCT CODE KEY

Line	Series	Back Style	Arm Style	Mechanism	Base Style
C5E	1	MB	1	1	A
C5 Executive (Horizontal Ribbed)	Tilter	Mid Back	Polished Aluminum Arm with Polymer Pad	Polished Aluminum Knee Tilt	Polished Aluminum Base for Knee Tilt
		HB	2	2	B
		High Back	Polished Aluminum Arm with Uph. Pad	Black Aluminum Knee Tilt	Black Base for Knee Tilt
			3	3	C
			Black Polymer Arm	Black Swivel Tilt	Polished Aluminum Base for Swivel Tilt
			4		D
			Fully Uph. Arm		Black Base for Swivel Tilt
					J
					Jury Base

# C5 EXECUTIVE | HIGH BACK

DESCRIPTION/MODEL	COM		COL	FABRIC GRADES			LEATHER			
	1	2	3	4	5	6	7	8	9	
	FULLY UPHOLSTERED ARM									
	C5E1HB41A	999	1051	1104	1177	1261	1336	1420	1525	1630
	Polished Aluminum knee tilt, Polished Aluminum base									
	C5E1HB42B	971	1025	1077	1151	1235	1308	1393	1498	1603
Black Aluminum knee tilt, Black base										
	POLISHED ALUMINUM ARM WITH POLYMER PAD									
	C5E1HB11A	876	922	969	1034	1110	1175	1250	1344	1437
	Polished Aluminum knee tilt, Polished Aluminum base									
	C5E1HB12B	849	896	943	1008	1083	1149	1223	1317	1410
Black Aluminum knee tilt, Black base										
	BLACK POLYMER ARM									
	C5E1HB32B	789	835	882	947	1022	1088	1162	1256	1349
	Black Aluminum knee tilt, Black base									
	BLACK POLYMER ARM									
	C5E1HB33C	760	807	854	920	994	1059	1135	1229	1322
	Black Swivel tilt, Polished Aluminum base									
	C5E1HB33D	740	786	834	899	974	1040	1114	1208	1301
Black Swivel tilt, Black base										
	<b>ORDERING NOTES:</b>									
	For jury base, please add a ‘J’ for the base style at the end of the model number and add <b>\$53 list</b> .									
	Hard casters are the standard and soft wheel casters can be ordered for <b>\$44 list</b> per chair.									
	For <b>Upholstered Arm Cap</b> on polished arm versions only select arm style 2 and add upcharge below.									
	1	2	3	4	5	6	7	8	9	
	\$78	\$83	\$87	\$94	\$101	\$107	\$114	\$123	\$132	

## PRODUCT CODE KEY

Line	Series	Back Style	Arm Style	Mechanism	Base Style
C5E	1	MB	1	1	A
C5 Executive (Horizontal Ribbed)	Tilter	Mid Back	Polished Aluminum Arm with Polymer Pad	Polished Aluminum Knee Tilt	Polished Aluminum Base for Knee Tilt
		HB	2	2	B
		High Back	Polished Aluminum Arm with Uph. Pad	Black Aluminum Knee Tilt	Black Base for Knee Tilt
			3	3	C
			Black Polymer Arm	Black Swivel Tilt	Polished Aluminum Base for Swivel Tilt
			4		D
			Fully Uph. Arm		Black Base for Swivel Tilt
					J
					Jury Base

## C5 CONTEMPORARY | MID BACK

DESCRIPTION/MODEL	COM 1	2	COL 3	4	FABRIC GRADES 5	6	7	LEATHER 8	9
-------------------	----------	---	----------	---	--------------------	---	---	--------------	---



### FULLY UPHOLSTERED ARM

C5C1MB41A	868	916	962	1028	1103	1168	1243	1337	1430
Polished Aluminum knee tilt, Polished Aluminum base									
C5C1MB42B	848	895	942	1007	1083	1148	1222	1316	1409
Black Aluminum knee tilt, Black base									



### POLISHED ALUMINUM ARM WITH POLYMER PAD

C5C1MB11A	746	786	827	885	950	1008	1073	1155	1237
Polished Aluminum knee tilt, Polished Aluminum base									
C5C1MB12B	726	767	807	864	930	987	1053	1135	1217
Black Aluminum knee tilt, Black base									



### BLACK POLYMER ARM

C5C1MB32B	658	699	740	798	863	921	986	1068	1150
Black Aluminum knee tilt, Black base									



### BLACK POLYMER ARM

C5C1MB33C	631	672	713	770	836	893	959	1041	1122
Black Swivel tilt, Polished Aluminum base									
C5C1MB33D	610	651	692	750	815	873	938	1020	1101
Black Swivel tilt, Black base									



### ORDERING NOTES:






For jury base, please add a 'J' for the base style at the end of the model number and add **\$53 list**.  
Hard casters are the standard and soft wheel casters can be ordered for **\$44 list** per chair.  
For **Upholstered Arm Cap** on polished arm versions only select arm style 2 and add upcharge below.

1	2	3	4	5	6	7	8	9
\$78	\$83	\$87	\$94	\$101	\$107	\$114	\$123	\$132

### PRODUCT CODE KEY

Line	Series	Back Style	Arm Style	Mechanism	Base Style
C5C	1	MB	1	1	A
C5 Contemporary	Tilter	Mid Back	Polished Aluminum Arm with Polymer Pad	Polished Aluminum Knee Tilt	Polished Aluminum Base for Knee Tilt
		HB	2	2	B
		High Back	Polished Aluminum Arm with Uph. Pad	Black Aluminum Knee Tilt	Black Base for Knee Tilt
			3	3	C
			Black Polymer Arm	Black Swivel Tilt	Polished Aluminum Base for Swivel Tilt
			4		D
			Fully Uph. Arm		Black Base for Swivel Tilt
					J
					Jury Base






# C5 CONTEMPORARY | HIGH BACK

DESCRIPTION/MODEL	COM		COL	FABRIC GRADES			LEATHER			
	1	2	3	4	5	6	7	8	9	
	FULLY UPHOLSTERED ARM									
	C5C1HB41A	901	953	1006	1079	1164	1238	1322	1427	1532
	Polished Aluminum knee tilt, Polished Aluminum base									
	C5C1HB42B	880	932	986	1059	1143	1217	1301	1407	1512
Black Aluminum knee tilt, Black base										
	POLISHED ALUMINUM ARM WITH POLYMER PAD									
	C5C1HB11A	778	825	872	938	1012	1077	1152	1246	1340
	Polished Aluminum knee tilt, Polished Aluminum base									
	C5C1HB12B	757	804	852	917	991	1057	1132	1225	1319
Black Aluminum knee tilt, Black base										
	BLACK POLYMER ARM									
	C5C1HB32B	691	737	784	849	925	990	1065	1158	1252
	Black Aluminum knee tilt, Black base									
	BLACK POLYMER ARM									
	C5C1HB33C	663	710	757	822	897	963	1037	1131	1224
	Black Swivel tilt, Polished Aluminum base									
	C5C1HB33D	643	689	736	801	877	942	1016	1110	1204
Black Swivel tilt, Black base										
										
<b>ORDERING NOTES:</b>										
For jury base, please add a 'J' for the base style at the end of the model number and add <b>\$53 list</b> .										
Hard casters are the standard and soft wheel casters can be ordered for <b>\$44 list</b> per chair.										
For <b>Upholstered Arm Cap</b> on polished arm versions only select arm style 2 and add upcharge below.										
	1	2	3	4	5	6	7	8	9	
	\$78	\$83	\$87	\$94	\$101	\$107	\$114	\$123	\$132	

## PRODUCT CODE KEY

Line	Series	Back Style	Arm Style	Mechanism	Base Style
C5C	1	MB	1	1	A
C5 Contemporary	Tilter	Mid Back	Polished Aluminum Arm with Polymer Pad	Polished Aluminum Knee Tilt	Polished Aluminum Base for Knee Tilt
		HB	2	2	B
		High Back	Polished Aluminum Arm with Uph. Pad	Black Aluminum Knee Tilt	Black Base for Knee Tilt
			3	3	C
			Black Polymer Arm	Black Swivel Tilt	Polished Aluminum Base for Swivel Tilt
			4		D
			Fully Uph. Arm		Black Base for Swivel Tilt
					J
					Jury Base

C5 PULLS | MID BACK

DESCRIPTION/MODEL	COM		COL		FABRIC GRADES			LEATHER		
	1	2	3	4	5	6	7	8	9	
	FULLY UPHOLSTERED ARM									
	C5P1MB41A	883	930	977	1043	1117	1182	1258	1351	1445
	Polished Aluminum knee tilt, Polished Aluminum base									
	C5P1MB42B	857	903	950	1015	1091	1156	1231	1325	1419
	Black Aluminum knee tilt, Black base									
	POLISHED ALUMINUM ARM WITH POLYMER PAD									
	C5P1MB11A	760	801	842	900	965	1023	1088	1170	1252
	Polished Aluminum knee tilt, Polished Aluminum base									
	C5P1MB12B	734	775	816	874	939	996	1062	1143	1225
Black Aluminum knee tilt, Black base										
	BLACK POLYMER ARM									
	C5P1MB32B	673	714	755	813	878	936	1001	1083	1164
	Black Aluminum knee tilt, Black base									
	BLACK POLYMER ARM									
	C5P1MB33C	646	687	728	784	851	907	973	1055	1137
	Black Swivel tilt, Polished Aluminum base									
	C5P1MB33D	625	666	707	764	830	887	952	1034	1116
	Black Swivel tilt, Black base									
	ORDERING NOTES:									
	For jury base, please add a 'J' for the base style at the end of the model number and add <b>\$53 list</b> .									
	Hard casters are the standard and soft wheel casters can be ordered for <b>\$44 list</b> per chair.									
	For <b>Upholstered Arm Cap</b> on polished arm versions only select arm style 2 and add upcharge below.									
	1	2	3	4	5	6	7	8	9	
	\$78	\$83	\$87	\$94	\$101	\$107	\$114	\$123	\$132	

PRODUCT CODE KEY

Line	Series	Back Style	Arm Style	Mechanism	Base Style
C5P	1	MB	1	1	A
C5 Pulls	Tilter	Mid Back	Polished Aluminum Arm with Polymer Pad	Polished Aluminum Knee Tilt	Polished Aluminum Base for Knee Tilt
		HB	2	2	B
		High Back	Polished Aluminum Arm with Uph. Pad	Black Aluminum Knee Tilt	Black Base for Knee Tilt
			3	3	C
			Black Polymer Arm	Black Swivel Tilt	Polished Aluminum Base for Swivel Tilt
			4		D
			Fully Uph. Arm		Black Base for Swivel Tilt
					J
					Jury Base

## C5 PULLS | HIGH BACK

DESCRIPTION/MODEL	COM 1	2	COL 3	4	FABRIC GRADES 5	6	7	LEATHER 8	9
-------------------	----------	---	----------	---	--------------------	---	---	--------------	---



### FULLY UPHOLSTERED ARM

C5P1HB41A	923	975	1028	1101	1187	1260	1344	1449	1554
Polished Aluminum knee tilt, Polished Aluminum base									
C5P1HB42B	897	949	1002	1075	1159	1233	1318	1423	1528
Black Aluminum knee tilt, Black base									



### POLISHED ALUMINUM ARM WITH POLYMER PAD

C5P1HB11A	800	847	894	959	1034	1099	1174	1268	1362
Polished Aluminum knee tilt, Polished Aluminum base									
C5P1HB12B	774	820	867	932	1007	1073	1148	1241	1335
Black Aluminum knee tilt, Black base									



### BLACK POLYMER ARM

C5P1HB32B	713	759	806	872	946	1012	1087	1180	1274
Black Aluminum knee tilt, Black base									



### BLACK POLYMER ARM

C5P1HB33C	672	718	765	831	906	971	1046	1139	1234
Black Swivel tilt, Polished Aluminum base									
C5P1HB33D	651	698	744	811	885	950	1026	1119	1213
Black Swivel tilt, Black base									



### ORDERING NOTES:

For jury base, please add a 'J' for the base style at the end of the model number and add **\$53 list**.

Hard casters are the standard and soft wheel casters can be ordered for **\$44 list** per chair.

For **Upholstered Arm Cap** on polished arm versions only select arm style 2 and add upcharge below.

1	2	3	4	5	6	7	8	9
\$78	\$83	\$87	\$94	\$101	\$107	\$114	\$123	\$132

### PRODUCT CODE KEY

Line	Series	Back Style	Arm Style	Mechanism	Base Style
C5P C5 Pulls	1 Tilter	MB Mid Back	1 Polished Aluminum Arm with Polymer Pad	1 Polished Aluminum Knee Tilt	A Polished Aluminum Base for Knee Tilt
		HB High Back	2 Polished Aluminum Arm with Uph. Pad	2 Black Aluminum Knee Tilt	B Black Base for Knee Tilt
			3 Black Polymer Arm	3 Black Swivel Tilt	C Polished Aluminum Base for Swivel Tilt
			4 Fully Uph. Arm		D Black Base for Swivel Tilt
					J Jury Base

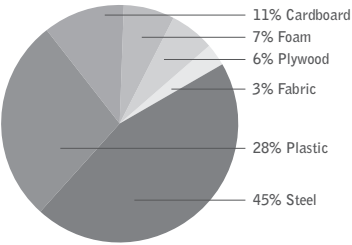


# AQUA | LEED CI CREDIT SUMMARY

## AQUA



### MATERIAL CONTENT:



PRE-CONSUMER  
RECYCLED CONTENT = 11.5%

POST-CONSUMER  
RECYCLE CONTENT = 21.91%

Up to 47.7% of Aqua product is recyclable at the end of its useful life.

### CONTRIBUTES TO

CREDIT 2.1 - 2.2	Construction Waste Management	1-2 point(s)
CREDIT 3.3	Resource Reuse	1 point
CREDIT 4.1	Recycled Content	1 point
CREDIT 4.2	Recycled Content	1 point
CREDIT 4.5	Low Emitting Materials, Systems & Seating	1 point
CREDIT 5.1	Regional Materials*	1 point
CREDIT 7	Certified Wood (MUST BE REQUESTED)	1 point(s)

\*This credit is only applicable if in total 20% of the combined value of the procurement of construction materials and in the furniture are manufactured within a radius of 500 miles. This credit will apply if the installation of the finished product occurs within 500 miles of Kitchener, Ontario.

## level® CERTIFICATION & AIR EMISSIONS CERTIFICATION



### level® CERTIFICATION

BIFMA's e3 Furniture Sustainability Standard is a voluntary, multi-attribute standard that measures the degree of sustainability of furniture. This standard evaluates product and company environmental attributes and compliance systems in a wide range of elements which include Materials, Energy & Atmosphere, Human & Ecosystem Health and Social Responsibility. Aqua products have earned level®, BIFMA's sustainability certification program for furniture, certification through third-party verification against the e3 standard.



### AIR EMISSIONS

All Aqua products are supplied air-emissions certified. Contact customer service for information.

### FSC®

In 2005, Krug received Forest Stewardship Council® (FSC®) Chain-of-Custody certification for our manufacturing facilities. The FSC® Chain-of-Custody tracks certified wood from seedling to final sale. It signifies that the growth, harvesting and production of goods are entirely achieved through responsible forestry, which guarantees a healthy supply of forest resources for generations to come.

Architects, designers, and building professionals can specify FSC®-certified products in order to achieve a point from the US. Green Building Council's Leadership in Energy and Environmental Design (LEED) Rating System.



## AQUA | FEATURES & OPTIONS

### ARM STYLE

Four arm styles are available on Aqua - Armless, T-Arm, Height Adjustable T-Arm and Fixed Cantilever Arm.



**T-Arm** - A comfortable and supportive urethane pad, 10" in length by 3.5" wide, which can be field replaced if damaged, as can the entire arm.



**Height Adjustable T-Arm** - In addition to the same features as the T-Arm version, the arm pad has a 3-position rotation horizontally: center, left and right. The arm pad also adjusts forward and rearward in 5 positions, and is height-adjustable in 9 positions ranging over 4".



**Cantilever Arm** - The top surface of this arm has been proportioned to provide comfortable arm support, with a resting surface of 10" x 2".



### ARM WIDTH ADJUSTMENT

Width adjustment is a standard feature on Aqua arm styles. T-Arms, and Height Adjustable T-Arms, can be width adjusted, operated by the handwheel located under the seat. The T-Arms are width adjustable in a range of 1.5" per arm, or 3" per chair. Cantilever arms can be width adjusted with tools instead of a handwheel, with adjustment range of 1" per arm, or 2" per chair.



### MECHANISM OPTIONS

**Synchro-Tilt Mechanism** - There are 5 recline/lock positions, in addition to a full range of free-flowing movement. The forward position of the pivot point allows the back and seat to adjust in a 2:1 ratio synchronously, providing comfortable recline of the back with minimal incline of the seat.



**Swivel-Tilt Mechanism** - Provides excellent value, durability and simplicity: forward and backward tilt, tilt lock, and 360 degree swivel, as well as vertical adjustment - ideal for short-term use environments, such as meeting rooms, where numerous adjustability features may not be desirable or necessary. Aqua Stools are only available with a Swivel Mechanism.



**Seat-Slider Option** - Available on the Synchro-Tilt Mechanism, this offers a 2" range of forward and rearward adjustment of the seat, with a locking feature. The addition of the seat slider adds 1/2" to the height of the seat and arms.



### BASE STYLE

Aqua seating is available with Black five star base and black gas cylinder, or optional Polished Aluminum five star base and chrome cylinder for an upcharge of **\$28 list**. Both bases come standard with dual wheel black casters. Hard casters are the standard and soft wheel casters can be ordered for **\$44 list** per chair. Aqua bases are also available with a fixed height option for an upcharge of **\$28 list** per chair.



### JURY BASE

The Aqua series is available with a jury base. Jury base assembly consists of a black 9" diameter conical/cast base for permanently mounting a chair to the floor. Into the base is inserted a black pneumatic gas cylinder with self returning action from rotation, and self returning height feature when exiting the chair. Allows for full 360 degree rotation. Limited degrees of rotation are not available.



### MESH BACKS

Mesh Backs are made of breathable polyester elastomers, the Mesh Back has an ideal tension that provides comfortable lumbar and thoracic support for extended use and healthy sitting - enhanced further with the air circulation provided by the mesh's unique design, and an easy-to-clean surface. The mesh back is also replaceable. Mesh colors available:

- White • Warm Grey • Black • Sky • Clay • Neo • Sunset • Cardinal



### UPHOLSTERED BACKS

A unique construction with a mesh suspension core, combined with extensively-researched ergonomic curvature, gives the Aqua back a form-fitting comfort and a thin profile that is designed for healthy long-term sitting.

### BACK TENSION

Back tension on the mechanism is controlled with an adjustment knob under the seat. It has been designed to provide a range of back tension adjustment suitable for users of varying sizes and preferences.

### REPLACEABLE COMPONENTS

Aqua chairs are uniquely designed to allow virtually all major components to be field replaced, providing a very cost effective means to significantly extend the life of the product. Seats, backs, mechanisms, arms, base and casters are field replaceable. Pricing and model numbers can be viewed online at [www.krug.ca](http://www.krug.ca).

### OPTIONS

#### COMBINATION UPHOLSTERY

When combination upholstery is with upholstery of the same grade or COM, an upcharge for dual fabrics is **\$22 list** per unit. When graded in combination upholstery is selected, use the highest upholstery grade or contact customer service for a quote. Please provide the fabric specified and a description of where each fabric is to be applied on the product in order to obtain a quote.

#### CAL 133 & MOISTURE BARRIER

California Technical Bulletin 133 is a flammability test for seating. Krug offers a compliance method which, in combination with non-flammable upholstery covers, may enable the products to meet certification requirements for this test. This process at the same time also provides the products with a Moisture Barrier - a treatment that helps to prevent the passage of liquids and moisture to inside of upholstered components - thereby conferring sanitary and anti-infection benefits. So when CAL 133 is specified, the product also automatically has a Moisture Barrier, and when a Moisture Barrier is specified, the product also features the compliance method and low flammability features of CAL 133. CAL 133 and Moisture Barrier are available for an upcharge of **\$44 list** per yard.

The application of this upcharge and the compliance method does not mean that the specific configuration of product and upholstery cover are tested and officially certified as being CAL 133 compliant. If official certification is required, Krug will provide this (through an independent certified testing laboratory) at a charge of \$700 per item, plus the cost of the product to be tested. Lead time for certification testing is typically 4-8 weeks. Krug assumes no responsibility for the testing of our products in combination with upholstery covers, or for the results of any testing conducted. Some specific configurations of product and upholstery have already been tested. Please contact Customer Service for additional information.

## AQUA | DIMENSIONS & COM REQUIREMENTS

	Overall Width	Overall Depth	Overall Height	Seat Height min/max	Height of Arms from Floor	Width between Arms	Seat Depth	Shipping Weight	Cube	COM Yardage
<b>Standard Height</b>										
Mesh Back										
Armless	20	23	38.3	17.3-21.7	N/A	N/A	17.4	40	18	0.75
T-Arm	26.5	23	38.3	17.3-21.7	25.5-30	17-20	17.4	40	18	0.75
Height Adjustable T-Arm	26.5	23	38.3	17.3-21.7	25.5-30	17-20	17.4	40	18	0.75
Cantilever	25.8	23	38.3	17.3-21.7	25.5-30	21-23	17.4	40	18	0.75
Upholstered Back										
Armless	20	23	38.3	17.3-21.7	N/A	N/A	17.4	41	18	1.4
T-Arm	26.5	23	38.3	17.3-21.7	25.5-30	17-20	17.4	41	18	1.4
Height Adjustable T-Arm	26.5	23	38.3	17.3-21.7	25.5-30	17-20	17.4	41	18	1.4
Cantilever	25.8	23	38.3	17.3-21.7	25.5-30	21-23	17.4	41	18	1.4

### Stool Height

Mesh Back										
Armless	20	23	43.8	24-31	N/A	N/A	17.4	40	20	0.75
T-Arm	26.5	23	43.8	24-31	32.5-36.75	17-20	17.4	40	20	0.75
Height Adjustable T-Arm	26.5	23	43.8	24-31	32.5-36.75	17-20	17.4	40	20	0.75
Cantilever	25.8	23	43.8	24-31	32.5-36.75	21-23	17.4	40	20	0.75
Upholstered Back										
Armless	20	23	43.8	24-31	N/A	N/A	17.4	41	20	1.4
T-Arm	26.5	23	43.8	24-31	32.5-36.75	17-20	17.4	41	20	1.4
Height Adjustable T-Arm	26.5	23	43.8	24-31	32.5-36.75	17-20	17.4	41	20	1.4
Cantilever	25.8	23	43.8	24-31	32.5-36.75	21-23	17.4	41	20	1.4

### MULTIPLE YARDAGE REQUIREMENTS

	Yardage MESH BACK Seats Only	Yardage UPHOLSTERED BACK Back Only	Yardage UPHOLSTERED Full Chair
1 Chair	.75	.94	1.28
2 Chairs	.75	1.8	2.53
3 Chairs	1.5	2.74	3.81
4 Chairs	1.5	3.6	5.06

Height measurements of Aqua tilter and teller chairs are taken with the pneumatic lift in the lowest position and with a standard height range gas lift.

All dimensions are in inches and approximate and are subject to change without notice. Contact Customer Service if dimensions are critical.

The approval process is as follows:

1. A sample of the COM fabric must be provided to Krug Customer Service prior to or at time of order.
2. The sample will be reviewed and the customer advised if the fabric is unsuitable.
3. The COM fabric will be inspected when received at the factory to identify any further concerns with its suitability.

### Aqua Standard Height



Armless



Fixed T- Arms



Adjustable T - Arms







Cantilever Arms

### Aqua Stool Height



### WEIGHT CAPACITY:

Aqua has been tested to 300lbs.

DESCRIPTION/MODEL	COM		COL		FABRIC GRADES			LEATHER	
	1	2	3	4	5	6	7	8	9
	Aqua Mesh Back, Armless with Swivel Tilt, 5 star base in black AQU1M03B								
	577	587	596	615	635	655	675	695	733
	Aqua Mesh Back, Armless with Synchro Tilt, 5 star base in black AQU1M01B								
	594	604	614	634	654	673	692	712	752
	Aqua Mesh Back, Armless with Synchro Tilt/Seat Slider, 5 star base in black AQU1M02B								
	627	637	647	667	687	706	725	745	785
	Aqua Mesh Back, T-Arm in black with Swivel Tilt, 5 star base in black AQU1M13B								
	679	688	698	718	738	757	777	796	836
	Aqua Mesh Back, T-Arm in black with Synchro Tilt, 5 star base in black AQU1M11B								
	697	707	717	735	755	775	795	815	853
	Aqua Mesh Back, T-Arm in black, with Synchro Tilt/Seat Slider, 5 star base in black AQU1M12B								
	730	740	750	768	788	808	828	848	886
	Aqua Mesh Back, Height Adjustable T-Arm in black with Swivel Tilt, 5 star base in black AQU1M23B								
	711	721	731	751	771	789	809	829	869
	Aqua Mesh Back, Height Adjustable T-Arm in black, with Synchro Tilt, 5 star base in black AQU1M21B								
	729	739	749	768	788	808	828	847	886
	Aqua Mesh Back, Height Adjustable T-Arm in black with Synchro Tilt/Seat Slider, 5 star base in black AQU1M22B								
	762	772	782	802	821	841	861	880	919
	Aqua Mesh Back, Cantilever Arm in black with Swivel Tilt, 5 star base in black AQU1M33B								
	620	630	639	658	678	698	718	738	776
	Aqua Mesh Back, Cantilever Arm in black, with Synchro Tilt, 5 star base in black AQU1M31B								
	637	647	657	677	697	716	735	755	795
	Aqua Mesh Back, Cantilever Arm in black with Synchro Tilt/Seat Slider, 5 star base in black AQU1M32B								
	670	680	690	710	730	749	768	788	828

## ORDERING NOTES

For jury base version, please add a 'J' for the base style at the end of the model number and add **\$53 list**.

For Polished Aluminum base please change the last letter in the model number from "B" to a "C" and add **\$28 list**.

Hard casters are the standard and **soft wheel casters** can be ordered for **\$44 list** per chair.

Mesh Colors available are listed on page 21.



Armless



T-Arm



Height Adjustable  
T-Arm











Cantilever

## PRODUCT CODE KEY

Line	Series	Back Style	Arm Style	Mechanism	Base Style
<b>AQU</b>	<b>1</b>	<b>M</b>	<b>0</b>	<b>1</b>	<b>B</b>
Aqua	Management, Task & Conference Seating	Mesh Back	Armless	Synchro Tilt	Black (5 Star Base)
		<b>U</b>	<b>1</b>	<b>2</b>	<b>J</b>
		Upholstered	T-Arm	Synchro Tilt/ Seat Slider	(Jury Base)
			<b>2</b>	<b>3</b>	<b>C</b>
			Height Adjustable T-Arm	Swivel Tilt	Polished Aluminum
			<b>3</b>		
			Cantilever		

AQUA | UPHOLSTERED BACK

DESCRIPTION/MODEL	COM		COL		FABRIC GRADES		LEATHER		9	
	1	2	3	4	5	6	7	8		
	Aqua Upholstered Back, Armless with Swivel Tilt, 5 star base in black									
	AQU1U03B	658	692	727	796	864	933	1002	1071	1208
	Aqua Upholstered Back, Armless with Synchro Tilt, 5 star base in black									
AQU1U01B	676	710	745	814	882	951	1020	1088	1226	
	Aqua Upholstered Back, Armless with Synchro Tilt/Seat Slider, 5 star base in black									
	AQU1U02B	709	743	778	847	915	985	1053	1121	1259
	Aqua Upholstered Back, T-Arm in black, with Swivel Tilt, 5 star base in black									
	AQU1U13B	761	795	829	897	967	1035	1105	1173	1311
	Aqua Upholstered Back, T-Arm in black, with Synchro Tilt, 5 star base in black									
AQU1U11B	778	813	847	916	985	1054	1122	1191	1329	
	Aqua Upholstered Back, T-Arm in black, with Synchro Tilt/Seat Slider, 5 star base in black									
	AQU1U12B	811	846	880	949	1018	1087	1155	1224	1362
	Aqua Upholstered Back, Height Adjustable T-Arm in black with Swivel Tilt, 5 star base in black									
	AQU1U23B	793	827	862	931	999	1068	1117	1206	1343
	Aqua Upholstered Back, Height Adjustable T-Arm in black with Synchro Tilt, 5 star base in black									
AQU1U21B	811	846	880	948	1018	1086	1155	1224	1362	
	Aqua Upholstered Back, Height Adjustable T-Arm in black, with Synchro Tilt/Seat Slider, 5 star base in black									
	AQU1U22B	845	879	913	981	1051	1119	1188	1257	1395
	Aqua Upholstered Back, Cantilever Arm in black with Swivel Tilt, 5 star base in black									
	AQU1U33B	701	735	770	839	907	976	1045	1114	1251
	Aqua Upholstered Back, Cantilever Arm in black with Synchro Tilt, 5 star base in black									
AQU1U31B	719	753	788	857	925	994	1063	1131	1269	
	Aqua Upholstered Back, Cantilever Arm in black, with Synchro Tilt/Seat Slider, 5 star base in black									
	AQU1U32B	752	786	821	890	958	1028	1096	1164	1302

ORDERING NOTES

For jury base version, please add a ‘J’ for the base style at the end of the model number and add **\$53 list**.

For Polished Aluminum base please change the last letter in the model number from “B” to a “C” and add **\$28 list**.

Hard casters are the standard and **soft wheel casters** can be ordered for **\$44 list** per chair.



Armless



T-Arm



Height Adjustable  
T-Arm







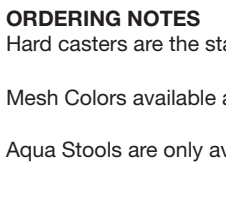
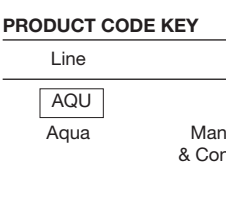

Cantilever

PRODUCT CODE KEY

Line	Series	Back Style	Arm Style	Mechanism	Base Style
AQU Aqua	1 Management, Task & Conference Seating	M Mesh Back	0 Armless	1 Synchro Tilt	B Black (5 Star Base)
		U Upholstered	1 T-Arm	2 Synchro Tilt/ Seat Slider	J (Jury Base)
			2 Height Adjustable T-Arm	3 Swivel Tilt	C Polished Aluminum
			3 Cantilever		



# AQUA STOOL | MESH BACK

DESCRIPTION/MODEL		COM 1	2	COL 3	FABRIC GRADES		7	LEATHER 8	9
	Aqua Stool Mesh Back, Armless, 5 star in black with glides or casters								
	AQT1M0G (glides)	624	634	644	664	684	702	722	742
	AQT1M0B (casters)								782
	Aqua Stool Upholstered Back, Armless, 5 star base in black with glides or casters								
	AQT1U0G (glides)	706	740	775	843	912	981	1050	1119
	AQT1U0B (casters)								1256
	Aqua Stool Mesh Back, T-Arm in black, with 5 star base in black with glides or casters								
	AQT1M1G (glides)	727	736	746	766	785	805	825	845
	AQT1M1B (casters)								884
	Aqua Stool Upholstered Back, T-Arm in black, 5 star base in black with glides or casters								
	AQT1U1G (glides)	808	842	876	946	1014	1084	1152	1220
	AQT1U1B (casters)								1358
	Aqua Stool Mesh Back, Height Adjustable T-Arm in black, 5 star base in black with glides or casters								
	AQT1M2G (glides)	760	768	778	798	818	838	858	876
	AQT1M2B (casters)								916
	Aqua Stool Upholstered Back, Height Adjustable T-Arm in black, 5 star base in black with glides or casters								
	AQT1U2G (glides)	841	875	910	978	1047	1116	1185	1254
	AQT1U2B (casters)								1391
	Aqua Stool Mesh Back, Cantilever Arm in black, 5 star base in black with glides or casters								
	AQT1M3G (glides)	667	677	687	707	727	745	765	785
	AQT1M3B (casters)								825
	Aqua Stool Upholstered Back, Cantilever Arm in black, 5 star base in black with glides or casters								
	AQT1U3G (glides)	749	783	818	886	955	1024	1093	1162
	AQT1U3B (casters)								1299

## ORDERING NOTES

Hard casters are the standard and **soft wheel casters** can be ordered for **\$44 list** per chair.

Mesh Colors available are listed on page 21.

Aqua Stools are only available with a Swivel Mechanism.

## PRODUCT CODE KEY

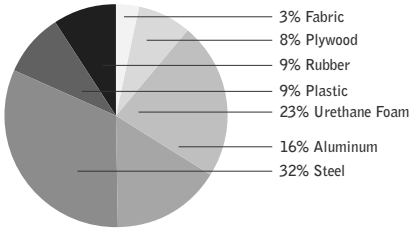
Line	Series	Back Style	Arm Style	Base Style
<b>AQU</b>	<b>1</b>	<b>M</b>	<b>0</b>	<b>B</b>
Aqua	Management, Task & Conference Seating	Mesh Back	Armless	Black (Casters)
		<b>U</b>	<b>1</b>	<b>G</b>
		Upholstered	T-Arm	(Glides)
			<b>2</b>	<b>C</b>
			Height Adjustable T-Arm	Polished Aluminum
			<b>3</b>	
			Cantilever	



DORSO E-LINE



MATERIAL CONTENT:



PRE-CONSUMER  
RECYCLED CONTENT = 17.95%

POST-CONSUMER  
RECYCLED CONTENT = 17.72%

Up to 61.36% of Dorso E product is recyclable at the end of its useful life.

CONTRIBUTES TO		
CREDIT 2.1 - 2.2	Construction Waste Management	1-2 point(s)
CREDIT 3.3	Resource Reuse	1 point
CREDIT 4.1	Recycled Content	1 point
CREDIT 4.2	Recycled Content	1 point
CREDIT 4.5	Low Emitting Materials, Systems & Seating	1 point
CREDIT 5.1	Regional Materials*	1 point
CREDIT 7	Certified Wood (MUST BE REQUESTED)	1 point(s)

\*This credit is only applicable if in total 20% of the combined value of the procurement of construction materials and in the furniture are manufactured within a radius of 500 miles. This credit will apply if the installation of the finished product occurs within 500 miles of Kitchener, Ontario.

level® CERTIFICATION & AIR EMISSIONS CERTIFICATION



**level® CERTIFICATION**  
BIFMA's e3 Furniture Sustainability Standard is a voluntary, multi-attribute standard that measures the degree of sustainability of furniture. This standard evaluates product and company environmental attributes and compliance systems in a wide range of elements which include Materials, Energy & Atmosphere, Human & Ecosystem Health and Social Responsibility. Dorso products have earned level®, BIFMA's sustainability certification program for furniture, certification through third-party verification against the e3 standard.



The mark of responsible forestry

**AIR EMISSIONS**  
All Dorso products are supplied air-emissions certified. Contact customer service for information.

**FSC®**  
In 2005, Krug received Forest Stewardship Council® (FSC®) Chain-of-Custody certification for our manufacturing facilities. The FSC® Chain-of-Custody tracks certified wood from seedling to final sale. It signifies that the growth, harvesting and production of goods are entirely achieved through responsible forestry, which guarantees a healthy supply of forest resources for generations to come.

Architects, designers, and building professionals can specify FSC®-certified products in order to achieve a point from the US. Green Building Council's Leadership in Energy and Environmental Design (LEED) Rating System.





### ARM STYLES

Optional fixed cantilever or an adjustable black arm constructed of die cast metal with textured plastic arm pads. The adjustable arms feature seven height adjustment positions, with a total adjustment range of 2.75". All Dorso models are also available in armless versions.

### E-LINE

Fixed cantilever and adjustable arms are available in Black, Silver Metallic or Polished Chrome accent finishes to match metal base. The fixed arm is also available in black textured plastic and upholstered fabric/leather version.

### T-LINE

Fixed cantilever and adjustable arms are available in black textured plastic.



### BASE STYLES

#### E-LINE & T-LINE

Dorso seating features optional Silver Metallic, polished Chrome or Black finish and dual wheel casters.



### DORSO CONTROLS

All Dorso E-Line and T-Line come with synchro tilt mechanism. The tilt adjustment range offers five recline-lock positions, as well as free flowing movement. The forward pivot mechanism allows the back and the seat to articulate synchronously in a 2:1 ratio, so that upward tilt of the seat is minimized as the back reclines.

### SEAT HEIGHT

In the seated position, a pull upwards on the height adjustment lever located under the seat of the user's right side adjusts the height up or down with a total height range of 4.5".

### BACK TENSION

Back tension on the mechanism is controlled with an adjustment knob under the seat. It has been designed to provide a range of back tension adjustment suitable for users of varying sizes and preferences.

### SEAT SLIDER

All Dorso tilters are available with an optional seat slider mechanism featuring a 2" range of adjustment front to back when seated. The lever to activate this feature is located under the seat of the user's right side and is activated by an upward pull of the lever.



### BACK HEIGHT

Back height adjustment is an option on Dorso E & T Line. It offers an adjustment range of 11 positions, over a 2" range of movement. Back height adjustment is operated while in the seated position, by placing the right hand on the right bottom of the chair back, and the left hand on the left bottom of the chair back. The back is lifted and clicked into the desired height. Raising the back to the highest position releases the back height lock so it can be lowered.

## DORSO E-LINE | DIMENSIONS & COM REQUIREMENTS

Dorso E features a generous seat & back that provides unparalleled comfort and support.

Model Number		Overall Width	Overall Depth	Overall Height	Seat Height Min/Max	Height of Arms from Floor	Width between Arms	Height Range	Seat Depth	Shipping Weight	Cube	COM Yardage
DEC1-HB/DES1-HB	Fixed	25.25	25	50	17.5-22.125	25.6875-30.25	21	47-52	18	44	19	2.2
DEB1-HB	Fixed Upholstered	25.5	25	50	17.5-22.125	25.6875-30.25	20.5	47-52	18	44	19	2.2
	Adjustable	25.5	25	50	17.5-22.125	26-34	21	47-52	18	44	19	2.2
	Armless	20.5	25	50	17.5-22.125	N/A	N/A	47-52	18	40	19	2.2
DEC1-MB/DES1-MB	Fixed	25.25	25	43	17.5-22.125	25.6875-30.25	21	40-45	18	41	16	2
DEB1-MB	Fixed Upholstered	25.5	25	43	17.5-22.125	25.6875-30.25	20.5	40-45	18	41	16	2
	Adjustable	25.5	25	43	17.5-22.125	26-34	21	40-45	18	41	16	2
	Armless	20.5	25	43	17.5-22.125	N/A	N/A	40-45	18	37	16	2

### DORSO | E-LINE



**Note:** Some vinyls, leathers and upholsteries are not suitable for application on Dorso E seating. For vinyls, please submit a sample to Customer Service for pre-approval process at time of order.

**The pre-approval process is as follows:**

1. A sample of the COM must be provided to Krug Customer Service prior to or at time of order.
2. The sample will be reviewed and the customer advised if the fabric is unsuitable.
3. The COM fabric or leather itself will be inspected when received at the factory, to identify and further concerns with its suitability.

#### ORDERING NOTES:

Height measurements of Dorso E are taken with the pneumatic lift in the lowest position. All dimensions are in inches and approximate and are subject to change without notice. Contact Customer Service if dimensions are critical.

## DORSO T-LINE | DIMENSIONS & COM REQUIREMENTS

Dorso T - a strikingly modern chair design, provides a level of long term sitting comfort and support.

Model Number		Overall Width	Overall Depth	Overall Height	Seat Height Min/Max	Height of Arms from Floor	Width between Arms	Height Range	Seat Depth	Shipping Weight	Cube	COM Yardage
DTC1-HB/DTS1-HB/	Fixed	25.25	24	49	16.75-21.375	27.5-30.25	20	46-51	18	44	19	2
	Adjustable	25.5	24	49	16.75-21.375	26-34	20	46-51	18	44	19	2
	Armless	20.5	24	49	16.75-21.375	N/A	N/A	46-51	18	40	19	2
DTB1-HB	Fixed	25.25	24	49	16.75-21.375	27.5-30.25	20	46-51	18	44	19	2
	Adjustable	25.5	24	49	16.75-21.375	26-34	20	46-51	18	44	19	2
	Armless	20.5	24	49	16.75-21.375	N/A	N/A	46-51	18	37	19	2
DTC1-MB/DTS1-MB	Fixed	25.25	24	42	16.75-21.375	27.5-30.25	20	39-44	18	41	16	1.8
DTB1-MB	Adjustable	25.5	24	42	16.75-21.375	26-34	20	39-44	18	41	16	1.8
	Armless	20.5	24	49	16.75-21.375	N/A	N/A	39-44	18	37	16	1.8

### DORSO | T-LINE



**Note:** Some vinyls, leathers and upholsteries are not suitable for application on Dorso T seating. For vinyls, please submit a sample to Customer Service for pre-approval process at time of order.





**The pre-approval process is as follows:**

1. A sample of the COM must be provided to Krug Customer Service prior to or at time of order.
2. The sample will be reviewed and the customer advised if the fabric is unsuitable.
3. The COM fabric or leather itself will be inspected when received at the factory, to identify and further concerns with its suitability.

#### OPTIONS

Height measurements of Dorso T are taken with the pneumatic lift in the lowest position. All dimensions are in inches and approximate and are subject to change without notice. Contact Customer Service if dimensions are critical.

# DORSO E-LINE | MID BACK

DESCRIPTION/MODEL	COM	COL		FABRIC GRADES			LEATHER			
	1	2	3	4	5	6	7	8	9	
	Fixed Back; Fixed Arms - Synchro									
	DEC1-M111C	1073	1124	1172	1236	1312	1395	1499	1611	1737
	DES1-M111S	1026	1073	1121	1184	1262	1354	1450	1562	1685
	DEB1-M111B	897	944	992	1055	1131	1223	1320	1432	1556
	Fixed Back; Fixed Arms - Synchro/Seat Slider									
	DEC1-M112C	1132	1182	1231	1296	1371	1454	1558	1670	1795
	DES1-M112S	1085	1132	1181	1243	1320	1412	1509	1621	1745
	DEB1-M112B	956	1003	1051	1114	1190	12852	1379	1492	1615
	Fixed Back; Adjustable Arms - Synchro									
	DEC1-M121C	1227	1274	1324	1388	1464	1546	1650	1762	1889
	DES1-M121S	1144	1196	1243	1305	1382	1465	1570	1682	1807
	DEB1-M121B	1014	1061	1110	1173	1250	1342	1438	1550	1673
	Fixed Back; Adjustable Arms - Synchro/Seat Slider									
	DEC1-M122C	1286	1333	1382	1447	1523	1606	1710	1821	1947
	DES1-M122S	1204	1255	1302	1365	1441	1524	1630	1741	1866
	DEB1-M122B	1073	1120	1170	1232	1309	1401	1497	1609	1733
	Fixed Back; Fixed Arms (Leather/Fabric Pad) - Synchro									
	DEC1-M131C	1239	1294	1348	1419	1500	1590	1700	1829	1954
	DES1-M131S	1192	1244	1299	1367	1450	1547	1650	1779	1902
	Fixed Back; Fixed Arms (Leather/Fabric Pad) - Synchro/Seat Slider									
	DEC1-M132C	1298	1354	1407	1478	1560	1649	1759	1887	2013
	DES1-M132S	1251	1303	1358	1426	1509	1607	1769	1838	1961
	Fixed Back; Armless - Synchro									
	DEC1-M101C	1003	1052	1101	1163	1240	1332	1428	1541	1666
	DES1-M101S	908	957	1006	1068	1146	1235	1332	1446	1569
	DEB1-M101B	855	904	953	1014	1092	1182	1279	1392	1516
	Fixed Back; Armless - Synchro/Seat Slider									
	DEC1-M102C	1061	1112	1160	1222	1299	1391	1487	1600	1725
	DES1-M102S	967	1015	1066	1127	1205	1294	1391	1504	1627
	DEB1-M102B	914	963	1012	1073	1151	1241	1338	1451	1575

## Each chair features the Synchro Tilt mechanism

\*The finish applies to exposed metal elements specified for the chair: chair base, fixed and adjustable arm accents.





## ORDERING NOTES

The upholstered cantilever arm is available for use with leather and upholstery in the polished chrome and silver metal arm only.

## PRODUCT CODE KEY

Line	Series	Back Style	Back Adjustment	Arm Style	Mechanism	Base
DEC	1	M	1	0	1	C
Dorso E-Line (Polished Chrome)	Management, Task & Conference Seating	Mid Back	Fixed	Armless	Synchro	Chrome Base
DES		H	2	1	2	S
Dorso E-Line (Silver Metallic)		High Back	Adjustable	Fixed Cantilever	Synchro/ Seat Slider	Silver Metallic Base
DEB				2		B
Dorso E-Line (Black)				Adjustable		Black Base
				3		
				Fixed Cantilever (Upholstered)		

# DORSO E-LINE | MID BACK

DESCRIPTION/MODEL		COM	COL		FABRIC GRADES			LEATHER			
		1	2	3	4	5	6	7	8	9	
	Adjustable Back; Fixed Arms - Synchro										
	DEC1-M211C	1097	1147	1195	1259	1335	1419	1523	1635	1760	
	DES1-M211S	1050	1097	1146	1208	1285	1377	1473	1586	1710	
	DEB1-M211B	920	967	1015	1079	1155	1247	1344	1455	1579	
	Adjustable Back; Fixed Arms - Synchro/Seat Slider										
	DEC1-M212C	1156	1206	1254	1319	1394	1478	1581	1694	1713	
	DES1-M212S	1109	1156	1205	1267	1344	1436	1532	1645	1769	
	DEB1-M212B	979	1026	1074	1137	1213	1305	1403	1515	1638	
	Adjustable Back; Adjustable Arms - Synchro										
	DEC1-M221C	1251	1298	1347	1411	1487	1570	1673	1786	1912	
	DES1-M221S	1167	1220	1267	1330	1406	1488	1593	1706	1831	
	DEB1-M221B	1038	1085	1134	1196	1273	1365	1462	1574	1697	
	Adjustable Back; Adjustable Arms - Synchro/Seat Slider										
	DEC1-M222C	1310	1357	1406	1470	1546	1630	1733	1845	1971	
	DES1-M222S	1227	1279	1326	1389	1465	1547	1653	1764	1890	
	DEB1-M222B	1097	1144	1193	1255	1332	1424	1520	1633	1757	
	Adjustable Back; Fixed Arms (Leather/Fabric Pad) - Synchro										
	DEC1-M231C	1263	1317	1372	1442	1524	1614	1724	1852	1977	
	DES1-M231S	1216	1268	1323	1391	1473	1572	1673	1803	1926	
	Adjustable Back; Fixed Arms (Leather/Fabric Pad) - Synchro/Seat Slider										
	DEC1-M232C	1321	1377	1431	1501	1584	1672	1783	1911	2036	
	DES1-M232S	1274	1327	1381	1450	1532	1631	1733	1862	1986	
		Adjustable Back; Armless - Synchro									
		DEC1-M201C	1026	1075	1125	1187	1264	1356	1452	1564	1690
DES1-M201S		932	980	1029	1091	1170	1258	1356	1469	1592	
DEB1-M201B		878	928	977	1038	1116	1206	1302	1416	1540	
Adjustable Back; Armless - Synchro/Seat Slider											
DEC1-M202C		1085	1135	1183	1245	1323	1415	1511	1623	1748	
DES1-M202S		991	1039	1089	1150	1228	1317	1415	1528	1652	
DEB1-M202B		937	987	1036	1097	1175	1265	1361	1474	1599	

## Each chair features the Synchro Tilt mechanism

\*The finish applies to exposed metal elements specified for the chair: chair base, fixed and adjustable arm accents.

## ORDERING NOTES




The upholstered cantilever arm is available for use with leather and upholstery in the polished chrome and silver metal arm only.

Optional soft wheel casters are available at an upcharge of **\$44 list**.

## PRODUCT CODE KEY

Line	Series	Back Style	Back Adjustment	Arm Style	Mechanism	Base
<b>DEC</b>	<b>1</b>	<b>M</b>	<b>1</b>	<b>0</b>	<b>1</b>	<b>C</b>
Dorso E-Line (Polished Chrome)	Management, Task & Conference Seating	Mid Back	Fixed	Armless	Synchro	Chrome Base
<b>DES</b>		<b>H</b>	<b>2</b>	<b>1</b>	<b>2</b>	<b>S</b>
Dorso E-Line (Silver Metallic)		High Back	Adjustable	Fixed Cantilever	Synchro/ Seat Slider	Silver Metallic Base
<b>DEB</b>				<b>2</b>		<b>B</b>
Dorso E-Line (Black)				Adjustable		Black Base
				<b>3</b>		
				Fixed Cantilever (Upholstered)		

## DORSO E-LINE | HIGH BACK

DESCRIPTION/MODEL	COM		COL	FABRIC GRADES			LEATHER			
	1	2	3	4	5	6	7	8	9	
	Fixed Back; Fixed Arms - Synchro									
	DEC1-H111C	1109	1171	1235	1319	1417	1535	1676	1834	2007
	DES1-H111S	1061	1121	1187	1270	1367	1485	1626	1785	1959
	DEB1-H111B	920	980	1045	1129	1225	1344	1485	1644	1818
	Fixed Back; Fixed Arms - Synchro/Seat Slider									
	DEC1-H112C	1167	1229	1294	1378	1476	1595	1734	1894	2067
	DES1-H112S	1120	1181	1245	1330	1426	1544	1685	1844	2018
	DEB1-H112B	979	1039	1104	1188	1285	1403	1544	1702	1877
	Fixed Back; Adjustable Arms - Synchro									
	DEC1-H121C	1263	1324	1388	1472	1569	1687	1826	1980	2161
	DES1-H121S	1216	1278	1342	1423	1522	1638	1777	1933	2114
	DEB1-H121B	1073	1136	1199	1281	1380	1497	1636	1792	1972
	Fixed Back; Adjustable Arms - Synchro/Seat Slider									
	DEC1-H122C	1321	1382	1447	1531	1627	1746	1885	2038	2220
	DES1-H122S	1274	1336	1401	1482	1580	1697	1837	1992	2173
	DEB1-H122B	1132	1195	1258	1340	1439	1556	1695	1851	2032
	Fixed Back; Fixed Arms (Leather/Fabric Pad) - Synchro									
	DEC1-H131C	1274	1340	1412	1501	1606	1730	1876	2051	2225
	DES1-H131S	1227	1293	1363	1453	1556	1680	1828	2002	2176
	Fixed Back; Fixed Arms (Leather/Fabric Pad) - Synchro/Seat Slider									
	DEC1-H132C	1333	1400	1471	1561	1665	1789	1935	2110	2283
	DES1-H132S	1286	1351	1423	1512	1615	1739	1886	2061	2235

### Each chair features the Synchro Tilt mechanism

\*The finish applies to exposed metal elements specified for the chair: chair base, fixed and adjustable arm accents.

### ORDERING NOTES

The upholstered cantilever arm is available for use with leather and upholstery in the polished chrome and silver metal arm only.




Optional soft wheel casters are available at an upcharge of **\$44 list.**

### PRODUCT CODE KEY

Line	Series	Back Style	Back Adjustment	Back Details	Arm Style	Base
DEC Dorso E-Line (Polished Chrome)	1 Management, Task & Conference Seating	M Mid Back	1 Fixed	0 Armless	1 Synchro	C Chrome Base
DES Dorso E-Line (Silver Metallic)		H High Back	2 Adjustable	1 Fixed Cantilever	2 Synchro/ Seat Slider	S Silver Metallic Base
DEB Dorso E-Line (Black)				2 Adjustable		B Black Base
				3 Fixed Cantilever (Upholstered)		



## DORSO E-LINE | HIGH BACK

DESCRIPTION/MODEL	COM	COL		FABRIC GRADES			LEATHER			
	1	2	3	4	5	6	7	8	9	
	Adjustable Back; Fixed Arms - Synchro									
	DEC1-H211C	1132	1194	1258	1343	1440	1560	1699	1858	2032
	DES1-H211S	1085	1146	1210	1295	1391	1509	1650	1808	1983
	DEB1-H211B	944	1004	1069	1152	1250	1367	1509	1667	1841
	Adjustable Back; Fixed Arms - Synchro/Seat Slider									
	DEC1-H212C	1192	1253	1317	1402	1499	1619	1758	1917	2091
	DES1-H212S	1144	1205	1269	1354	1450	1568	1710	1867	2042
	DEB1-H212B	1003	1063	1128	1211	1309	1426	1568	1726	1900
	Adjustable Back; Adjustable Arms - Synchro									
	DEC1-H221C	1286	1347	1411	1496	1592	1711	1850	2003	2185
	DES1-H221S	1239	1301	1365	1447	1545	1662	1802	1957	2138
	DEB1-H221B	1097	1160	1223	1304	1404	1520	1660	1816	1996
	Adjustable Back; Adjustable Arms - Synchro/Seat Slider									
	DEC1-H222C	1345	1406	1470	1555	1652	1770	1909	2062	2244
	DES1-H222S	1298	1360	1424	1505	1604	1722	1861	2016	2197
	DEB1-H222B	1156	1219	1282	1363	1463	1579	1718	1875	2055
	Adjustable Back; Fixed Arms (Leather/Fabric Pad) - Synchro									
	DEC1-H231C	1298	1365	1436	1526	1630	1754	1899	2075	2248
	DES1-H231S	1251	1316	1388	1477	1579	1703	1851	2026	2200
	Adjustable Back; Fixed Arms (Leather/Fabric Pad) - Synchro/Seat Slider									
	DEC1-H232C	1357	1424	1495	1585	1688	1814	1958	2134	2307
	DES1-H232S	1310	1376	1447	1535	1638	1762	1910	2084	2259

### Each chair features the Synchro Tilt mechanism

\*The finish applies to exposed metal elements specified for the chair: chair base, fixed and adjustable arm accents.

### ORDERING NOTES

The upholstered cantilever arm is available for use with leather and upholstery in the polished chrome and silver metal arm only.

Optional soft wheel casters are available at an upcharge of **\$44 list**.

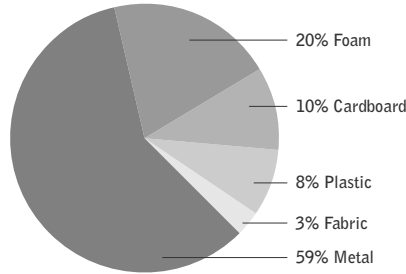
### PRODUCT CODE KEY

Line	Series	Back Style	Back Adjustment	Arm Style	Mechanism	Base
<b>DEC</b> Dorso E-Line (Polished Chrome)	<b>1</b> Management, Task & Conference Seating	<b>M</b> Mid Back	<b>1</b> Fixed	<b>0</b> Armless	<b>1</b> Synchro	<b>C</b> Chrome Base
<b>DES</b> Dorso E-Line (Silver Metallic)		<b>H</b> High Back	<b>2</b> Adjustable	<b>1</b> Fixed Cantilever	<b>2</b> Synchro/ Seat Slider	<b>S</b> Silver Metallic Base
<b>DEB</b> Dorso E-Line (Black)				<b>2</b> Adjustable		<b>B</b> Black Base
				<b>3</b> Fixed Cantilever (Upholstered)		

## DORSO T-LINE



### MATERIAL CONTENT:



PRE-CONSUMER  
RECYCLED CONTENT = 7.91%

POST-CONSUMER  
RECYCLED CONTENT = 18.91%

Up to 63.75% of this Dorso T product is recyclable at the end of its useful life.

### CONTRIBUTES TO

CREDIT 2.1 - 2.2	Construction Waste Management	1-2 point(s)
CREDIT 3.3	Resource Reuse	1 point
CREDIT 4.1	Recycled Content	1 point
CREDIT 4.2	Recycled Content	1 point
CREDIT 4.5	Low Emitting Materials, Systems & Seating	1 point
CREDIT 5.1	Regional Materials*	1 point

\*This credit is only applicable if in total 20% of the combined value of the procurement of construction materials and in the furniture are manufactured within a radius of 500 miles. This credit will apply if the installation of the finished product occurs within 500 miles of Kitchener, Ontario.

## level® CERTIFICATION & AIR EMISSIONS CERTIFICATION



### level® CERTIFICATION




BIFMA's e3 Furniture Sustainability Standard is a voluntary, multi-attribute standard that measures the degree of sustainability of furniture. This standard evaluates product and company environmental attributes and compliance systems in a wide range of elements which include Materials, Energy & Atmosphere, Human & Ecosystem Health and Social Responsibility. Dorso products have earned level®, BIFMA's sustainability certification program for furniture, certification through third-party verification against the e3 standard.



### AIR EMISSIONS

All Dorso products are supplied air-emissions certified. Contact customer service for information.

# DORSO T-LINE | MID BACK




DESCRIPTION/MODEL		COM			COL	FABRIC GRADES			LEATHER		
		1	2	3	4	5	6	7	8	9	
	Fixed Back; Fixed Arms - Synchro										
	DTC1-M111C	988	1034	1079	1137	1207	1284	1379	1483	1598	
	DTS1-M111S	944	988	1033	1090	1160	1244	1334	1437	1552	
	DTB1-M111B	825	868	913	969	1040	1126	1213	1317	1431	
	Fixed Back; Fixed Arms - Synchro/Seat Slider										
	DTC1-M112C	1046	1092	1137	1196	1266	1343	1438	1542	1656	
	DTS1-M112S	1003	1046	1091	1146	1219	1303	1393	1496	1610	
	DTB1-M112B	884	928	972	1028	1100	1184	1273	1377	1489	
	Fixed Back; Adjustable Arms - Synchro										
	DTC1-M121C	1129	1173	1218	1277	1347	1423	1518	1621	1738	
	DTS1-M121S	1052	1101	1144	1201	1271	1348	1446	1547	1662	
	DTB1-M121B	933	977	1022	1079	1149	1234	1323	1426	1540	
	Fixed Back; Adjustable Arms - Synchro/Seat Slider										
	DTC1-M122C	1188	1232	1277	1335	1406	1482	1577	1680	1797	
	DTS1-M122S	1112	1160	1204	1259	1331	1407	1504	1607	1722	
	DTB1-M122B	992	1036	1081	1137	1208	1293	1381	1485	1599	
		Fixed Back; Armless - Synchro									
		DTC1-M101C	922	968	1012	1070	1141	1225	1314	1418	1532
DTS1-M101S		836	880	926	982	1054	1136	1225	1330	1443	
DTB1-M101B		786	831	876	933	1005	1088	1176	1281	1394	
Fixed Back; Armless - Synchro/Seat Slider											
DTC1-M102C		981	1027	1071	1129	1199	1285	1373	1477	1580	
DTS1-M102S		895	939	985	1042	1113	1195	1285	1389	1503	
DTB1-M102B		845	890	935	992	1064	1147	1236	1339	1453	

**Each chair features the Synchro Tilt mechanism**  
 \*The finish applies to exposed metal elements specified for the chair: chair base, fixed and adjustable arm accents.

**ORDERING NOTES**  
 Dorso T-Line versions are available without back metal accent detail. Please contact Customer Service for ordering information.  
 Optional soft wheel casters are available at an upcharge of **\$44 list**. See page 27 for features and options.

Line	Series	Back Style	Back Adjustment	Arm Style	Mechanism	Base
<b>DTC</b> Dorso T-Line (Polished Chrome)	<b>1</b> Management, Task & Conference Seating	<b>M</b> Mid Back	<b>1</b> Fixed	<b>0</b> Armless	<b>1</b> Synchro	<b>C</b> Chrome Base
<b>DTS</b> Dorso T-Line (Silver Metallic)		<b>H</b> High Back	<b>2</b> Adjustable	<b>1</b> Fixed Cantilever	<b>2</b> Synchro/ Seat Slider	<b>S</b> Silver Metallic Base
<b>DTB</b> Dorso T-Line (Black)				<b>2</b> Adjustable		<b>B</b> Black Base

## DORSO T-LINE | MID BACK

DESCRIPTION/MODEL	COM		COL		FABRIC GRADES				LEATHER	
	1	2	3	4	5	6	7	8	9	
	Adjustable Back; Fixed Arms - Synchro									
	DTC1-M211C	1010	1055	1100	1160	1228	1305	1402	1504	1620
	DTS1-M211S	966	1010	1054	1112	1182	1267	1356	1458	1573
	DTB1-M211B	847	889	934	992	1063	1147	1236	1339	1453
	Adjustable Back; Fixed Arms - Synchro/Seat Slider									
	DTC1-M212C	1069	1114	1159	1219	1287	1365	1461	1563	1679
	DTS1-M212S	1025	1069	1113	1171	1241	1326	1415	1517	1632
	DTB1-M212B	906	948	993	1051	1121	1206	1296	1397	1512
		Adjustable Back; Adjustable Arms - Synchro								
DTC1-M221C		1150	1194	1240	1298	1369	1446	1540	1644	1759
DTS1-M221S		1074	1121	1165	1223	1294	1370	1466	1569	1684
DTB1-M221B		956	998	1043	1101	1172	1255	1345	1448	1562
Adjustable Back; Adjustable Arms - Synchro/Seat Slider										
DTC1-M222C		1209	1253	1299	1357	1427	1504	1599	1702	1818
DTS1-M222S		1134	1181	1224	1282	1354	1428	1526	1627	1743
DTB1-M222B		1014	1057	1102	1160	1231	1314	1404	1507	1621
		Adjustable Back; Armless - Synchro								
	DTC1-M201C	946	992	1036	1094	1164	1250	1338	1441	1556
	DTS1-M201S	859	904	950	1006	1077	1160	1250	1354	1468
	DTB1-M201B	810	855	900	957	1028	1112	1199	1304	1418
	Adjustable Back; Armless - Synchro/Seat Slider									
	DTC1-M202C	1005	1051	1095	1152	1223	1309	1396	1500	1625
	DTS1-M202S	918	963	1009	1066	1136	1219	1309	1412	1527
	DTB1-M202B	870	914	959	1015	1088	1171	1258	1363	1477

### Each chair features the Synchro Tilt mechanism

\*The finish applies to exposed metal elements specified for the chair: chair base, fixed and adjustable arm accents.




### ORDERING NOTES

Dorso T-Line versions are available without back metal accent detail. Please contact Customer Service for ordering information. Optional soft wheel casters are available at an upcharge of **\$44 list**. See page 27 for features and options.

### PRODUCT CODE KEY

Line	Series	Back Style	Back Adjustment	Arm Style	Mechanism	Base
<b>DTC</b> Dorso T-Line (Polished Chrome)	<b>1</b> Management, Task & Conference Seating	<b>M</b> Mid Back	<b>1</b> Fixed	<b>0</b> Armless	<b>1</b> Synchro	<b>C</b> Chrome Base
<b>DTS</b> Dorso T-Line (Silver Metallic)		<b>H</b> High Back	<b>2</b> Adjustable	<b>1</b> Fixed Cantilever	<b>2</b> Synchro/ Seat Slider	<b>S</b> Silver Metallic Base
<b>DTB</b> Dorso T-Line (Black)				<b>2</b> Adjustable		<b>B</b> Black Base

# DORSO T-LINE | HIGH BACK




DESCRIPTION/MODEL		COM			COL	FABRIC GRADES			LEATHER		
		1	2	3	4	5	6	7	8	9	
	Fixed Back; Fixed Arms - Synchro										
	DTC1-H111C	1021	1077	1136	1213	1303	1413	1541	1688	1848	
	DTS1-H111S	977	1033	1092	1170	1257	1366	1497	1642	1803	
	DTB1-H111B	847	902	962	1038	1128	1236	1366	1512	1672	
	Fixed Back; Fixed Arms - Synchro/Seat Slider										
	DTC1-H112C	1080	1136	1195	1273	1362	1472	1600	1747	1907	
	DTS1-H112S	1036	1091	1151	1228	1316	1425	1556	1701	1862	
	DTB1-H112B	906	962	1021	1097	1187	1296	1425	1572	1731	
	Fixed Back; Adjustable Arms - Synchro										
	DTC1-H121C	1161	1218	1277	1355	1443	1553	1680	1821	1988	
	DTS1-H121S	1118	1175	1234	1310	1401	1508	1635	1779	1945	
	DTB1-H121B	988	1045	1104	1178	1269	1377	1505	1648	1815	
	Fixed Back; Adjustable Arms - Synchro/Seat Slider										
	DTC1-H122C	1220	1277	1335	1413	1503	1611	1739	1880	2047	
	DTS1-H122S	1177	1234	1293	1369	1459	1566	1694	1838	2004	
	DTB1-H122B	1046	1104	1163	1238	1328	1436	1576	1707	1874	
		Fixed Back; Armless - Synchro									
		DTC1-H101C	950	1006	1066	1143	1233	1343	1417	1618	1776
DTS1-H101S		859	914	975	1051	1140	1248	1379	1524	1684	
DTB1-H101B		806	861	920	997	1086	1195	1325	1471	1632	
Fixed Back; Armless - Synchro/Seat Slider											
DTC1-H102C		1009	1066	1125	1202	1291	1402	1529	1677	1835	
DTS1-H102S		918	974	928	1110	1198	1308	1438	1584	1743	
DTB1-H102B		865	920	979	1056	1146	1254	1384	1530	1691	

**Each chair features the Synchro Tilt mechanism**  
 \*The finish applies to exposed metal elements specified for the chair: chair base, fixed and adjustable arm accents.

**ORDERING NOTES**  
 Dorso T-Line versions are available without back metal accent detail. Please contact Customer Service for ordering information.  
 Optional soft wheel casters are available at an upcharge of **\$44 list**. See page 27 for features and options.

PRODUCT CODE KEY						
Line	Series	Back Style	Back Adjustment	Arm Style	Mechanism	Base
<div>DTC</div> Dorso T-Line (Polished Chrome)	<div>1</div> Management, Task & Conference Seating	<div>M</div> Mid Back	<div>1</div> Fixed	<div>0</div> Armless	<div>1</div> Synchro	<div>C</div> Chrome Base
<div>DTS</div> Dorso T-Line (Silver Metallic)		<div>H</div> High Back	<div>2</div> Adjustable	<div>1</div> Fixed Cantilever	<div>2</div> Synchro/ Seat Slider	<div>S</div> Silver Metallic Base
<div>DTB</div> Dorso T-Line (Black)				<div>2</div> Adjustable		<div>B</div> Black Base

## DORSO T-LINE | HIGH BACK

DESCRIPTION/MODEL	COM	COL		FABRIC GRADES			LEATHER			
	1	2	3	4	5	6	7	8	9	
	Adjustable Back; Fixed Arms - Synchro									
	DTC1-H211C	1042	1098	1159	1235	1325	1435	1563	1710	1868
	DTS1-H211S	998	1054	1114	1190	1280	1389	1518	1664	1825
	DTB1-H211B	930	985	1044	1120	1210	1319	1449	1595	1756
	Adjustable Back; Fixed Arms - Synchro/Seat Slider									
	DTC1-H212C	1101	1158	1218	1294	1384	1494	1622	1769	1927
	DTS1-H212S	1057	1113	1173	1250	1339	1448	1577	1723	1884
	DTB1-H212B	989	1044	1103	1180	1269	1378	1508	1654	1815
	Adjustable Back; Adjustable Arms - Synchro									
	DTC1-H221C	1183	1240	1298	1377	1465	1574	1702	1843	2011
	DTS1-H221S	1140	1197	1255	1331	1422	1529	1657	1800	1967
	DTB1-H221B	1011	1069	1128	1202	1293	1401	1529	1671	1838
	Adjustable Back; Adjustable Arms - Synchro/Seat Slider									
	DTC1-H222C	1242	1299	1357	1436	1524	1633	1761	1901	2069
	DTS1-H222S	1198	1256	1314	1390	1481	1588	1716	1860	2026
	DTB1-H222B	1070	1128	1187	1262	1351	1459	1588	1730	1897
	Adjustable Back; Armless - Synchro									
	DTC1-H201C	974	1029	1089	1166	1256	1366	1494	1641	1800
	DTS1-H201S	883	937	998	1074	1163	1271	1403	1547	1708
	DTB1-H201B	829	885	944	1021	1110	1219	1348	1495	1655
	Adjustable Back; Armless - Synchro/Seat Slider									
	DTC1-H202C	1033	1089	1148	1225	1315	1425	1553	1700	1860
	DTS1-H202S	942	997	1057	1134	1222	1331	1462	1547	1708
	DTB1-H202B	888	944	1003	1080	1170	1278	1407	1554	1714

### Each chair features the Synchro Tilt mechanism

\*The finish applies to exposed metal elements specified for the chair: chair base, fixed and adjustable arm accents.

### ORDERING NOTES

Dorso T-Line versions are available without back metal accent detail. Please contact Customer Service for ordering information. Optional soft wheel casters are available at an upcharge of **\$44 list**. See page 27 for features and options.

### PRODUCT CODE KEY

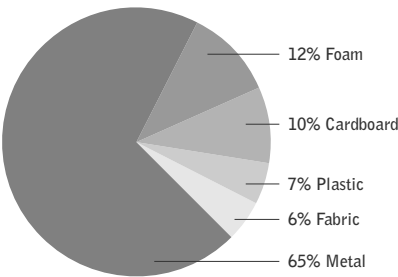
Line	Series	Back Style	Back Adjustment	Arm Style	Mechanism	Base
<b>DTC</b> Dorso T-Line (Polished Chrome)	<b>1</b> Management, Task & Conference Seating	<b>M</b> Mid Back	<b>1</b> Fixed	<b>0</b> Armless	<b>1</b> Synchro	<b>C</b> Chrome Base
<b>DTS</b> Dorso T-Line (Silver Metallic)		<b>H</b> High Back	<b>2</b> Adjustable	<b>1</b> Fixed Cantilever	<b>2</b> Synchro/ Seat Slider	<b>S</b> Silver Metallic Base
<b>DTB</b> Dorso T-Line (Black)				<b>2</b> Adjustable		<b>B</b> Black Base

# DORSO WEAVE | LEED CI CREDIT SUMMARY

## DORSO WEAVE



MATERIAL CONTENT:



PRE-CONSUMER  
RECYCLED CONTENT = 11.32%

POST-CONSUMER  
RECYCLED CONTENT = 21.48%

Up to 74.04% of this Dorso Weave product  
is recyclable at the end of its useful life.

CONTRIBUTES TO

CREDIT 2.1 - 2.2	Construction Waste Management	1-2 point(s)
CREDIT 3.3	Resource Reuse	1 point
CREDIT 4.1	Recycled Content	1 point
CREDIT 4.2	Recycled Content	1 point
CREDIT 4.5	Low Emitting Materials, Systems & Seating	1 point
CREDIT 5.1	Regional Materials*	1 point

\*This credit is only applicable if in total 20% of the combined value of the procurement of construction materials and in the furniture are manufactured within a radius of 500 miles. This credit will apply if the installation of the finished product occurs within 500 miles of Kitchener, Ontario.

## level® CERTIFICATION & AIR EMISSIONS CERTIFICATION



**level® CERTIFICATION**

BIFMA's e3 Furniture Sustainability Standard is a voluntary, multi-attribute standard that measures the degree of sustainability of furniture. This standard evaluates product and company environmental attributes and compliance systems in a wide range of elements which include Materials, Energy & Atmosphere, Human & Ecosystem Health and Social Responsibility. Dorso products have earned level®, BIFMA's sustainability certification program for furniture, certification through third-party verification against the e3 standard.



**AIR EMISSIONS**

All Dorso products are supplied air-emissions certified. Contact customer service for information.



## DORSO WEAVE | FEATURES



### ARM STYLES

Optional fixed cantilever or an adjustable black arm constructed of die cast metal with textured plastic arm pads. The adjustable arms feature seven height adjustment positions, with a total adjustment range of 2.75". All Dorso models are also available in armless versions.

### S-LINE

Fixed cantilever and adjustable arms are available in Silver Metallic or Polished Chrome accent finishes to match metal base. The fixed arm is also available in an upholstered leather version.

### N-LINE

Fixed cantilever and adjustable arms are available in black textured plastic only.

### BASE STYLES

Dorso seating features injection molded, glass reinforced black nylon bases with dual wheel casters. Dorso seating features optional Silver Metallic or Polished Chrome finish. S-Line models feature steel upper and lower seat back exposed frame rail available in Silver Metallic or Polished Chrome finish.



### DORSO CONTROLS

All Dorso S-Line and N-Line tilters come with a synchro tilt mechanism. The tilt adjustment range offers five recline-lock positions, as well as free flowing movement. The forward pivot of the mechanism allows the back and the seat to articulate synchronously in a 2:1 ratio, so that upward tilt of the seat is minimized as the back reclines.



### SEAT HEIGHT

In the seated position, a pull upwards on the height adjustment lever located under the seat of the user's right side adjusts the height up or down with a total height range of 4.5".

### BACK TENSION

Back tension on the mechanism is controlled with an adjustment knob under the seat. It has been designed to provide a range of back tension adjustment suitable for users of varying sizes and preferences.

### SEAT SLIDER

All Dorso tilters are available with an optional seat slider mechanism featuring a 2" range of adjustment front to back when seated. The lever to activate this feature is located under the seat of the user's right side and is activated by an upward pull of the lever.

### BACK HEIGHT

Back height adjustment is a standard feature on S-Line chairs, and an option on N-Line chairs. It offers an adjustment range of 11 positions, over a 2" range of movement. Back height adjustment is operated while in the seated position, by placing the right hand on the right bottom of the chair back, and the left hand on the left bottom of the chair back. The back is lifted and clicked into the desired height. Raising the back to the highest position releases the back height lock so it can be lowered.

### BACK COLOR OPTIONS

Black • Warm Gray • Tan • Soft Beige • Winter White







## DORSO WEAVE | DIMENSIONS & COM REQUIREMENTS

		Overall Width	Overall Depth	Overall Height	Seat Height	Height of Arms from Floor	Width between Arms	Seat Depth	Shipping Weight	Cube	COM Yardage
S-LINE MID BACK	Fixed	24.5	22.5	42.5	18-22	27-30.5	20	18	51	15	0.75
	Adjustable	25	22.5	42.5	18-22	25.5-32	19.5	18	51	15	0.75
	Armless	19.5	22.5	42.5	18-22	N/A	N/A	18	46	15	0.75
S-LINE HIGH BACK	Fixed	24.5	22.5	47	18-22	27-30.5	20	18	52	18	0.75
	Adjustable	25	22.5	47	18-22	25.5-32	19.5	18	52	18	0.75
	Armless	19.5	22.5	47	18-22	N/A	N/A	18	47	18	0.75
S-LINE HIGH BACK with Headrest	Fixed	24.5	22.5	50.5	18-22	27-30.5	20	18	54	18	0.75
	Adjustable	25	22.5	50.5	18-22	25.5-32	19.5	18	54	18	0.75
N-LINE MID BACK	Fixed	24.5	21.5	41	18-22	27-30.5	20	18	50	15	0.75
	Adjustable	25	21.5	41	18-22	25.5-32	19.5	18	50	15	0.75
	Armless	19.5	21.5	41	18-22	N/A	N/A	18	45	15	0.75
N-LINE HIGH BACK	Fixed	24.5	21.5	45.5	18-22	27-30.5	20	18	51	18	0.75
	Adjustable	25	21.5	45.5	18-22	25.5-32	19.5	18	51	18	0.75
N-LINE HIGH BACK with Headrest	Fixed	24.5	21.5	50.5	18-22	27-30.5	20	18	53	19.5	0.75
	Adjustable	25	21.5	50.5	18-22	25.5-32	19.5	18	53	19.5	0.75

Note: Some vinyls, leathers and upholsteries are not suitable for application on Dorso seating. For information on COM approval process see page 7.

Height measurements of Dorso are taken with the pneumatic lift in the lowest position. All dimensions are in inches and approximate and are subject to change without notice. Contact Customer Service if dimensions are critical.

DORSO WEAVE S-LINE | MID BACK

DESCRIPTION/MODEL	COM		COL	FABRIC GRADES			LEATHER			
	1	2	3	4	5	6	7	8	9	
	FIXED ARMS (Black with metal accent)									
	DOS1-M2211M	1250	1262	1273	1291	1310	1328	1351	1377	1402
	Silver Metallic									
	DOS1-M2231M								1601	
	Silver Metallic									
	DOC1-M2211M	1308	1320	1332	1349	1369	1386	1411	1435	1459
	Polished Chrome									
	DOC1-M2231M								1641	
	Polished Chrome									
	ADJUSTABLE ARMS (Black with metal accent)									
	DOS1-M2221M	1199	1211	1223	1242	1259	1279	1302	1327	1350
	Silver Metallic									
	DOC1-M2221M	1262	1273	1286	1303	1323	1340	1365	1389	1413
	Polished Chrome									
	ARMLESS									
	DOS1-M2201M	1119	1131	1143	1162	1180	1198	1222	1247	1270
	Silver Metallic									
	DOC1-M2201M	1173	1184	1197	1216	1233	1252	1277	1300	1325
	Polished Chrome									

ORDERING NOTES



Dorso S-Line versions are available without the back metal accent detail. Please contact Customer Service for ordering information.  
Seat slider option is available on all armless and adjustable arm versions at an upcharge of **\$55 list**.  
The upholstered leather cantilever arm is only available for use with Krug in-stock leathers.  
Clearly indicate on order fabric selection for seat and weave selection for back.  
For jury base version of this chair, please add a 'J' for the base style at the end of the model number and add **\$53 list**.





PRODUCT CODE KEY

Line	Series	Back Style	Back Adjustment	Back Details	Arm Style	Mechanism	Base
DOS	1	M	2	2	0	1	M
Dorso S-Line (Silver Metallic)	Management, Task & Conference Seating	Mid Back	Adjustment	No Headrest Weave	Armless	Synchro	Metal Base
DOC		H		3	1		J
Dorso T-Line (Polished Chrome)		High Back		Headrest (No trim) (High back only) Weave	Fixed Cantilever		Jury Base
					2		
					Adjustable (Black)		
					3		
					Fixed Cantilever - Leather		

## DORSO WEAVE S-LINE | HIGH BACK

DESCRIPTION/MODEL	COM		COL	FABRIC GRADES			LEATHER			
	1	2	3	4	5	6	7	8	9	
	FIXED ARMS (Black with metal accent)									
	DOS1-H2211M	1349	1362	1374	1392	1411	1428	1453	1477	1501
	Silver Metallic									
	DOS1-H2231M								1701	
	DOC1-H2211M	1409	1422	1434	1452	1470	1488	1512	1538	1562
	Polished Chrome									
	DOC1-H2231M								1760	
	ADJUSTABLE ARMS (Black with metal accent)									
	DOS1-H2221M	1302	1314	1327	1345	1363	1381	1406	1430	1454
	Silver Metallic									
	DOC1-H2221M	1363	1376	1388	1406	1424	1442	1466	1492	1515
	Polished Chrome									

## DORSO WEAVE S-LINE | HIGH BACK WITH HEADREST

	FIXED ARMS (Black with metal accent)									
	DOS1-H2311M	1486	1498	1510	1529	1546	1565	1589	1614	1637
	Silver Metallic									
	DOS1-H2331M								1837	
	Silver Metallic									
	DOC1-H2311M	1546	1558	1572	1589	1608	1625	1650	1673	1699
	Polished Chrome									
	ADJUSTABLE ARMS (Black with metal accent)									
	DOS1-H2321M	1439	1451	1463	1482	1499	1517	1542	1566	1590
	Silver Metallic									
	DOC1-H2321M	1499	1511	1524	1542	1561	1578	1603	1626	1652
	Polished Chrome									

### ORDERING NOTES

Dorso S-Line versions are available without the back metal accent detail. Please contact Customer Service for ordering information.

Seat slider option is available on all armless and adjustable arm versions at an upcharge of **\$55 list**.

The upholstered leather cantilever arm is only available for use with Krug in-stock leathers.

Clearly indicate on order fabric selection for seat and weave selection for back.




For jury base version of this chair, please add a 'J' for the base style at the end of the model number and add **\$53 list**.



### PRODUCT CODE KEY

Line	Series	Back Style	Back Adjustment	Back Details	Arm Style	Mechanism	Base
DOS	1	M	2	2	0	1	M
Dorso S-Line (Silver Metallic)	Management, Task & Conference Seating	Mid Back	Adjustment	No Headrest Weave	Armless	Synchro	Metal Base
DOC		H		3	1		J
Dorso T-Line (Polished Chrome)		High Back		Headrest (No trim) (High back only) Weave	Fixed Cantilever		Jury Base
					2		
					Adjustable (Black)		
					3		
					Fixed Cantilever - Leather		

DORSO WEAVE N-LINE | MID BACK

DESCRIPTION/MODEL		COM		COL	FABRIC GRADES			LEATHER		
		1	2	3	4	5	6	7	8	9
	FIXED ARMS (Black)									
	DON1-M1211B	1097	1109	1121	1140	1159	1176	1201	1224	1250
	No back adjustment									
	DON1-M2211B	1161	1173	1184	1204	1221	1240	1264	1288	1312
	With back adjustment									
	ADJUSTABLE ARMS (Black)									
	DON1-M1221B	1050	1061	1074	1092	1110	1129	1152	1177	1202
	No back adjustment									
	DON1-M2221B	1112	1125	1136	1155	1173	1190	1216	1240	1264
	With back adjustment									
	ARMLESS									
	DON1-M1201B	967	979	991	1010	1027	1046	1070	1095	1119
	No back adjustment									
	DON1-M2201B	1022	1035	1046	1064	1083	1101	1126	1149	1174
	With back adjustment									

ORDERING NOTES



Dorso N-Line tilter models feature black bases and are available with an optional chrome base at an upcharge of **\$138**.  
Seat slider option is available on all armless and adjustable arm versions at an upcharge of **\$55 list**.  
Clearly indicate on order fabric selection for seat. Only black weave is offered on Dorso N.  
For jury base version of this chair, please add a 'J' for the base style at the end of the model number and **add \$53** to the list price.





PRODUCT CODE KEY

Line	Series	Back Style	Back Adjustment	Back Details	Arm Style	Mechanism	Base
<div>DON</div>	<div>1</div>	<div>M</div>	<div>1</div>	<div>2</div>	<div>0</div>	<div>1</div>	<div>B</div>
Dorso N-Line	Management, Task & Conference Seating	Mid Back	No Adjustment	No Headrest Weave	Armless	Synchro	Black Base
		<div>H</div>	<div>2</div>	<div>3</div>	<div>1</div>		<div>J</div>
		High Back	Adjustment	Headrest (No trim) (High back only) Weave	Fixed (Black) Cantilever		Jury Base
					<div>2</div>		
					Adjustable (Black)		

## DORSO WEAVE N-LINE | HIGH BACK

DESCRIPTION/MODEL		COM		COL	FABRIC GRADES			LEATHER		
		1	2	3	4	5	6	7	8	9
	FIXED ARMS (Black)									
	DON1-H1211B	1227	1240	1252	1269	1288	1305	1331	1355	1379
	No back adjustment									
	DON1-H2211B	1288	1300	1312	1331	1348	1367	1391	1416	1440
	With back adjustment									
	ADJUSTABLE ARMS (Black)									
	DON1-H1221B	1180	1192	1205	1222	1241	1258	1284	1308	1332
	No back adjustment									
	DON1-H221B	1240	1252	1264	1282	1300	1319	1343	1367	1391
	With back adjustment									

## DORSO WEAVE N-LINE | HIGH BACK with Headrest

	FIXED ARMS (Black)									
	DON1-H1311B	1363	1376	1388	1406	1424	1442	1466	1492	1515
	No back adjustment									
	DON1-H2311B	1425	1437	1450	1468	1486	1504	1529	1553	1577
	ADJUSTABLE ARMS (Black)									
	DON1-H1321B	1315	1328	1340	1359	1377	1394	1419	1443	1468
	No back adjustment									
	DON1-H2321B	1377	1389	1402	1419	1437	1455	1481	1504	1529

Each chair features the Synchro Tilt mechanism

### ORDERING NOTES

Dorso N-Line tilter models feature black bases and are available with an optional chrome base at an upcharge of **\$138**.

Seat slider option is available on all armless and adjustable arm versions at an upcharge of **\$55 list**.

Clearly indicate on order fabric selection for seat. Only black weave is offered on Dorso N.

For jury base version of this chair, please add a 'J' for the base style at the end of the model number and **add \$53** to the list price.

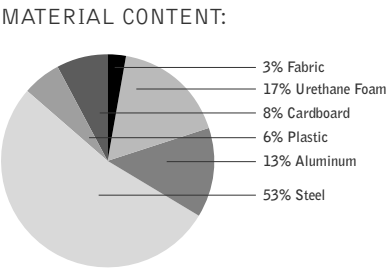


### PRODUCT CODE KEY

Line	Series	Back Style	Back Adjustment	Back Details	Arm Style	Mechanism	Base
DON	1	M	1	2	0	1	B
Dorso N-Line	Management, Task & Conference Seating	Mid Back	No Adjustment	No Headrest Weave	Armless	Synchro	Black Base
		H	2	3	1		J
		High Back	Adjustment	Headrest (No trim) (High back only) Weave	Fixed (Black) Cantilever		Jury Base
					Adjustable (Black)		

# DORSO | LEED CI CREDIT SUMMARY

## DORSO



PRE-CONSUMER  
RECYCLED CONTENT = 21.68%

POST-CONSUMER  
RECYCLED CONTENT = 20.03%

Up to 77.88% of Dorso S product is recyclable at the end of its useful life.

CONTRIBUTES TO		
CREDIT 2.1 - 2.2	Construction Waste Management	1-2 point(s)
CREDIT 3.3	Resource Reuse	1 point
CREDIT 4.1	Recycled Content	1 point
CREDIT 4.2	Recycled Content	1 point
CREDIT 4.5	Low Emitting Materials, Systems & Seating	1 point
CREDIT 5.1	Regional Materials*	1 point

\*This credit is only applicable if in total 20% of the combined value of the procurement of construction materials and in the furniture are manufactured within a radius of 500 miles. This credit will apply if the installation of the finished product occurs within 500 miles of Kitchener, Ontario.

## level® CERTIFICATION & AIR EMISSIONS CERTIFICATION



**level® CERTIFICATION**  
BIFMA's e3 Furniture Sustainability Standard is a voluntary, multi-attribute standard that measures the degree of sustainability of furniture. This standard evaluates product and company environmental attributes and compliance systems in a wide range of elements which include Materials, Energy & Atmosphere, Human & Ecosystem Health and Social Responsibility. Dorso products have earned level®, BIFMA's sustainability certification program for furniture, certification through third-party verification against the e3 standard.



**AIR EMISSIONS**  
All Dorso products are supplied air-emissions certified. Contact customer service for information.

## DORSO S-LINE & N-LINE | FEATURES



### ARM STYLES

Optional fixed cantilever or an adjustable black arm constructed of die cast metal with textured plastic arm pads. The adjustable arms feature seven height adjustment positions, with a total adjustment range of 2.75". All Dorso models are also available in armless versions.

### S-LINE

Fixed cantilever and adjustable arms are available in Silver Metallic or Polished Chrome accent finishes to match metal base. The fixed arm is also available in an upholstered leather version.

### N-LINE

Fixed cantilever and adjustable arms are available in black textured plastic only.



### BASE STYLES

Dorso seating features injection molded, glass reinforced black nylon bases with dual wheel casters. Dorso seating features optional Silver Metallic or Polished Chrome finish. S-Line models feature steel upper and lower seat back exposed frame rail available in Silver Metallic or Polished Chrome finish.

### DORSO GUEST SEATING

#### S-LINE

Dorso seating is available in three base styles:  
Cantilever  
4-Leg  
4-Leg with twin wheel casters



Each is offered in a Silver Metallic or Polished Chrome steel frame. Cantilever and 4-Leg versions of Guest Seating feature rubber glides.

#### N-LINE

Dorso seating is available in three base styles:  
Cantilever  
4-Leg  
4-Leg with twin wheel casters

Each is offered in a Silver Metallic steel frame.



### DORSO CONTROLS

All Dorso S-Line and N-Line tilters come with a synchro tilt mechanism. One of the best engineered and most user-friendly chair controls, the synchro tilt mechanism is unique in providing a single, easy-accessed lever to adjust tilt lock positions and seat height. The tilt adjustment range offers five recline-lock positions, as well as free flowing movement. The forward pivot of the mechanism allows the back and the seat to articulate synchronously in a 2:1 ratio, so that upward tilt of the seat is minimized as the back reclines. The synchro tilt mechanism also features an anti-kickback lock release, providing a smooth transition from locked to unlocked tilt adjustment.

### SEAT HEIGHT

In the seated position, a pull upwards on the height adjustment lever located under the seat of the user's right side adjusts the height up or down with a total height range of 4.5".

### BACK TENSION

Back tension on the synchro tilt mechanism is controlled with an adjustment knob under the seat. It has been designed to provide a range of back tension adjustment suitable for users of varying sizes and preferences.

### SEAT SLIDER

All Dorso tilters are available with an optional seat slider mechanism featuring a 2" range of adjustment front to back when seated. The lever to activate this feature is located under the seat of the user's right side and is activated by an upward pull of the lever.

### BACK HEIGHT

Back height adjustment is a standard feature on S-Line chairs, and an option on N-Line chairs. It offers an adjustment range of 11 positions, over a 2" range of movement. Back height adjustment is operated while in the seated position, by placing the right hand on the right bottom of the chair back, and the left hand on the left bottom of the chair back. The back is lifted and clicked into the desired height. Raising the back to the highest position releases the back height lock so it can be lowered.





# DORSO S-LINE & N-LINE | DIMENSIONS & COM REQUIREMENTS

Presenting one of the world’s most advanced seating concepts: new technology that offers outstanding ergonomics in a strikingly modern chair design, while providing a level of long-term sitting comfort and support that has been the hallmark of European seating.

DORSO: Designed by Gabriel Teixidó

		Overall Width	Overall Depth	Overall Height	Seat Height	Height of Arms from Floor	Width between Arms	Seat Depth	Shipping Weight	Cube	COM Yardage
S-LINE MID BACK	Fixed	24.5	22.5	42.5	18-22	27-30.5	20	18	51	15	1.7
	Adjustable	25	22.5	42.5	18-22	25.5-32	19.5	18	51	15	1.7
	Armless	19.5	22.5	42.5	18-22	N/A	N/A	18	46	15	1.7
S-LINE HIGH BACK	Fixed	24.5	22.5	47	18-22	27-30.5	20	18	52	18	1.9
	Adjustable	25	22.5	47	18-22	25.5-32	19.5	18	52	18	1.9
	Armless	19.5	22.5	47	18-22	N/A	N/A	18	47	18	1.9
S-LINE HIGH BACK with Headrest	Fixed	24.5	22.5	50.5	18-22	27-30.5	20	18	54	18	1.9
	Adjustable	25	22.5	50.5	18-22	25.5-32	19.5	18	54	18	1.9
N-LINE MID BACK	Fixed	24.5	21.5	41	18-22	27-30.5	20	18	50	15	1.7
	Adjustable	25	21.5	41	18-22	25.5-32	19.5	18	50	15	1.7
	Armless	19.5	21.5	41	18-22	N/A	N/A	18	45	15	1.7
N-LINE HIGH BACK	Fixed	24.5	21.5	45.5	18-22	27-30.5	20	18	51	18	1.9
	Adjustable	25	21.5	45.5	18-22	25.5-32	19.5	18	51	18	1.9
N-LINE HIGH BACK with Headrest	Fixed	24.5	21.5	50.5	18-22	27-30.5	20	18	53	19.5	1.9
	Adjustable	25	21.5	50.5	18-22	25.5-32	19.5	18	53	19.5	1.9

GUEST		Overall Width	Overall Depth	Seat Height	Height of Arms from Floor	Width between Arms	Seat Depth	Height Range	Shipping Weight	Cube	COM Yardage
S-LINE/4LEG	Armless	20.75	25.50	18.5	27.5	19.5	19.5	36	32	14	1.3
	Fixed	24.5	25.50	18.5	27.5	19.5	19.5	36	37	14	1.3
S-LINE/4LEG with Casters	Armless	20.75	24.75	18.5	27.5	19.5	19.5	36	33	14	1.3
	Fixed	24.5	24.75	18.5	27.5	19.5	19.5	36	38	14	1.3
S-LINE/ Cantilever Base	Armless	20.75	24.75	18.5	27.5	19.5	19.5	36	39	14	1.3
	Fixed	24.5	24.75	18.5	27.5	19.5	19.5	36	44	14	1.3
N-LINE/4LEG	Armless	20.75	25.50	18.5	27.5	19.5	19.5	34.75	31	14	1.3
	Fixed	24.5	25.50	18.5	27.5	19.5	19.5	34.75	36	14	1.3
N-LINE/4LEG with Casters	Armless	20.75	24.75	18.5	27.5	19.5	19.5	34.75	32	14	1.3
	Fixed	24.5	24.75	18.5	27.5	19.5	19.5	34.75	37	14	1.3
N-LINE/ Cantilever Base	Armless	20.75	24.75	18.5	27.5	19.5	19.5	34.75	38	14	1.3
	Fixed	24.5	24.75	18.5	27.5	19.5	19.5	34.75	43	14	1.3

## ORDERING NOTE

Add 0.5 yards for seating with leather wrapped arm option.

Note: Some vinyls are not suitable for application on Dorso seating. For vinyls other than Maharam’s Lariat, or Momentum’s Cashmere, please submit a sample to Customer Service for an approval process at time of order.




The approval process is as follows:

1. A sample of the COM vinyl fabric must be provided to Krug Customer Service prior to or at time of order.
2. The sample will be reviewed and the customer advised if the fabric is unsuitable.
3. The COM vinyl will be inspected when received at the factory to identify and further concerns with its suitability.

## ORDERING NOTES

All Dorso swivel and tilter models are available with an optional seat slider mechanism at an upcharge of **\$55 list**. Height measurements of Dorso are taken with the pneumatic lift in the lowest position. All dimensions are in inches and approximate and are subject to change without notice. Contact Customer Service if dimensions are critical.

## DORSO S-LINE | MID BACK

DESCRIPTION/MODEL	COM		COL	FABRIC GRADES			LEATHER			
	1	2	3	4	5	6	7	8	9	
	FIXED ARMS (Black with metal accent)									
	DOS1-M2011M	1314	1363	1413	1477	1556	1650	1751	1866	1993
	Silver Metallic									
	DOS1-M2031M								2090	
	Silver Metallic									
	DOC1-M2011M	1377	1427	1477	1544	1622	1708	1816	1930	2060
	Polished Chrome									
	DOC1-M2031M							2154		
	Polished Chrome									
	ADJUSTABLE ARMS (Black with metal accent)									
	DOS1-M2021M	1262	1314	1363	1427	1507	1592	1700	1816	1944
	Silver Metallic									
	DOC1-M2021M	1328	1377	1427	1493	1572	1657	1764	1879	2009
	Polished Chrome									
	ARMLESS									
	DOS1-M2001M	1177	1227	1279	1342	1422	1515	1614	1730	1858
	Silver Metallic									
	DOC1-M2001M	1234	1285	1334	1397	1477	1572	1671	1787	1915
	Polished Chrome									

### ORDERING NOTES

Dorso S-Line versions are available without the back metal accent detail. Please contact Customer Service for ordering information.

Seat slider option is available on all armless and adjustable arm versions at an upcharge of **\$55 list**.

The upholstered leather cantilever arm is only available for use with Krug in-stock leathers.

For jury base version of this chair, please add a 'J' for the base style at the end of the model number and **add \$53** to the list price.



See page 75 for Dorso Guest seating.





### PRODUCT CODE KEY

Line	Series	Back Style	Back Adjustment	Back Details	Arm Style	Mechanism	Base
<b>DOS</b>	<b>1</b>	<b>M</b>	<b>2</b>	<b>0</b>	<b>0</b>	<b>1</b>	<b>M</b>
Dorso S-Line (Silver Metallic)	Management, Task & Conference Seating	Mid Back	Adjustment	No Headrest	Armless	Synchro	Metal Base
<b>DOC</b>		<b>H</b>		<b>1</b>	<b>1</b>		<b>J</b>
Dorso S-Line (Polished Chrome)		High Back		Headrest (No trim) (High back only)	Fixed Cantilever		Jury Base
					<b>2</b>		
					Adjustable (Black)		
					<b>3</b>		
					Fixed Cantilever - Leather		

DORSO S-LINE | HIGH BACK

DESCRIPTION/MODEL		COM		COL	FABRIC GRADES			LEATHER		
		1	2	3	4	5	6	7	8	9
	FIXED ARMS (Black with metal accent)									
	DOS1-H2011M	1422	1484	1550	1637	1737	1858	2003	2166	2347
	Silver Metallic									
	DOS1-H2031M								2390	
	Silver Metallic									
	DOC1-H2011M	1486	1549	1615	1702	1802	1916	2068	2231	2412
	Polished Chrome									
	DOC1-H2031M								2455	
	Polished Chrome									
	ADJUSTABLE ARMS (Black with metal accent)									
	DOS1-H2021M	1371	1436	1500	1585	1687	1806	1952	2110	2297
	Silver Metallic									
	DOC1-H2021M	1436	1500	1564	1650	1751	1874	2016	2174	2360
	Polished Chrome									

DORSO S-LINE | HIGH BACK WITH HEADREST

	FIXED ARMS (Black with metal accent)								
	DOS1-H2111M	1564	1644	1715	1816	1930	2067	2223	2396
	Silver Metallic								2589
	DOS1-H2131M								2619
	Silver Metallic								
	DOC1-H2111M	1627	1708	1780	1879	1993	2130	2289	2462
	Polished Chrome								2656
	DOC1-H2131M								2686
	Polished Chrome								
	ADJUSTABLE ARMS (Black with metal accent)								
	DOS1-H2121M	1515	1585	1664	1764	1879	2016	2166	2347
	Silver Metallic								2540
	DOC1-H2121M	1578	1650	1730	1830	1944	2081	2232	2410
	Polished Chrome								2604

ORDERING NOTES




Dorso S-Line versions are available without back metal accent detail. Please contact Customer Service for ordering information. Seat slider option is available on all armless and adjustable arm versions at an upcharge of **\$55 list**. The upholstered leather cantilever arm is only available for use with Krug in-stock leathers. For jury base version of this chair, please add a 'J' for the base style at the end of the model number and **add \$53** to the list price.



PRODUCT CODE KEY

Line	Series	Back Style	Back Adjustment	Back Details	Arm Style	Mechanism	Base
DOS	1	M	2	0	0	1	M
Dorso S-Line (Silver Metallic)	Management, Task & Conference Seating	Mid Back	Adjustment	No Headrest	Armless	Synchro	Metal Base
DOC		H		1	1		J
Dorso S-Line (Polished Chrome)		High Back		Headrest (No trim) (High back only)	Fixed Cantilever		Jury Base
					2		
					Adjustable (Black)		
					3		
					Fixed Cantilever - Leather		

## DORSO N-LINE | MID BACK

DESCRIPTION/MODEL		COM 1	2	COL 3	FABRIC GRADES 4 5 6			LEATHER 7 8 9		
	FIXED ARMS (Black)									
	DON1-M1011B	1155	1206	1263	1328	1397	1493	1592	1715	1844
	No back adjustment									
	DON1-M2011B	1221	1269	1328	1392	1465	1556	1657	1780	1908
	With back adjustment									
	ADJUSTABLE ARMS (Black)									
	DON1-M1021B	1105	1155	1206	1269	1348	1441	1544	1657	1787
	No back adjustment									
	DON1-M2021B	1171	1221	1269	1334	1413	1507	1608	1722	1851
	With back adjustment									
	ARMLESS									
	DON1-M1001B	1018	1069	1126	1190	1263	1357	1457	1578	1708
	No back adjustment									
	DON1-M2001B	1075	1134	1184	1250	1328	1413	1520	1637	1764
	With back adjustment									

Each chair features the Synchro Tilt mechanism

### ORDERING NOTES

Dorso N-Line tilter models feature black bases and are available with an optional polished chrome base or silver metallic base at an upcharge of **\$138**.

Seat slider option is available on all armless and adjustable arm versions at an upcharge of **\$55 list**.



For jury base version of this chair, please add a 'J' for the base style at the end of the model number and **add \$53** to the list price.



### PRODUCT CODE KEY

Line	Series	Back Style	Back Adjustment	Back Details	Arm Style	Mechanism	Base
<div>DON</div>	<div>1</div>	<div>M</div>	<div>1</div>	<div>0</div>	<div>0</div>	<div>1</div>	<div>B</div>
Dorso N-Line	Management, Task & Conference Seating	Mid Back	No Adjustment	No Headrest	Armless	Synchro	Black Nylon Base
		<div>H</div>	<div>2</div>	<div>1</div>	<div>1</div>		<div>J</div>
		High Back	Adjustment	Headrest (No trim) (High back only)	Fixed (Black) Cantilever		Jury Base
					<div>2</div>		
					Adjustable (Black)		

DORSO N-LINE | HIGH BACK

DESCRIPTION/MODEL		COM 1	2	COL 3	FABRIC GRADES			7	LEATHER 8	9
	FIXED ARMS (Black)									
	DON1-H1011B	1290	1357	1422	1507	1608	1730	1874	2037	2218
	No back adjustment									
	DON1-H2011B	1357	1422	1484	1572	1671	1794	1937	2104	2282
	ADJUSTABLE ARMS (Black)									
	DON1-H1021B	1241	1304	1371	1457	1556	1680	1822	1980	2166
	No back adjustment									
	DON1-H2021B	1304	1371	1436	1520	1622	1743	1887	2045	2232
	With back adjustment									

DORSO N-LINE | HIGH BACK WITH HEADREST

	FIXED ARMS (Black)									
	DON1-H1111B	1436	1515	1585	1687	1802	1937	2095	2267	2462
	No back adjustment									
	DON1-H2111B	1500	1578	1650	1751	1866	2003	2160	2333	2524
	ADJUSTABLE ARMS (Black)									
	DON1-H1121B	1386	1457	1534	1637	1751	1887	2037	2218	2410
	No back adjustment									
	DON1-H2121B	1450	1520	1601	1700	1816	1952	2104	2282	2475
	With back adjustment									

ORDERING NOTES

Dorso N-Line tilter models feature black bases and are available with an optional polished chrome base or silver metallic base at an upcharge of **\$138**.  
Seat slider option is available on all armless and adjustable arm versions at an upcharge of **\$55 list**.  
For jury base version of this chair, please add a 'J' for the base style at the end of the model number and **add \$53** to the list price.  
See page 75 for Dorso Guest seating.



PRODUCT CODE KEY

Line	Series	Back Style	Back Adjustment	Back Details	Arm Style	Mechanism	Base
<div>DON</div>	<div>1</div>	<div>M</div>	<div>1</div>	<div>0</div>	<div>0</div>	<div>1</div>	<div>B</div>
Dorso N-Line	Management, Task & Conference Seating	Mid Back	No Adjustment	No Headrest	Armless	Synchro	Black Nylon Base
		<div>H</div>	<div>2</div>	<div>1</div>	<div>1</div>		<div>J</div>
		High Back	Adjustment	Headrest (No trim) (High back only)	Fixed (Black) Cantilever		Jury Base
					<div>2</div>		
					Adjustable (Black)		

Me brings new meaning to custom seating. Your comfort. Your style. Your chair.

With Me, options, styling and versatility are virtually endless, and comfort is superior. With Me, Krug has created a chair that not only provides unprecedented comfort and natural posture support, but also exceptional styling. Me is an adaptable seating solution for any management, task and conference environment.

Think of Me as your fingerprint of seating. The search for the perfect chair is over. Me is here.

## DIMENSIONS & COM REQUIREMENTS

		Overall Width	Overall Depth	Overall Height	Height of Arms from Floor	Width between Arms	Seat Depth	Shipping Weight	Cube	COM Yardage
LOW BACK	Armless	20	21.75	36.5	N/A	N/A	19	39	16	1.7
	Fixed	23	21.75	36.5	27.13	19	19	46	16	1.7
	Adjustable Urethane	24.75	21.75	36.5	24	17.25	19	46	16	1.7
	Adjustable Upholstered	25.5	21.75	36.5	24.25	16.75	19	46	16	1.7
MID BACK	Armless	20	21.75	39	N/A	N/A	19	43	18	1.8
	Fixed	23	21.75	39	27.13	19	19	48	18	1.8
	Adjustable Urethane	24.75	21.75	39	24	17.25	19	48	18	1.8
	Adjustable Upholstered	25.5	21.75	39	24.25	16.75	19	48	18	1.8
HIGH BACK	Armless	20	21.75	41.6	N/A	N/A	19	45	20	1.9
	Fixed	23	21.75	41.6	27.13	19	19	50	20	1.9
	Adjustable Urethane	24.75	21.75	41.6	24	17.25	19	50	20	1.9
	Adjustable Upholstered	25.5	21.75	41.6	24.25	16.75	19	50	20	1.9

Height measurements of Me are taken with the pneumatic lift in the lowest position and with a standard height range gas lift. All dimensions are in inches and approximate and are subject to change without notice. Contact Customer Service if dimensions are critical.

## OPTIONAL GAS LIFT HEIGHT RANGES

Me is available with two gas lift ranges. Unless clearly specified on order, Me seating will be provided with the standard gas lift.

The gas lift ranges measured from the seat height are as follows:

**Non Seat Slider Versions:** Standard gas lifts give a seat height of no greater than 16" when lowered and no less than 20" when extended. Low gas lifts give a seat height of no greater than 15 1/8" when lowered and no less than 18 5/16" when extended. If dimensions are critical, please contact Customer Service.

**Seat Slider Versions:** Standard gas lifts give a seat height of no greater than 16 1/4" when lowered and no less than 20 5/16" when extended. Low gas lifts give a seat height of no greater than 15 3/8" when lowered and no less than 18 15/16" when extended. If dimensions are critical, please contact Customer Service.

**Note:** Some vinyls are not suitable for upholstery on Me seating. For vinyls other than Maharam's Lariat, or Momentum's Cashmere, please submit a sample to Customer Service.

The approval process is as follows:

1. A sample of the COM vinyl fabric must be provided to Krug Customer Service prior to or at time of order. For Maharam or Momentum fabric, Krug will obtain the fabric sample.
2. The sample will be reviewed and the customer advised if the fabric is unsuitable.
3. The COM vinyl will be inspected when received at the factory to identify and further concerns with its suitability.

Me | LOW BACK



Me | MID BACK



Me | HIGH BACK



## ME | FEATURES



### ARM STYLES

Four arm styles are available on Me. In addition to the armless version is the urethane overmolded steel supported fixed cantilever arm. Also available are two adjustable pad arms: urethane pad arms, and upholstered pad arms. Both adjustable arm versions feature: pivoting arms that adjust 30 degrees inward or outward, 1 1/2" left and right width adjustment control, and a 6 stop position arm height range with a total of 2.6" of height adjustment.

When specifying leather on the upholstered arm pad version, the user has the option of a perforated arm pad (available when specifying Krug's stock leather only).

When specifying polished aluminum bases on Me, the arm upright will also be finished in polished aluminum (on adjustable arm versions only).



### BASE STYLES

Me seating is available in two base options. Choose from an injection molded, glass reinforced black nylon base or polished cast aluminum base, both with 2 1/4" dual wheel casters.



### Me CONTROLS

Me features a standard synchro tilt mechanism that allows the back and the seat to articulate synchronously in a 2:1 ratio. This feature insures that the upward tilt of the seat is minimized as the back reclines. The mechanism that also features a standard tilt lock mechanism that allows the user an infinite number of recline lock positions. Simply push the tilt lock lever downward to lock and upward to free-float the back.

### SEAT HEIGHT

In the seated position, a pull upwards on the height adjustment lever located under the seat of the user's right side adjusts the height up or down with a total height range of:

Standard gas lift: 4.25" without seat slider and 4.0" with seat slider.

Low gas lift: 3.5" without seat slider and 3.5" with seat slider.



### BACK TENSION

The back tension adjustment knob is located on the front underside of the seat. A simple turn of the knob provides a range of back tension adjustment suitable for users of varying sizes and preferences.

### SEAT SLIDER

All Me adjustable arm versions are available with an optional seat slider mechanism featuring a 2" range of adjustment front to back when seated. The lever to activate this feature is located under the seat of the user's left side and is activated by a simple twist of the knob.

### BACK HEIGHT

Me is available in three back heights: low, mid and high.



Back height adjustment is a standard feature on all Me models. This feature offers an adjustment range of 11 positions over a 2 1/2" range of movement. Back height adjustment is operated while in the seated position, by placing the right hand of the right bottom of the chair back, and the left hand on the left bottom of the chair back. The back is lifted and clicked into the desired height. Raising the back to the highest position releases the back height lock so it can be lowered to the first and lowest stop position.

### UPHOLSTERY OPTIONS

With Me comes the ability to choose contrasting fabrics/leathers for the seat, upper and lower back sections, as well as the upholstered arm pads. This option allows for an endless possibility of custom designed seating options (see upcharges on the following pages).

When specifying leather from Krug's in-stock leather program, the option to perforate the leather on the lower back and upholstered pad arms is available (see pricing on the following pages).



	DESCRIPTION/MODEL	COM		COL		FABRIC GRADES			LEATHER	
		1	2	3	4	5	6	7	8	9
	FIXED ARMS									
	MTH1 L2 11B	933	982	1018	1155	1221	1279	1386	1614	1806
	Standard back upholstery, black base									
	MTH1 L2 21B								1743	
	Perforated back upholstery, black base									
	MTH1 L2 11A	1026	1075	1118	1255	1320	1371	1477	1715	1908
	Standard back upholstery, silver metallic base									
	MTH1 L2 21A								1844	
	Perforated back upholstery, silver metallic base									
	ADJUSTABLE URETHANE PAD ARMS									
	MTH1 L2 12B	905	946	991	1103	1177	1227	1334	1550	1749
	Standard back upholstery, black base									
	MTH1 L2 22B								1680	
	Perforated back upholstery, black base									
	MTH1 L2 12A	1005	1039	1083	1206	1279	1328	1426	1650	1851
	Standard back upholstery, silver metallic base									
	MTH1 L2 22A								1780	
	Perforated back upholstery, silver metallic base									

### CONTRASTING SEAT, BACK AND ARM PAD FABRIC

COM yardage requirements are shown below. The base price is determined using the higher grade fabric. Please note clearly on the purchase order which chair sections to upholster by using the chart below.

### COM REQUIREMENTS PER CHAIR SECTION

Upper Back*	Lower Back*	Seat	Arm Pads
0.7	0.5	0.75	0.4

Measurements above are provided in yards.

\*Upper and Lower Backs consist of both the inside and outside back.

### ORDERING NOTES

The perforated leather option is not available on the *KrugExpress* program.

Perforated leather option is only available with the Krug in stock leather program.

Please specify clearly on purchase order if low gas lift is to be applied.

Seat slider option is available on all armless and adjustable arm versions at an upcharge of **\$53 list**.


For Jury Base version of this chair, please add a 'J' for the base style at the end of the model number and **add \$55** to the list price.


Value Mechanism Option - for a price reduction of \$100 per chair, we offer a lower-function mechanism option, which includes full swivel and reward tilt capability, tilt tension control, and gas lift height adjustable activator.

### PRODUCT CODE KEY


Line	Series	Back Style	Back Adjustment	Back Details	Arm Style	Base
MTH	1	L	2	1	0	B
Me	Management, Task & Conference Seating	Low Back	Adjustable	Standard Back Upholstery	Armless	Black Base
		M		2	1	A
		Mid Back		Perforated Back Upholstery	Fixed Cantilever	Silver Metallic Base
		H			2	J
		High Back			Adjustable Urethane Pad Arms	Jury Base
					3	
					Adjustable Upholstered Pad Arms	

## ME | LOW BACK

	DESCRIPTION/MODEL	COM		COL	FABRIC GRADES			LEATHER		
		1	2	3	4	5	6	7	8	9
	UPHOLSTERED ADJUSTABLE PAD ARMS									
	MTH1 L2 13B	946	991	1039	1161	1234	1290	1392	1627	1844
	Standard back upholstery, black base									
	MTH1 L2 23B								1758	
	Perforated back upholstery, black base									
	MTH1 L2 13A	1048	1083	1134	1263	1334	1392	1492	1722	1937
	Standard back upholstery, silver metallic base									
	MTH1 L2 23A								1851	
Perforated back upholstery, silver metallic base										

	ARMLESS									
	MTH1 L2 10B	845	898	939	1075	1134	1190	1298	1534	1722
	Standard back upholstery, black base									
	MTH1 L2 20B								1664	
	Perforated back upholstery, black base									
	MTH1 L2 10A	956	998	1034	1170	1234	1285	1392	1627	1822
	Standard back upholstery, silver metallic base									
	MTH1 L2 20A								1758	
	Perforated back upholstery, silver metallic base									

## ME | MID BACK

	FIXED ARMS									
	MTH1 M2 11B	1005	1054	1098	1241	1314	1371	1484	1737	1944
	Standard back upholstery, black base									
	MTH1 M2 21B								1866	
	Perforated back upholstery, black base									
	MTH1 M2 11A	1098	1148	1198	1334	1407	1465	1585	1837	2037
	Standard back upholstery, silver metallic base									
	MTH1 M2 21A								1967	
	Perforated back upholstery, silver metallic base									

### ORDERING NOTES

The perforated leather option is not available on the *KrugExpress* program.

Perforated leather option is only available with the Krug in stock leather program.

Please specify clearly on purchase order if low gas lift is to be applied.




Seat slider option is available on all armless and adjustable arm versions at an upcharge of **\$55 list**.

For Jury Base version of this chair, please add a 'J' for the base style at the end of the model number and **add \$55** to the list price.

Value Mechanism Option - for a price reduction of \$100 per chair, we offer a lower-function mechanism option, which includes full swivel and reward tilt capability, tilt tension control, and gas lift height adjustable activator.

### PRODUCT CODE KEY

Line	Series	Back Style	Back Adjustment	Back Details	Arm Style	Base
MTH	1	L	2	1	0	B
Me	Management, Task & Conference Seating	Low Back	Adjustable	Standard Back Upholstery	Armless	Black Base
		M		2	1	A
		Mid Back		Perforated Back Upholstery	Fixed Cantilever	Silver Metallic Base
		H			2	J
		High Back			Adjustable Urethane Pad Arms	Jury Base
					3	
					Adjustable Upholstered Pad Arms	

	DESCRIPTION/MODEL	COM 1	2	COL 3	4	FABRIC GRADES 5	6	7	LEATHER 8	9
	ADJUSTABLE URETHANE PAD ARMS									
	MTH1 M2 12B	968	1018	1063	1190	1263	1320	1426	1664	1879
	Standard back upholstery, black base									
	MTH1 M2 22B								1794	
	Perforated back upholstery, black base									
	MTH1 M2 12A	1069	1113	1155	1290	1362	1422	1520	1764	1980
	Standard back upholstery, silver metallic base									
	MTH1 M2 22A								1895	
	Perforated back upholstery, silver metallic base									
	UPHOLSTERED ADJUSTABLE PAD ARMS									
	MTH1 M2 13B	1018	1069	1113	1250	1334	1386	1500	1749	1980
	Standard back upholstery, black base									
	MTH1 M2 23B								1879	
	Perforated back upholstery, black base									
	MTH1 M2 13A	1118	1161	1206	1342	1426	1477	1592	1851	2072
	Standard back upholstery, silver metallic base									
	MTH1 M2 23A								1980	
	Perforated back upholstery, silver metallic base									
	ARMLESS									
	MTH1 M2 10B	911	962	1005	1148	1221	1279	1392	1650	1851
	Standard back upholstery, black base									
	MTH1 M2 20B								1780	
	Perforated back upholstery, black base									
	MTH1 M2 10A	1005	1063	1103	1250	1320	1377	1492	1743	1952
	Standard back upholstery, silver metallic base									
	MTH1 M2 20A								1874	
	Perforated back upholstery, silver metallic base									

**ORDERING NOTES**

The perforated leather option is not available on the *KrugExpress* program.

Perforated leather option is only available with the Krug in stock leather program.

Please specify clearly on purchase order if low gas lift is to be applied.

Seat slider option is available on all armless and adjustable arm versions at an upcharge of **\$55 list**.




For Jury Base version of this chair, please add a 'J' for the base style at the end of the model number and **add \$55** to the list price.

Value Mechanism Option - for a price reduction of \$100 per chair, we offer a lower-function mechanism option, which includes full swivel and reward tilt capability, tilt tension control, and gas lift height adjustable activator.

**PRODUCT CODE KEY**

Line	Series	Back Style	Back Adjustment	Back Details	Arm Style	Base
MTH	1	L	2	1	0	B
Me	Management, Task & Conference Seating	Low Back	Adjustable	Standard Back Upholstery	Armless	Black Base
		M		2	1	A
		Mid Back		Perforated Back Upholstery	Fixed Cantilever	Silver Metallic Base
		H			2	J
		High Back			Adjustable Urethane Pad Arms	Jury Base
					3	
					Adjustable Upholstered Pad Arms	

## ME | HIGH BACK

	DESCRIPTION/MODEL	COM 1	2	COL 3	4	FABRIC GRADES 5 6		7	LEATHER 8 9	
	FIXED ARMS									
	MTH1 H2 11B	1091	1155	1206	1371	1450	1515	1650	1930	2160
	Standard back upholstery, black base									
	MTH1 H2 21B								2060	
	Perforated back upholstery, black base									
	MTH1 H2 11A	1190	1255	1304	1457	1544	1608	1743	2032	2253
	Standard back upholstery, silver metallic base									
	MTH1 H2 21A								2160	
	Perforated back upholstery, silver metallic base									
	ADJUSTABLE URETHANE PAD ARMS									
	MTH1 H2 12B	1054	1113	1161	1314	1392	1457	1585	1858	2087
	Standard back upholstery, black base									
	MTH1 H2 22B								1993	
	Perforated back upholstery, black base									
	MTH1 H2 12A	1148	1206	1263	1407	1492	1550	1680	1959	2180
	Standard back upholstery, silver metallic base									
	MTH1 H2 22A								2087	
	Perforated back upholstery, silver metallic base									
	UPHOLSTERED ADJUSTABLE PAD ARMS									
	MTH1 H2 13B	1103	1170	1221	1377	1465	1520	1664	1952	2189
	Standard back upholstery, black base									
	MTH1 H2 23B								2091	
	Perforated back upholstery, black base									
	MTH1 H2 13A	1206	1263	1320	1471	1564	1622	1758	2052	2289
	Standard back upholstery, silver metallic base									
	MTH1 H2 23A								2180	
	Perforated back upholstery, silver metallic base									

### ORDERING NOTES

The perforated leather option is not available on the *KrugExpress* program.

Perforated leather option is only available with the Krug in stock leather program.

Please specify clearly on purchase order if low gas lift is to be applied.

Seat slider option is available on all armless and adjustable arm versions at an upcharge of **\$55 list**.

For Jury Base version of this chair, please add a 'J' for the base style at the end of the model number and **add \$55** to the list price.

Value Mechanism Option - for a price reduction of \$100 per chair, we offer a lower-function mechanism option, which includes full swivel and reward tilt capability, tilt tension control, and gas lift height adjustable activator.

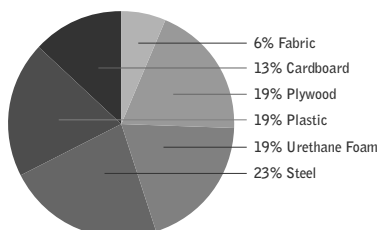
### PRODUCT CODE KEY

Line	Series	Back Style	Back Adjustment	Back Details	Arm Style	Base
MTH	1	L	2	1	0	B
Me	Management, Task & Conference Seating	Low Back	Adjustable	Standard Back Upholstery	Armless	Black Base
		M		2	1	A
		Mid Back		Perforated Back Upholstery	Fixed Cantilever	Silver Metallic Base
		H			2	J
		High Back			Adjustable Urethane Pad Arms	Jury Base
					3	
					Adjustable Upholstered Pad Arms	

## PAN AM



### MATERIAL CONTENT:



PRE-CONSUMER  
RECYCLED CONTENT = 6.29%

POST-CONSUMER  
RECYCLE CONTENT = 18.32%

Up to 24.19% of Pan Am product is recyclable at the end of its useful life.

### CONTRIBUTES TO

CREDIT 2.1 - 2.2	Construction Waste Management	1-2 point(s)
CREDIT 3.3	Resource Reuse	1 point
CREDIT 4.1	Recycled Content	1 point
CREDIT 4.2	Recycled Content	1 point
CREDIT 4.5	Low Emitting Materials, Systems & Seating	1 point
CREDIT 5.1	Regional Materials*	1 point
CREDIT 7	Certified Wood (MUST BE REQUESTED)	1 point(s)

\*This credit is only applicable if in total 20% of the combined value of the procurement of construction materials and in the furniture are manufactured within a radius of 500 miles. This credit will apply if the installation of the finished product occurs within 500 miles of Kitchener, Ontario.

## level® CERTIFICATION & AIR EMISSIONS CERTIFICATION



### level® CERTIFICATION

BIFMA's e3 Furniture Sustainability Standard is a voluntary, multi-attribute standard that measures the degree of sustainability of furniture. This standard evaluates product and company environmental attributes and compliance systems in a wide range of elements which include Materials, Energy & Atmosphere, Human & Ecosystem Health and Social Responsibility. Pan Am products have earned level®, BIFMA's sustainability certification program for furniture, certification through third-party verification against the e3 standard.



The mark of responsible forestry

### AIR EMISSIONS

All Pan Am products are supplied air-emissions certified. Contact customer service for information.

### FSC®

In 2005, Krug received Forest Stewardship Council® (FSC®) Chain-of-Custody certification for our manufacturing facilities. The FSC® Chain-of-Custody tracks certified wood from seedling to final sale. It signifies that the growth, harvesting and production of goods are entirely achieved through responsible forestry, which guarantees a healthy supply of forest resources for generations to come.



Architects, designers, and building professionals can specify FSC®-certified products in order to achieve a point from the US. Green Building Council's Leadership in Energy and Environmental Design (LEED) Rating System.

## PAN AM | FEATURES



### ARM STYLES

Pan Am features three styles of fixed arms, including open urethane, closed upholstered and open upholstered versions.



### BACK STYLES

Available with two different back options, Mid and High, Pan Am is perfect for desk and conference applications.



### BASE STYLES

Featuring a five blade caster base with 2 1/4" hooded dual wheel casters, Pan Am bases are available in both Black Nylon, or Polished Aluminum.

### SEAT HEIGHT

In the seated position, a pull upwards on the height adjustment lever located under the seat of the user's right side adjusts the height up or down with a total height range of:

Standard gas lift: 3.5"

Low gas lift: 3.0"



### PAN AM CONTROLS

Pan Am is available with either a Swivel Tilt of Knee Tilt mechanism. All Pan Am seating features an adjustable tilt tension knob, and height adjustment lever. On the Knee Tilt version of Pan Am, the height adjustment lever also operates a forward tilt lock.



### TILT TENSION

A tilt tension knob is located under the seat for all versions of Pan Am. For Knee Tilt versions a push of the height adjustment lever toward the gas lift cylinder activates the tilt lock feature.

## PAN AM | DIMENSIONS & COM REQUIREMENTS

Presenting Pan Am, a modern design for Management, Conference and Task seating applications. This exceptionally comfortable and versatile chair is without question one of the best values available in seating.

		Overall Width	Overall Depth	Overall Height	Height of Arms from Floor	Width between Arms	Seat Depth	Shipping Weight	Cube	COM Yardage
MID BACK	Open Urethane	24.5	24.5	34.5	25	18.5	19	31	15.03	1.8
	Closed Upholstered	27.25	24.5	34.5	26.75	19	19	33	15.03	2.7
	Open Upholstered	24.5	24.5	34.5	25	18.5	19	31	15.03	2.2
HIGH BACK	Open Urethane	24.5	24.5	40	25	18.5	19	35	17.06	1.9
	Closed Upholstered	27.25	24.5	40	26.75	19	19	37	17.06	2.8
	Open Upholstered	24.5	24.5	40	25	18.5	19	35	17.06	2.3
HIGH BACK with Headrest	Open Urethane	24.5	24.5	46	25	18.5	19	37	18.75	2.5
	Closed Upholstered	27.25	24.5	46	26.75	19	19	39	18.75	3.4
	Open Upholstered	24.5	24.5	46	25	18.5	19	37	18.75	2.9

### OPTIONAL GAS LIFT HEIGHT RANGES

PAN AM is available with two gas lift ranges. Unless clearly specified on order, PAN AM seating will be provided with the standard gas lift. The gas lift ranges measured from the seat height are as follows:

Pan Am standard gas lift give a seat height no greater than 16.4" when lowered and no less than 20.2" when extended. Low gas lift give a seat height no greater than 15.04" when lowered and no less than 18" when extended.




Note: Some vinyls are not suitable for upholstery on Pan Am seating. For vinyls other than Maharam's Lariat, or Momentum's Cashmere, please submit a sample to Customer Service for a pre-approval process at time of order.

The pre-approval process is as follows:

1. A sample of the COM vinyl fabric must be provided to Krug Customer Service prior to or at time of order.
2. The sample will be reviewed and the customer advised if the fabric is unsuitable.
3. The COM vinyl will be inspected when received at the factory to identify and further concerns with its suitability.

### OPTIONS

Please contact Customer Service for more information on options for the Pan Am series. Height measurements of Pan Am are taken with the pneumatic lift in the lowest position. All dimensions are in inches and approximate and are subject to change without notice. Contact Customer Service if dimensions are critical.

		COM	COL		FABRIC GRADES			LEATHER		
DESCRIPTION/MODEL		1	2	3	4	5	6	7	8	9
	OPEN URETHANE ARMS									
	PAN1-M11B	814	884	966	1037	1118	1194	1269	1345	1476
	Black base, swivel tilt									
	PAN1-M12B	918	994	1069	1146	1228	1297	1380	1450	1579
	Black base, knee tilt									
	PAN1-M11A	918	994	1069	1140	1222	1297	1373	1450	1579
	Polished aluminum base, swivel tilt									
	PAN1-M12A	1021	1097	1174	1250	1332	1401	1483	1553	1684
Polished aluminum base, knee tilt										
	CLOSED UPHOLSTERED ARMS									
	PAN1-M21B	1194	1303	1422	1531	1642	1752	1869	1981	2111
	Black base, swivel tilt									
	PAN1-M22B	1303	1415	1531	1642	1752	1864	1973	2091	2221
	Black base, knee tilt									
	PAN1-M21A	1297	1408	1526	1635	1745	1855	1973	2083	2215
	Polished aluminum base, swivel tilt									
	PAN1-M22A	1408	1519	1635	1745	1855	1967	2076	2195	2325
Polished aluminum base, knee tilt										
	OPEN UPHOLSTERED ARMS									
	PAN1-M31B	1278	1386	1498	1614	1726	1835	1945	2058	2188
	Black base, swivel tilt									
	PAN1-M32B	1380	1498	1608	1716	1829	1945	2058	2166	2298
	Black base, knee tilt									
	PAN1-M31A	1380	1489	1602	1716	1829	1938	2035	2160	2292
	Polished aluminum base, swivel tilt									
	PAN1-M32A	1483	1602	1711	1821	1932	2050	2160	2269	2401
Polished aluminum base, knee tilt										

#### ORDERING NOTES

Please specify clearly on purchase order if low gas lift is to be applied.

For jury base version of this chair, please add a 'J' for the base style at the end of the model number and **add \$53** to the list price.






#### PRODUCT CODE KEY

Line	Series	Back Style	Arm Style	Mechanism	Base
PAN	1	M	1	1	B
PAN AM	Management, Task & Conference Seating	Mid Back	Open Urethane Arm	Swivel Tilt	Armless
		H	2	2	A
		High Back	Closed Upholstered Arm	Knee Tilt	Polished Aluminum Base
		HR	3		
		High Back with Headrest	Open Upholstered Arm		



PAN AM | HIGH BACK

DESCRIPTION/MODEL		COM 1	2	COL 3	FABRIC GRADES			LEATHER	
		1	2	3	4	5	6	7	8 9
	OPEN URETHANE ARMS								
	PAN1-H11B	821	898	979	1063	1140	1222	1297	1380 1510
	Black base, swivel tilt								
	PAN1-H12B	924	1009	1091	1174	1250	1332	1408	1489 1622
	Black base, knee tilt								
	PAN1-H11A	924	1000	1083	1166	1242	1325	1401	1483 1614
	Polished aluminum base, swivel tilt								
	CLOSED UPHOLSTERED ARMS								
	PAN1-H21B	1201	1319	1435	1553	1668	1780	1904	2015 2145
	Black base, swivel tilt								
	PAN1-H22B	1311	1427	1546	1662	1780	1891	2009	2124 2256
	Black base, knee tilt								
	PAN1-H21A	1303	1422	1538	1656	1774	1884	2009	2118 2249
	Polished aluminum base, swivel tilt								
	OPEN UPHOLSTERED ARMS								
	PAN1-H31B	1284	1401	1519	1627	1745	1864	1981	2097 2228
	Black base, swivel tilt								
	PAN1-H32B	1393	1510	1627	1739	1855	1973	2091	2208 2339
	Black base, knee tilt								
	PAN1-H31A	1386	1504	1622	1733	1849	1967	2083	2200 2333
	Polished aluminum base, swivel tilt								
	PAN1-H32A	1498	1614	1733	1841	1959	2076	2195	2311 2442
	Polished aluminum base, knee tilt								

ORDERING NOTES





Please specify clearly on purchase order if low gas lift is to be applied.  
For jury base version of this chair, please add a 'J' for the base style at the end of the model number and add \$53 to the list price.



PRODUCT CODE KEY

Line	Series	Back Style	Arm Style	Mechanism	Base
PAN	1	M	1	1	B
PAN AM	Management, Task & Conference Seating	Mid Back	Open Urethane Arm	Swivel Tilt	Armless
		H	2	2	A
		High Back	Closed Upholstered Arm	Knee Tilt	Polished Aluminum Base
		HR	3		
		High Back with Headrest	Open Upholstered Arm		

## PAN AM | HIGH BACK WITH HEADREST

DESCRIPTION/MODEL	COM	COL	FABRIC GRADES				LEATHER		
	1	2	3	4	5	6	7	8	9
	OPEN URETHANE ARMS								
	PAN1-HR-11B	870	946	1027	1112	1188	1270	1345	1558
	Black base, swivel tilt								
	PAN1-HR-12B	974	1057	1140	1222	1298	1380	1457	1662
	Black base, knee tilt								
	PAN1-HR-11A	974	1049	1131	1216	1290	1373	1449	1662
	Polished aluminum base, swivel tilt								
	PAN1-HR-12A	1075	1160	1243	1326	1401	1442	1558	1774
	Polished aluminum base, knee tilt								
	CLOSED UPHOLSTERED ARMS								
	PAN1-HR-21B	1250	1367	1484	1602	1716	1829	1953	2195
	Black base, swivel tilt								
	PAN1-HR-22B	1360	1476	1595	1711	1829	1940	2058	2304
	Black base, knee tilt								
	PAN1-HR-21A	1351	1470	1586	1705	1822	1932	2058	2406
	Polished aluminum base, swivel tilt								
	PAN1-HR-22A	1463	1579	1699	1815	1932	2040	2160	2406
	Polished aluminum base, knee tilt								
	OPEN UPHOLSTERED ARMS								
	PAN1-HR-31B	1332	1449	1568	1677	1793	1912	2029	2276
	Black base, swivel tilt								
	PAN1-HR-32B	1442	1558	1677	1787	1904	2022	2139	2387
	Black base, knee tilt								
	PAN1-HR-31A	1435	1553	1670	1782	1897	2015	2133	2381
	Polished aluminum base, swivel tilt								
	PAN1-HR-32A	1546	1662	1782	1891	2009	2125	2243	2491
	Polished aluminum base, knee tilt								

### PRODUCT CODE KEY

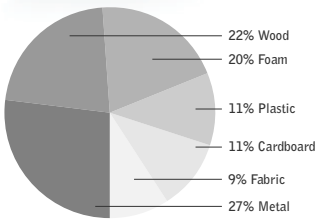
Line	Series	Back Style	Arm Style	Mechanism	Base
PAN	1	M	1	1	B
PAN AM	Management, Task & Conference Seating	Mid Back	Open Urethane Arm	Swivel Tilt	Armless
		H	2	2	A
		High Back	Closed Upholstered Arm	Knee Tilt	Polished Aluminum Base
		HR	3		
		High Back with Headrest	Open Upholstered Arm		

# CADENCE | LEED CI CREDIT SUMMARY

## CADENCE



MATERIAL CONTENT:



PRE-CONSUMER  
RECYCLED CONTENT = 4.67%

POST-CONSUMER  
RECYCLED CONTENT = 17.3%

Up to 26.67% of this Cadence product is recyclable at the end of its useful life.

CONTRIBUTES TO

CREDIT 2.1 - 2.2	Construction Waste Management	1-2 point(s)
CREDIT 3.3	Resource Reuse	1 point
CREDIT 4.1	Recycled Content	1 point
CREDIT 4.5	Low Emitting Materials, Systems & Seating	1 point
CREDIT 5.1	Regional Materials*	1 point
CREDIT 7	Certified Wood (MUST BE REQUESTED)	1 point(s)

\*This credit is only applicable if in total 20% of the combined value of the procurement of construction materials and in the furniture are manufactured within a radius of 500 miles. This credit will apply if the installation of the finished product occurs within 500 miles of Kitchener, Ontario.

## level® CERTIFICATION & AIR EMISSIONS CERTIFICATION



level® CERTIFICATION

BIFMA's e3 Furniture Sustainability Standard is a voluntary, multi-attribute standard that measures the degree of sustainability of furniture. This standard evaluates product and company environmental attributes and compliance systems in a wide range of elements which include Materials, Energy & Atmosphere, Human & Ecosystem Health and Social Responsibility. Cadence products have earned level®, BIFMA's sustainability certification program for furniture, certification through third-party verification against the e3 standard.



The mark of responsible forestry

AIR EMISSIONS

All Cadence products are supplied air-emissions certified. Contact customer service for information.

FSC®

In 2005, Krug received Forest Stewardship Council® (FSC®) Chain-of-Custody certification for our manufacturing facilities. The FSC® Chain-of-Custody tracks certified wood from seedling to final sale. It signifies that the growth, harvesting and production of goods are entirely achieved through responsible forestry, which guarantees a healthy supply of forest resources for generations to come.

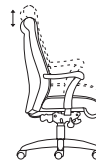


Architects, designers, and building professionals can specify FSC®-certified products in order to achieve a point from the US. Green Building Council's Leadership in Energy and Environmental Design (LEED) Rating System.



## RECLINE ADJUSTMENT

The recline adjustment on the Cadence series allows a 24 degree range of motion. The foremost lever located on the right-hand side (when you are in a seated position) engages a device to lock the back in any position within the chair's range of movement. Lowering the lever locks the back at any position within the range. Raising the lever releases the lock and the back will move freely through the entire range.



## SEAT HEIGHT ADJUSTMENTS

The rear-most lever located in the right-hand side (when you are in the seated position) activates the seat height adjustment. Pull up on the lever to adjust seat height up or down through a range of adjustment of 3 inches.



## BACK HEIGHT ADJUSTMENT

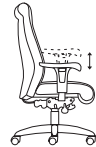
(on selected models only)

The back height is adjustable on selected models of Cadence series. The mechanism adjusts the back while in the seated position. The adjustable height back has a 4 inch range of movement with an 8 position stop mechanism. Place both hands on either side of the lower back cushion and lift and click to the desired height. Raise the back to the highest position to release the back height lock and lower to the first and lowest position.



## BACK TENSION

A hand wheel centrally located near the front underside of the chair controls the amount of tension applied to the back. Turning the knob clockwise when you are in the seated position lessens the tension. Turning the knob counter-clockwise increases the tension.



## ARM HEIGHT

(on selected models only)

A trigger release button located outside and below the arm pad adjusts the arm height. Depress the trigger to raise arm through its height range of 3.5 inches and 8 settings. Depress the trigger to raise the arm, release when desired height is reached to lock in position.

## CADENCE | DIMENSIONS & COM REQUIREMENTS




		Overall Width	Overall Depth	Overall Height	Seat Height	Height of Arms from floor	Width between Arms	Seat Depth	Height Range	Shipping Weight	Cube	COM Yardage
<b>MID BACK</b>	Urethane	24.5	26	36.75	17.75	26.75	19.5	19.75	4	43	18	2.3
	Narrow Width Adjustable	25	26	36.75	17.75	24.25-30.25	19.5	19.75	4	43	18	2.3
	Wood & Urethane	24.5	26	36.75	17.75	26.75	19.5	19.75	4	43	18	2.3
	Wood & Upholstered	24.5	26	36.75	17.75	26.75	19.5	19.75	4	43	18	2.8
	Completely Upholstered	24.5	26	36.75	17.75	26.75	19.5	19.75	4	43	18	3.0
	Armless	19.5	26	36.75	17.75	-	-	19.75	4	41	18	2.3
	Wide Width Urethane	26	26	36.75	17.75	26.75	21	19.75	4	45	18	2.3
	Adjustable	26.5	26	36.75	17.75	24.25-30.25	21	19.75	4	45	18	2.3
	Wood & Urethane	26	26	36.75	17.75	26.75	21	19.75	4	45	18	2.3
	Wood & Upholstered	26	26	36.75	17.75	26.75	21	19.75	4	45	18	2.8
<b>HIGH BACK</b>	Completely Upholstered	26	26	36.75	17.75	26.75	21	19.75	4	45	18	3.0
	Armless	21	26	36.75	17.75	-	-	19.75	4	43	18	2.3
	Urethane	24.5	26	43	17.75	26.75	19.5	19.75	4	46	20	2.5
	Narrow Width Adjustable	25	26	43	17.75	24.25-30.25	19.5	19.75	4	46	20	2.5
	Wood & Urethane	24.5	26	43	17.75	26.75	19.5	19.75	4	46	20	2.5
	Wood & Upholstered	24.5	26	43	17.75	26.75	19.5	19.75	4	46	20	3.0
	Completely Upholstered	24.5	26	43	17.75	26.75	19.5	19.75	4	46	20	3.2
	Wide Width Urethane	26	26	43	17.75	26.75	21	19.75	4	48	20	2.5
	Adjustable	26.5	26	43	17.75	24.25-30.25	21	19.75	4	48	20	2.5
	Wood & Urethane	26	26	43	17.75	26.75	21	19.75	4	48	20	2.5
<b>ARM CHAIR</b>	Wood & Upholstered	26	26	43	17.75	26.75	21	19.75	4	48	20	3.0
	Completely Upholstered	26	26	43	17.75	26.75	21	19.75	4	48	20	3.2
		27.25	27	36	18.25	26	18.75	18	-	23	18	1.7

Height measurements are taken with the pneumatic lift (and adjustable arm and back when applicable) in the lowest position.

All dimensions are in inches and approximate and are subject to change without notice. Contact Customer Service if dimensions are critical.

**Please specify wood species and finish when ordering. For a complete list of standard wood finishes please see page 4.**

CADENCE | MID BACK

DESCRIPTION/MODEL/FINISH		COM		COL	FABRIC GRADES			LEATHER			
		1	2	3	4	5	6	7	8	9	
	URETHANE ARMS										
	CAD1-MW11B		1114	1172	1221	1376	1458	1531	1649	1927	2101
	CAD1-MN11B										
	CAD1-MW21B										
	CAD1-MN21B										
	CAD1-MW11W Cherry, Maple, Walnut, Anigre		1324	1380	1427	1584	1669	1731	1858	2138	2303
	CAD1-MN11W Cherry, Maple, Walnut, Anigre										
	CAD1-MW21W Cherry, Maple, Walnut, Anigre										
CAD1-MN21W Cherry, Maple, Walnut, Anigre											
	ADJUSTABLE ARMS										
	CAD1-MW15B		1071	1126	1174	1327	1405	1466	1588	1853	2032
	CAD1-MN15B										
	CAD1-MW25B										
	CAD1-MN25B										
	CAD1-MW15W Cherry, Maple, Walnut, Anigre		1282	1335	1382	1533	1612	1677	1798	2064	2233
	CAD1-MN15W Cherry, Maple, Walnut, Anigre										
	CAD1-MW25W Cherry, Maple, Walnut, Anigre										
CAD1-MN25W Cherry, Maple, Walnut, Anigre											
	WOOD AND URETHANE ARMS										
	CAD1-MW12B		1184	1242	1338	1463	1550	1616	1753	2046	2217
	CAD1-MN12B										
	CAD1-MW22B										
	CAD1-MN22B										
	CAD1-MW12W Cherry, Maple, Walnut, Anigre		1392	1452	1505	1672	1759	1829	1963	2256	2417
	CAD1-MN12W Cherry, Maple, Walnut, Anigre										
	CAD1-MW22W Cherry, Maple, Walnut, Anigre										
CAD1-MN22W Cherry, Maple, Walnut, Anigre											

ORDERING NOTES




Value Mechanism Option - for a price reduction of \$100 per chair, we offer a lower-function mechanism option, which includes full swivel and rearward tilt capability, tilt tension control, and gas lift height adjustment activator.  
For jury base version of this chair, please add a 'J' for the base style at the end of the model number and **add \$53** to the list price.  
See page 85 for Cadence Guest seating.



PRODUCT CODE KEY

Line	Series	Back Style	Back Adjustment	Arm Style	Base Style
CAD	1	MW	1	1	W
Cadence	Management Seating	Mid Back Wide	Fixed Back	Urethane	Wood
		MN	2	2	B
		Mid Back Narrow	Adjustable Back	Wood And Urethane	Black Nylon
				5	J
				Adjustable	Jury Base

# CADENCE | MID BACK

DESCRIPTION/MODEL/FINISH		COM		COL	FABRIC GRADES			LEATHER			
		1	2	3	4	5	6	7	8	9	
	WOOD AND UPHOLSTERED ARM										
	CAD1-MW13B		1338	1396	1494	1616	1706	1773	1908	2201	2417
	CAD1-MN13B										
	CAD1-MW23B										
	CAD1-MN23B										
	CAD1-MW13W Cherry, Maple, Walnut, Anigre		1547	1608	1661	1829	1913	1983	2118	2412	2620
	CAD1-MN13W Cherry, Maple, Walnut, Anigre										
	CAD1-MW23W Cherry, Maple, Walnut, Anigre										
	CAD1-MN23W Cherry, Maple, Walnut, Anigre										
	COMPLETELY UPHOLSTERED										
	CAD1-MW14B		1300	1360	1455	1578	1665	1734	1869	2162	2402
	CAD1-MN14B										
	CAD1-MW24B										
	CAD1-MN24B										
	CAD1-MW14W Cherry, Maple, Walnut, Anigre		1508	1569	1622	1789	1876	1944	2080	2374	2604
	CAD1-MN14W Cherry, Maple, Walnut, Anigre										
	CAD1-MW24W Cherry, Maple, Walnut, Anigre										
	CAD1-MN24W Cherry, Maple, Walnut, Anigre										
	ARMLESS										
	CAD1-MW10B		998	1054	1103	1258	1342	1415	1532	1810	2004
	CAD1-MN10B										
	CAD1-MW20B										
	CAD1-MN20B										
	CAD1-MW10W Cherry, Maple, Walnut, Anigre		1207	1264	1313	1469	1553	1614	1742	2019	2191
	CAD1-MN10W Cherry, Maple, Walnut, Anigre										
	CAD1-MW20W Cherry, Maple, Walnut, Anigre										
	CAD1-MN20W Cherry, Maple, Walnut, Anigre										

## ORDERING NOTES

Value Mechanism Option - for a price reduction of \$100 per chair, we offer a lower-function mechanism option, which includes full swivel and rearward tilt capability, tilt tension control, and gas lift height adjustment activator.

For jury base version of this chair, please add a 'J' for the base style at the end of the model number and **add \$53** to the list price.




See page 85 for Cadence Guest seating.



## PRODUCT CODE KEY

Line	Series	Back Style	Back Adjustment	Arm Style	Base Style
CAD	1	MW	1	0	W
Cadence	Management Seating	Mid Back Wide	Fixed Back	Armless	Wood
		MN	2	3	B
		Mid Back Narrow	Adjustable Back	Wood And Upholstered	Black Nylon
				4	J
				Completely Upholstered	Jury Base

# CADENCE | HIGH BACK

DESCRIPTION/MODEL/FINISH		COM			COL	FABRIC GRADES			LEATHER		
		1	2	3	4	5	6	7	8	9	
	URETHANE ARMS										
	CAD1-HW11B		1210	1285	1340	1507	1608	1678	1829	2144	2333
	CAD1-HN11B										
	CAD1-HW21B										
	CAD1-HN21B										
	CAD1-HW11W Cherry, Maple, Walnut, Anigre		1422	1494	1550	1717	1818	1887	2037	2353	2534
	CAD1-HN11W Cherry, Maple, Walnut, Anigre										
	CAD1-HW21W Cherry, Maple, Walnut, Anigre										
CAD1-HN21W Cherry, Maple, Walnut, Anigre											
	ADJUSTABLE ARMS										
	CAD1-HW15B		1163	1234	1289	1452	1546	1614	1759	2064	2254
	CAD1-HN15B										
	CAD1-HW25B										
	CAD1-HN25B										
	CAD1-HW15W Cherry, Maple, Walnut, Anigre		1374	1443	1499	1661	1757	1826	1970	2272	2455
	CAD1-HN15W Cherry, Maple, Walnut, Anigre										
	CAD1-HW25W Cherry, Maple, Walnut, Anigre										
CAD1-HN25W Cherry, Maple, Walnut, Anigre											
	WOOD AND URETHANE ARM										
	CAD1-HW12B		1286	1365	1424	1606	1710	1784	1941	2277	2460
	CAD1-HN12B										
	CAD1-HW22B										
	CAD1-HN22B										
	CAD1-HW12W Cherry, Maple, Walnut, Anigre		1497	1573	1635	1815	1917	1991	2151	2488	2661
	CAD1-HN12W Cherry, Maple, Walnut, Anigre										
	CAD1-HW22W Cherry, Maple, Walnut, Anigre										
CAD1-HN22W Cherry, Maple, Walnut, Anigre											

## ORDERING NOTES

Value Mechanism Option - for a price reduction of \$100 per chair, we offer a lower-function mechanism option, which includes full swivel and rearward tilt capability, tilt tension control, and gas lift height adjustment activator.

For jury base version of this chair, please add a 'J' for the base style at the end of the model number and add \$53 to the list price.

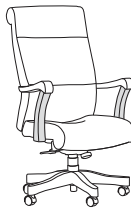

See page 85 for Cadence Guest seating.



## PRODUCT CODE KEY

Line	Series	Back Style	Back Adjustment	Arm Style	Base Style
CAD	1	HW	1	1	W
Cadence	Management Seating	High Back Wide	Fixed Back	Urethane	Wood
		HN	2	2	B
		High Back Narrow	Adjustable Back	Wood And Urethane	Black Nylon
				5	J
				Adjustable	Jury Base



DESCRIPTION/MODEL/FINISH		COM		COL	FABRIC GRADES			LEATHER			
		1	2	3	4	5	6	7	8	9	
	WOOD AND UPHOLSTERED ARM										
	CAD1-HW13B	1441	1519	1578	1759	1865	1937	2096	2432	2661	
	CAD1-HN13B										
	CAD1-HW23B										
	CAD1-HN23B										
	CAD1-HW13W	Cherry, Maple, Walnut, Anigre	1650	1728	1789	1970	2073	2149	2305	2644	2864
	CAD1-HN13W	Cherry, Maple, Walnut, Anigre									
	CAD1-HW23W	Cherry, Maple, Walnut, Anigre									
CAD1-HN23W	Cherry, Maple, Walnut, Anigre										
	COMPLETELY UPHOLSTERED ARM										
	CAD1-HW14B	1404	1481	1539	1719	1826	1898	2058	2394	2647	
	CAD1-HN14B										
	CAD1-HW24B										
	CAD1-HN24B										
	CAD1-HW14W	Cherry, Maple, Walnut, Anigre	1611	1690	1751	1930	2035	3110	2267	2604	2847
	CAD1-HN14W	Cherry, Maple, Walnut, Anigre									
	CAD1-HW24W	Cherry, Maple, Walnut, Anigre									
	CAD1-HN24W	Cherry, Maple, Walnut, Anigre									

## ORDERING NOTES


Value Mechanism Option - for a price reduction of \$100 per chair, we offer a lower-function mechanism option, which includes full swivel and rearward tilt capability, tilt tension control, and gas lift height adjustment activator.

For jury base version of this chair, please add a 'J' for the base style at the end of the model number and **add \$53** to the list price. See page 85 for Cadence Guest seating.



## PRODUCT CODE KEY

Line	Series	Back Style	Back Adjustment	Arm Style	Base Style
CAD	1	HW	1	3	W
Cadence	Management Seating	High Back Wide	Fixed Back	Wood and Upholstered	Wood
	2	HN	2	4	B
	Guest Seating	High Back Narrow	Adjustable Back	Completely Upholstered	Black Nylon
		A			J
		Arm Chair			Jury Base



The mark of responsible forestry



All products are air emissions certified and are available as FSC® certified

# krug