

SEATING & OCCASIONAL TABLES

Price and Specification Guide

USA



Effective June 1, 2015

krug

TABLE OF CONTENTS

GENERAL INFORMATION

2	General Information
4	Finishes & Laminates
5	Krug Textiles - Upholstery Fabrics Leather
6	Krug Textiles Luxe Faux Leather
6	Graded-In Upholstery Programs
7	C.O.M.
8	KrugExpress Program
9	Base Styles

PRICING & SPECIFICATIONS

10 Management & Task Seating

11	C5
20	Aqua
26	Dorso E
33	Dorso T
38	Dorso Weave
45	Dorso
52	Me
58	Pan Am
63	Cadence

69 Guest Seating

70	Addison
73	Blake
76	Dorso
79	Bali
81	Kita
84	Spence
86	Cadence

88 Multi-Purpose Seating

89	Karma
96	Corfu
102	Capri
104	Bank of England

106 Barstools & Counter Height Seating

107	Karma
109	Capri

111 Lounge Seating

112	Cressida
122	Leyton
133	Zola
151	Sutton
153	Carlyle
155	Brio
157	Sloane

159 Benches

160	Tate
166	Zola
175	Carlyle

177 Occasional Tables

178	Karma
183	Cressida
186	Leyton
188	Zola
193	Sutton
195	Virtu
197	Millennium
199	Prado
201	Carlyle

GENERAL INFORMATION

Terms and Conditions

Net 30 days on approved credit. A late payment charge of 1% per month will be applied on overdue invoices. This charge will be pro-rated to the number of days past 30 days that the invoice is overdue. All applicable sales taxes are extra. Distribution of this price list does not in itself constitute an offer to sell. Orders can be received only from authorized Krug dealers. Acceptance of any order and terms of sale may be established at the discretion of Krug. Deposits are required on orders received from new accounts as well as on large or special orders. Krug reserves the right to discontinue designs, or to change designs, construction, prices, or materials without notice.

Customer Service Hours

Please note customer service hours are:

8:30 am to 5:00 pm est

1.888.578.KRUG

1.519.748.5177 fax

Order Acknowledgements

Each order will be acknowledged via e-mail or fax. This acknowledgement is the final agreement between Krug and the customer, superseding all previous communications regarding the purchase order. Where there is a discrepancy on a purchase order between a product code and a description, Krug will make every effort to resolve the discrepancy, but will be ruled by the product code ordered. Please check all acknowledgements for accuracy, and advise Krug of any discrepancies with a purchase order.

Cancellation

A cancellation can be made only by expressed agreement with Krug. A cancellation fee may be incurred for restocking.

Dimensions

Dimensions are in inches and approximate, and subject to change without notice. Contact Customer Service if dimensions are critical.

Blanket Wrapping

Krug will blanket wrap larger seating orders at customer's request. Please indicate on your purchase order and contact Customer Service.

Storage Charges

Krug reserves the right to assess a nominal storage charge if a customer does not accept shipment of an order within a week of the ship date.

Contact Information

Phone: 1.888.578.KRUG (5784)

Fax: 1.519.748.5177

Purchase Order Fax: 1.888.236.4783

Purchase Order E-mail: orders@krug.ca

Web: www.krug.ca

E-mail: solutions@krug.ca

Installation Support

For assistance please contact Technical Support at 1-888-578-5784 x216 or e-mail installationhelp@krug.ca and you will be directed to the appropriate installation support person.

Pricing

Krug endeavors to ensure that all prices in this price list reflect accurately our current prices. However, errors do occur and will be rectified through notices to the field. Krug reserves the right to acknowledge pricing that may be different from the price list.

Warranty

Krug warrants the construction and the finish of all our products to be free from defects in materials and workmanship for a period of 10 years from the date of purchase. This warranty is applicable to products in use

by their original purchaser. This warranty does not apply to components and materials not manufactured by Krug: these are subject to the specific warranties of their manufacturers (if any). Textile (fabric, leather, vinyl, or any other covering material) suppliers do not guarantee their products for durability and color fastness, and nor does Krug. Casters, mechanical and electrical components have a warranty of five years from the date of purchase. The Krug warranty does not apply to COM-specified materials, damage caused by a carrier other than Krug, or variation in wood finishes due to natural wood color variation. Krug cannot be held responsible for variations in fabric dye lots from order to order. All fabric is carefully inspected when it is received, but a degree of variation in color should be expected. Repairs or replacement of any defect covered under this warranty by Krug will be made, at our option and method, at no charge to the original purchaser during the warranty period. Krug's judgement is final and binding with respect to the nature or cause of defects or damage, and the necessity or manner of repair or replacement.

This warranty does not apply to defects or damage resulting from:

- normal wear and tear occurring with the use of the product
- negligence, misuse, excessive use, alteration, improper cleaning or repair
- substitution or use of incorrect or unauthorized components or material
- handling or installation that is incorrect, or that causes damage or defect
- damage incurred by a freight carrier other than Krug
- wearing of finishes and fabrics, and normal variations in materials (including dye lot variations)
- properties of natural materials, including wood and leather
- exposure to environments with uncontrolled temperature and humidity (products must be transported, stored and used in climate-controlled conditions)

Export Packaging

Krug is pleased to provide the option for export packaging on all our products, to provide additional protection from damage.

Export packaging is provided at an upcharge of 5% of the net selling price per item.

Export Packaging is STRONGLY RECOMMENDED for:

- (A) all shipments outside of the lower 48 states and Canada.
- (B) all shipments that will be held in storage for an extended period prior to installation.

Important: Please note that Krug will not be responsible for damage claims on product shipped or stored in the above conditions but where export packaging has not been utilized.

Please contact Customer Service for specifications or any other assistance regarding export packaging.

Freight Terms and Conditions

1. All product is shipped FOB the Krug factory. Freight is either pre-paid to the destination (dealer's dock or territorial warehouse, where available) or not pre-paid, depending on established customer specific freight terms.

2. Docks at the selected delivery location must be equipped to handle a 53' trailer. If a dock is inadequate for delivery by Krug, Krug will re-deliver to another local location and any additional costs will be charged to the customer.

3. When a Krug territorial warehouse (where available) is selected as the default delivery location, it is understood that Krug pays freight cost to the territorial warehouse only, and no further. The Customer is responsible for all charges from this point.

Freight Terms and Conditions, con't.

4. For all deliveries, it is understood that Krug or its agent is making a dock delivery only (equipped to handle a 53' trailer), and any further work of truck unloading, delivery beyond the dock, installation, and removal of packaging is not authorized or paid for by Krug.

5. Drop shipments to the installation site, and timed deliveries, are available on larger shipments (full truckloads or slightly less) at no additional charge. Drop shipments or timed deliveries for smaller shipments may not be available, or if available will require a surcharge. Deliveries on an after hours basis, or on weekends, or any other special requirements, may be subject to a surcharge. Location and contact information, and the requested time of delivery, is required at least one week prior to the acknowledged shipment date. If this information is not provided one week in advance, or if the location or time of the drop shipment is changed less than one week in advance, a surcharge may be applied, and/or the drop shipment may not be scheduled. For deliveries requested Monday to Thursday after 5:00 pm, please apply a surcharge of \$250/shipment. For deliveries requested Monday to Friday before 7:00 am, please apply a surcharge of \$250/shipment. For deliveries requested Friday (after 3:00 pm) or weekends, please apply a surcharge of \$500/shipment. (local times).

6. For all deliveries - whether to the Customer location or drop shipment - any circumstances that result in the delay of our carrier (including unsuitable receiving facilities, or facilities not open or available), service charges will be applied at the rate of \$75/hour. Where re-delivery is necessary because of these circumstances, the full cost of re-delivery will be charged. If Less Than Truck Load is delivering, one hour is allocated to unload. Any additional time required to unload after the first hour is \$75/hour. If a Truck Load is delivering the order, three hours is allocated to unload. Any additional time required to unload is \$75/hour. Direct deliveries to site for large orders are possible, (must exceed \$60,000 net), and accommodate 48 - 53' trailers. Krug is responsible for delivery to the approved delivery address. If an address change is required, this must be authorized by Krug 5 business days prior to ship date. Any additional delivery costs incurred after this time will be charged to the customer.

Product Strength and Durability Testing

All management seating meets or exceeds the testing requirements of ANSI/BIFMA X5.1-2011. All lounge seating meets or exceeds the testing requirements of FNAE-80-214A. Specific test results and documentation are available on request.



Customer Satisfaction

It is the primary goal of Krug and our staff to ensure the complete satisfaction of our customers with our products and performance. If a problem arises with a Krug product after the expiration of the limited warranty period, Krug will exercise its best efforts to achieve the satisfaction of the customer in a manner that is fair to all concerned.

Damaged Shipments

All Krug product is well engineered, carefully inspected, and expertly loaded onto our trucks at our Distribution Center. If you receive any damaged freight, we ask that you do not refuse the shipment. Krug is not responsible for damage to goods that occurs in transit or storage. It is the purchaser and/or receiver's responsibility to examine the goods upon receipt and to notify Krug of any damages, overages or shortages. Any discrepancies should be noted on the Bill of Lading. The delivering carrier will not accept responsibility for shortages or

damages if signed "clear". Notification of concealed damage claims must be made to Krug Distribution within 5 days of delivery, along with digital pictures if available. All product and packaging must be available for inspection. Krug liability ceases after 5 business days and Krug will not be responsible for concealed damages if shipments are left unopened. Krug is not responsible for the condition of product that is stored or installed in an environment where temperature and humidity are not controlled.

Field Product Report Authorization

Krug's written authorization, in the form of an FPR number, must be obtained prior to incurring charges of any kind if Krug is expected to pay these charges. This includes authorization for field repairs and replacements, installation and delivery charges. Krug reserves the right to have its representative inspect product related to any request for such authorizations, prior to that authorization being provided. Deductions from invoices paid for any charges to Krug, without prior written authorization in the form of an FPR, will not be accepted. Digital photographs may be required to complete the FPR process.

Returns

No merchandise may be returned without Krug's prior written consent. In the event of an authorized return, a Field Product Report (FPR) number will be issued, and a restocking charge will apply. Return transportation charges must be prepaid. Unauthorized returns will not be accepted and will be returned freight collect. All merchandise being returned must be properly packaged in its original or comparable replacement packaging to ensure protection of the product during handling and transportation. Returns on orders duplicated by the customer must be received in their original packaging to be accepted. Product being returned where Krug has authorized its liability for replacement or repair will be thoroughly inspected on its return, and the results compared to the reason for the return stated on the FPR. Any discrepancies, such as additional damage, signs of usage, missing parts, etc., will result in an adjustment to the amount of credit issued.

Custom Capabilities

Over 15% of our orders involve some type of custom work, and we invite our customers to make use of our extensive capabilities.

These include:

- 1) Dimensional customization of standard size products
- 2) Custom finishes
- 3) For larger orders, completely custom-designed products, as well as non-standard wood species can be specified.

Custom orders may require additional production lead times. Contact Engineering at the e-mail address engquotes@krug.ca.

Care and Maintenance Leather

Leather is a natural product and requires very little care during use. Most stains can be removed with a clean dry cloth. For stubborn spots and stains, use a mild non-detergent cleaner, rinse well and let air dry naturally. Do not use saddle soap, cleaning solvents, furniture polish, oils, varnish, abrasive cleaners, soaps or ammonia waters.

Fabric Upholstery

Professional upholstery cleaning is recommended.

Flammability Standards for Krug Fabric Program

- Passes State of California Technical Bulletin CAL 117-2013

WOOD FINISHES & LAMINATES

WOOD FINISHES

Standard wood finishes are:

Finishes on Beech

Appalachian Cherry
American Cherry
Imperial Cherry
Light Cherry
Medium Cherry
Natural Cherry
Sable Cherry
Standard Cherry
Light Oak
Harvest Oak
Mahogany
Mellow Oak
Espresso
Cordovan Walnut
Natural Walnut
Regular Walnut
Dark Walnut
Clear Beech
Medium Anigre

Finishes on Maple

Clear Maple
Honey Maple
Wheat Maple

PALETTE FINISHES

Black
White
Sand
Soft Green
Steel Blue
Slate

IN-STOCK LAMINATES

Krug's in-stock laminates are available in 16 laminate selections. There are 8 wood grain laminates, 4 solid color laminates in a selection of popular shades and 4 Exotic laminates offering a distinguished appearance. Exotic laminates are subject to minimum order quantities and extended lead times.

Wood Grain		Solid Laminates	
Name & Number	Supplier	Name & Number	Supplier
Corretto Cherry HP-288-N	Pionite	Black T203	Arborite
Mocha Cherry HP-341-N	Pionite	Shadows T201	Arborite
Monticello Maple 7925	Wilsonart	White D354-60	Wilsonart
Nightfall WX421-N	Pionite	Almond T445	Pionite
Samba Cherry T460	Arborite		
Shiraz Cherry T472	Arborite		
Sugarloaf Maple T630	Arborite		
Exotic Laminate			
Name & Number	Supplier		
Backwoods Sycamore HP689-N	Pionite		
Edgewood Sycamore HP690-N	Pionite		
Gunstock Walnut WW971-N	Pionite		
Thunderstorm HP-359-N	Pionite		

Non-Stocked Laminates

For specific lead time and application questions, please contact Krug Customer Service for your requirement. Upcharges will be applicable for non-stocked laminates, depending on their cost. Non-stocked laminates may be subject to minimum orders sizes.

Wood is a natural product with inherent color variations that will never be fully mitigated by the finishing process. Please anticipate variation in colors within a single unit, from piece to piece, and from Krug wood finish samples. If a very close match is required, a sample must be provided with the order and an upcharge will apply. Exact color matches are not possible.

Custom Wood Finishes

Add 10% list to your order for special finishes, a minimum upcharge is \$500 list per finish per order. (For example, on all orders up to \$5000 list an upcharge of \$500 will apply, on orders \$5000 and up add 10% list to order.)

Special finish upcharges on seating products are calculated on a grade 1 value. For orders with special finishes, a sample that is a minimum 3" by 3" must be received with the order. Special finishes may add additional lead time to production schedules. Since wood is a natural product, some variations in grain, color and stain acceptance will occur. In our finishing processes, we try to minimize variations, but some variation between samples and finished goods should be anticipated.

Dual Finishes

Add 10% list per item if specifying dual finish.

Standard Wood Finishes

No upcharge will be applied when specifying a finish available as standard on one species onto maple seating and occasional tables. Clear finishes are not available on other species since they are a clear finish on top of the natural veneer color.

Finish Durability

The Krug Enduraguard finish, is a proprietary catalyzed varnish formulation, and has been repeatedly shown, through independent laboratory testing, to be the industry leader in durability and abrasion resistance. The Krug finish looks better longer than competitors, and is uniquely suited to the demands of healthcare environments.



KRUG TEXTILES - UPHOLSTERY FABRICS | LEATHER

Krug Textiles - Fabric Program

Krug Grade 1, 2 and 3 fabrics are also available on a cut yardage basis.

Grade 1

Perk	Vox	Fuse	Expo
Auburn	Bark	Azurean	Festive
Cabana	Black	Carmine	Fog
Cedar	Cocoa	Cress	Latte
Crimson	Downpour	Ginger	Leaf
Dijon	Eco	Iris	Lemon
Ebony	Frothe	Lunar	Oasis
Flint	Goldenrod	Malted	Raspberry
Patriot	Honest	Morel	Sky
Pewter	Hot	Pepper	Spirit
Regal	Limelight	Pimento	Sprout
Sesame	Morel	Pristine	Tuxedo
Walnut	Mystic	Saffron	Viola
	Navy	Walnut	Zest
	Oat		
	Par		
	Ruby		
	Snap		
	Turquoise		

Grade 2

Epic	Bangle	Lineup
Azure	Baltic	Baltic
Capri	Cork	Fern
Espresso	Granite	Pewter
Flare	Orchid	Sandstone
Granite	Sable	Shadow
Jute	Suede	Spice
Kiwi	Teak	Tranquil
Limestone		
Pearl		
Porcini		
Regal		
Slice		
Steel		

Grade 3

Solace	Current	Clang	Kinney
Almond	Birch	Amber	Coffee
Azul	Cadet	Claret	Frappe
Blaze	Eclipse	Clove	Glacier
Carmine	Espresso	Cress	Mineral
Celadon	Moss	Flint	Nectar
Cinder	Pecan	Malt	Steel
Earth	Plum	Raven	Valentine
Ebony			
Fossil			
Gilded			
Indigo			
Ivory			
Mineral			
Pear			
Peony			

Krug Textiles - Leather Program

Grade 8

Black	K13.1000	Graphite	K13.4000
Stone	K13.3000	Espresso	K13.8000
Sand	K13.5000	White	K13.9000

Please contact Customer Service for specific information on leathers, available colors and lead times.

Krug Textiles - Faux Leather Program**Grade 2**

White	Bisque	Sprig
Cream	Chocolate	Chinchilla
Parchment	Black	Steel
Sandstone	Earth	Grey
Vanilla	Brick	Lagoon
Taupe	Wine	Pacific Blue
Mocha	Garnet	Navy
Tan	Rust	Plum
Chestnut	Citron	

GRADED-IN UPHOLSTERY PROGRAMS

Krug has partnered with several textile brands to grade in their offerings, designed to provide a wide range of upholstery selections for our seating products.

Upholstery pricing and availability is subject to change without notice. We grade this upholstery according to the pricing of the fabric suppliers - when their pricing changes, the Krug grade may change.

When placing an order, a Krug customer must specify the complete upholstery number, along with the appropriate Krug model number and finish. Krug will supply the complete product at the prices listed. Orders specifying graded-in upholstery cannot be cancelled once the upholstery has been ordered.

Upholstery Grades

To determine the price of a product for graded-in upholstery, use the reference lists located on Krug's website under - Products - Textiles, to view the upholstery grade (1-9). Krug is not responsible for the discontinuation of this upholstery. Please contact Customer Service for information on upholstery not listed.

When two upholstery selections are specified for use on seating, the higher grade upholstery price will apply to the order.

High Performance upholstery; Polyurethane, Vinyl or Crypton, is particularly suitable for healthcare and other intensive-use environments.

Upholstery Samples

If you require additional samples or memos for presentation, please contact fabric supplier directly.

Flammability Standards

- Tunnel Test Surface Ratings Class A rating
- Class 1 UFAC
- Passes State of California Technical Bulletin CAL 117-2013

Please contact fabric supplier directly for further flammability information pertaining to specific upholstery.

Special Conditions

Acknowledgements will give the estimated delivery date of the finished product. Some upholstery is imported, and availability may affect estimated delivery time. For large projects, please contact fabric supplier directly for availability of yardage.

CUSTOMER'S OWN MATERIAL - C.O.M.

Customer's Own Material (COM/COL)

COM/COL must be received three weeks prior to the acknowledged ship date. Orders with COM/COL not received by the required deadline will be delayed.

A description of the upholstery cover, including supplier name, pattern name, upholstery cover name and color number must be included with the purchase order.

COM/COL testing requires 3 business days and samples are to be directed to Customer Service. The customer has the option of providing the sample COM/COL before, at time of order, or once the sample COM/COL is received. If the customer does not send a sample for approval in advance of sending actual material, Krug will not be responsible for the cost of any upholstery cover or other material that it determines to be unsuitable for the product or our process.

When the COM/COL upholstery cover is received at Krug, it must be clearly identified with the upholstery cover name and color, and tagged with name of the Krug customer and purchase order number. Krug will inspect all COM/COL upholstery covers when received to determine if it will be suitable for upholstery. Where Krug feels that the upholstery cover or leather specified will compromise the quality or integrity of our products, customers will be contacted to direct these concerns. Further, Krug reserves the right to refuse to accept and use any COM upholstery covers or leathers that will compromise our products in any way that is unacceptable to Krug. Krug cannot assume responsibility for the durability or tailoring quality of customer's own material.

Yardage specified in this price guide is approximate. In the case of multiple product orders, multiply the number of items by the COM yardage specified to determine upholstery cover required, unless otherwise indicated. Additional yardage may be needed if the material is less than 54" wide, or patterned or striped and requires matching. All COMs are cut "up the roll" unless otherwise stated by the customer. All striped upholstery covers will be applied vertically unless otherwise stated by the customer and after approval by Krug. Krug will not be responsible for directional or positional problems with its application of COM material, unless it has been provided with explicit instructions by the customer. Special instructions should be sent to Krug Customer Service, including a sample (or photocopy) of the upholstery cover. Krug is not responsible for instructions sent with the upholstery cover rolls, or for the method of upholstery if no instructions have been provided.

Price increases and freight charges to COM/COL acquired on the customer's behalf will be passed onto the customer.

Application of Directional Upholstery cover

Some COM upholstery covers will be considered directional by Krug even though they are not considered directional by the supplier. All COMs are automatically cut "up the roll" unless otherwise stated by the customer (please see below).



Standard-Cut
"up the roll"



Non-Standard-Cut
across the roll "railroad"

COM/COL Shipping Procedures

For seating COM/COL upholstery covers, please send upholstery covers to:

Krug Inc.
111 Ahrens Street
Kitchener, Ontario
Canada N2H 4C2
Attention: RECEIVER

COM/COL orders cannot be scheduled into production until the upholstery cover has arrived and inspection is complete.

All packages must be clearly marked **"For Customs Clearance by Russell A. Farrow Custom Brokers"**.

According to the North American Free Trade Agreement (NAFTA), goods shipped between the United States and Canada can qualify for exemption from all duties, or for a reduction in duties, if the goods can be proven to originate in either the United States, Canada or Mexico.

Canada Customs requires that a NAFTA Certificate of Origin and a Commercial Invoice be completed and sent with the upholstery cover shipment. The Commercial Invoice must clearly state the description of the upholstery cover, the selling price, the make-up or content, and the purchaser. The absence of these two documents will delay the shipments at the U.S./Canada border, thereby potentially delaying the customer order. If the total value of the shipment is less than \$1200 U.S., Customs will accept a Low Value Statement of Origin in place of the NAFTA Certificate of Origin. The Low Value Statement must be signed by a representative of the exporting company. This statement may either be included on the commercial invoice or attached to the invoice.

Krug is happy to answer any questions or concerns about COM/COL shipping procedures and the required documents. Please contact our Customs Specialist at 1.888.578.5784.

CAL 133 & Moisture Barrier

California Technical Bulletin 133 is a flammability test for seating. Krug offers a compliance method which, in combination with non-flammable upholstery covers, may enable the products to meet certification requirements for this test. This process at the same time also provides the products with a Moisture Barrier - a treatment that helps to prevent the passage of liquids and moisture to inside of upholstered components - thereby conferring sanitary and anti-infection benefits. So when CAL 133 is specified, the product also automatically has a Moisture Barrier, and when a Moisture Barrier is specified, the product also features the compliance method and low flammability features of CAL 133.

The application of this upcharge and the compliance method does not mean that the specific configuration of product and upholstery cover are tested and officially certified as being CAL 133 compliant. If official certification is required, Krug will provide this (through an independent certified testing laboratory) at a charge of \$700 per item, plus the cost of the product to be tested. Lead time for certification testing is typically 4-8 weeks. Krug assumes no responsibility for the testing of our products in combination with upholstery covers, or for the results of any testing conducted. Some specific configurations of product and upholstery have already been tested. Please contact Customer Service for additional information.

C.O.L. Yardage

To calculate C.O.L. yardage required, please use the following conversions based on COM yardage: Leather must be ordered in square footage.

- 17 square feet in a yard
- Approx. 3 yards in a hide
- Approx. 51 square feet in a hide
- Please use grade 3 pricing for COL

COM APPROVAL PROCESS:

The approval process is as follows:

1. A sample of the COM fabric must be provided to Krug Customer Service prior to or at time of order.
2. The sample will be reviewed and the customer advised if the fabric is unsuitable.
3. The COM fabric will be inspected when received at the factory to identify any further concerns with its suitability.

CUSTOMER'S OWN MATERIAL - C.O.M.

Upholstery Cover Yardage Calculation

To calculate yardage required for COM and other non-standard upholstery cover orders, please contact Krug Customer Service at 1.888.578.5784.

Unless otherwise stated, upholstery cover rolls are assumed to be a minimum 54" wide. Please use the guide below to calculate the percentage of extra upholstery cover required to cover large repeats. The repeat is calculated by adding both the vertical and horizontal measurements together and then referring to the chart below for extra yardage required.

FABRIC					
	Plain	2"-14"	15"-19"	20"-27"	28"-36"
		Repeat	Repeat	Repeat	Repeat
54	0%	10%	15%	20%	25%
53-50	16%	20%	25%	30%	35%
48	16%	25%	30%	35%	40%
45	40%	50%	55%	60%	65%
36	50%	60%	65%	70%	75%

KRUG EXPRESS

PROGRAM DETAILS

KrugExpress orders are ready to ship by the date acknowledged. Delivery and shipping schedules may result in actual shipping of orders at a later date. Statutory holidays and scheduled factory vacations may add to acknowledged lead times of *KrugExpress* orders. Unless otherwise specified on the order, the customer's standard method of shipping Krug products will be utilized.

Available factory capacity for *KrugExpress* is filled by orders received on a "first come, first serve" basis. If the normal *KrugExpress* lead time is not available for your order because available capacity has been filled, you will be immediately advised of the earliest available ready-to-ship date. Please consult your Customer Service representative in advance if you wish to confirm the specific lead time availability for a *KrugExpress* order.

Orders must be received by midnight of a given day for that day to be considered the official day the order is received. Order lead times are acknowledged from the date the order is received, but not including the date the order is received.

KrugExpress orders must be "clean" when received in order to be considered officially received on a given day, and lead times will be acknowledged from the date orders are determined to be "clean".

Changes to *KrugExpress* orders are not allowed under any circumstances.

Orders for product on *KrugExpress* must clearly state: "*KrugExpress*".

COM and graded-in upholstery is available on *Krug Express*. Orders are scheduled on *Krug Express*, and given the best available date, when the upholstery is received at Krug. Some conditions apply.

SEATING & OCCASIONAL TABLES PROGRAM

Orders for seating products on the *KrugExpress* program may be subject to quantity maximums. Please contact Krug Customer Service for more information.

Quantity maximums are dependent upon available capacity, in order to insure that we ship all orders on time. Please note that the CAL 133 option is not available on *KrugExpress*.

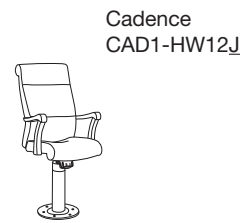

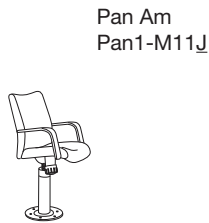
Only standard wood finishes are available for *KrugExpress* orders. Laminates are not available on *KrugExpress*.

Krug Express includes all Krug seating and occasional tables as well as Krug conference and casegood products to complement this seating offering.

BASE STYLES

Base Styles	Description
Black Nylon	5 blade glass reinforced molded nylon base with 2 1/4" hooded dual wheel casters.
Polished Aluminum	5 blade polished cast aluminum base with 2 1/4" dual wheel casters (upcharge of \$110 applies.)
Seat Slider	Seat slider mechanism featuring a 2" range of adjustment front to back when seated. The lever to activate this feature is located under the seat of the user's left side and is activated by a simple twist of the knob.
Wood	5 blade steel bar stock base with finished wood caps and 2" black hooded dual wheel casters.
Chrome	5 blade polished chrome base with 2 1/4" dual wheel casters.
Jury Bases	Jury Bases assembly consists of a black 9" diameter conical/cast base for permanently mounting a chair to the floor. Into the base is inserted a black pneumatic gas cylinder with self returning action from rotation, and self returning height feature when exiting the chair. Allows for full 360 degree rotation. Limited degrees of rotation are not available.

Jury Bases



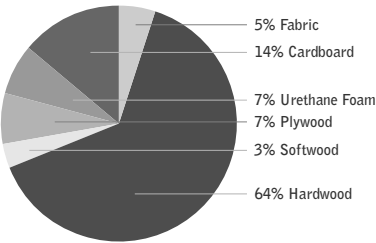
GUEST SEATING

70	Addison
73	Blake
76	Dorso
79	Bali
81	Kita
84	Spence
86	Cadence

ADDISON



MATERIAL CONTENT:



PRE-CONSUMER
RECYCLED CONTENT = .69%

POST-CONSUMER
RECYCLED CONTENT = 13.10%

Up to 13.79% of this Addison product is recyclable at the end of its useful life.

CONTRIBUTES TO		
CREDIT 2.1 - 2.2	Construction Waste Management	1-2 point(s)
CREDIT 3.3	Resource Reuse	1 point
CREDIT 4.1	Recycled Content	1 point
CREDIT 4.5	Low Emitting Materials, Systems & Seating	1 point
CREDIT 5.1	Regional Materials*	1 point
CREDIT 7	Certified Wood (MUST BE REQUESTED)	1 point(s)

level® CERTIFICATION, AIR EMISSIONS AND FSC® CERTIFICATION



level® CERTIFICATION
BIFMA's e3 Furniture Sustainability Standard is a voluntary, multi-attribute standard that measures the degree of sustainability of furniture. This standard evaluates product and company environmental attributes and compliance systems in a wide range of elements which include Materials, Energy & Atmosphere, Human & Ecosystem Health and Social Responsibility. Addison products have earned level®, BIFMA's sustainability certification program for furniture, certification through third-party verification against the e3 standard.



The mark of responsible forestry


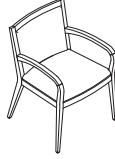
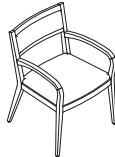
AIR EMISSIONS
All Addison products are supplied air-emissions certified. Contact customer service for information.

FSC®
In 2005, Krug received Forest Stewardship Council® (FSC®) Chain-of-Custody certification for our manufacturing facilities. The FSC® Chain-of-Custody tracks certified wood from seedling to final sale. It signifies that the growth, harvesting and production of goods are entirely achieved through responsible forestry, which guarantees a healthy supply of forest resources for generations to come.



Architects, designers, and building professionals can specify FSC®-certified products in order to achieve a point from the US. Green Building Council's Leadership in Energy and Environmental Design (LEED) Rating System.

ADDISON

DESCRIPTION/MODEL/FINISH			COM		COL	FABRIC GRADES			LEATHER		
			1	2	3	4	5	6	7	8	9
	OPEN ARM, OPEN BACK										
	ADD-2-A-1	Cherry, Oak,Walnut,	653	671	689	725	762	798	835	871	944
		Anigre, Beech									
		Maple	704	722	741	777	813	849	885	922	994
	OPEN ARM, FULLY UPHOLSTERED BACK										
	ADD-2-A-2	Cherry, Oak,Walnut,	687	719	751	813	875	938	1000	1063	1187
		Anigre, Beech									
		Maple	732	764	796	859	921	983	1046	1108	1234
	OPEN ARM, UPPER UPHOLSTERED BACK										
	ADD-2-A-3	Cherry, Oak,Walnut,	676	699	723	770	817	863	910	956	1051
		Anigre, Beech									
		Maple	727	751	774	821	868	914	960	1008	1101

DIMENSIONS & COM REQUIREMENTS

	Overall Width	Overall Depth	Overall Height	Seat Height	Height of Arms from Floor	Width between Arms	Seat Depth	Shipping Weight	Cube	COM Yardage
ADD-2-A-1	23.5	24.5	33	18.5	26	20	19	28	13.7	0.7
ADD-2-A-2	23.5	24.5	33	18.5	26	20	19	28	13.7	1.2
ADD-2-A-3	23.5	24.5	33	18.5	26	20	19	29	13.7	0.9
ADD-2-A-4	23.5	24.5	33	18.5	26	20	19	29	13.7	0.7
ADD-2-A-5	23.5	24.5	33	18.5	26	20	19	29	13.7	0.7



ORDERING NOTES

Addison Guest Chairs are available with a removable upholstered seat cover at an upcharge of **\$55 list** per chair.

PRODUCT CODE KEY

Line	Series	Chair Type	Chair Style
ADD	2	A	1
Addison	Guest Seating	Arm Chair	Open Arm, Open Back
			2
			Open Arm, Fully Upholstered Back
			3
			Open Arm, Upper Upholstered Back
			4
			Open Arm, Horizontal Slat Back
			5
			Open Arm, Solid Wood Back

ADDISON

DESCRIPTION/MODEL/FINISH			COM	2	COL	FABRIC GRADES			LEATHER		
			1		3	4	5	6	7	8	9
	OPEN ARM, HORIZONTAL SLAT BACK										
	ADD-2-A-4	Cherry, Oak,Walnut,	665	682	701	736	773	809	846	882	955
		Anigre, Beech									
		Maple	710	728	746	793	819	856	892	928	1000
	OPEN ARM, SOLID WOOD BACK										
	ADD-2-A-5	Cherry, Oak,Walnut,	670	688	707	743	779	816	852	888	960
		Anigre, Beech									
		Maple	716	733	752	788	825	861	897	934	1007

ORDERING NOTES

Addison Guest Chairs are available with a removable upholstered seat cover at an upcharge of **\$55 list** per chair.

ORDERING PROCEDURE

To order please specify the following:

- 1. Krug product model number
- 2. Select a finish for the chair frame
- 3. Select a textile or leather

Dimensions are in inches and approximate.
Contact Customer Service if dimensions are critical.

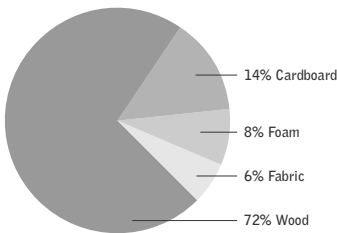
GANGING

Ganging is optional on all wood arm and side chairs at an upcharge of **\$55 list** per chair. Please specify at time of order.

BLAKE



MATERIAL CONTENT:



PRE-CONSUMER
RECYCLED CONTENT = 14%

POST-CONSUMER
RECYCLED CONTENT = 86%

Up to 86% of this Blake product is
recyclable at the end of its useful life.

CONTRIBUTES TO

CREDIT 2.1 - 2.2	Construction Waste Management	1-2 point(s)
CREDIT 3.3	Resource Reuse	1 point
CREDIT 4.1	Recycled Content	1 point
CREDIT 4.2	Recycled Content	1 point
CREDIT 4.5	Low Emitting Materials, Systems & Seating	1 point
CREDIT 5.1	Regional Materials*	1 point

*This credit is only applicable if in total 20% of the combined value of the procurement of construction materials and in the furniture are manufactured within a radius of 500 miles. This credit will apply if the installation of the finished product occurs within 500 miles of Kitchener, Ontario.

level® CERTIFICATION, AIR EMISSIONS AND FSC® CERTIFICATION



level® CERTIFICATION

BIFMA's e3 Furniture Sustainability Standard is a voluntary, multi-attribute standard that measures the degree of sustainability of furniture. This standard evaluates product and company environmental attributes and compliance systems in a wide range of elements which include Materials, Energy & Atmosphere, Human & Ecosystem Health and Social Responsibility. Blake products have earned level®, BIFMA's sustainability certification program for furniture, certification through third-party verification against the e3 standard.



FSC
www.fsc.org
FSC® C021889

The mark of responsible forestry

AIR EMISSIONS

All Blake products are supplied air-emissions certified. Contact customer service for information.


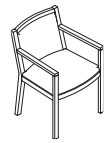
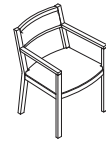

FSC®

In 2005, Krug received Forest Stewardship Council® (FSC®) Chain-of-Custody certification for our manufacturing facilities. The FSC® Chain-of-Custody tracks certified wood from seedling to final sale. It signifies that the growth, harvesting and production of goods are entirely achieved through responsible forestry, which guarantees a healthy supply of forest resources for generations to come.



Architects, designers, and building professionals can specify FSC®-certified products in order to achieve a point from the US. Green Building Council's Leadership in Energy and Environmental Design (LEED) Rating System.

BLAKE

DESCRIPTION/MODEL/FINISHES		COM		COL	FABRIC GRADES			LEATHER		
		1	2	3	4	5	6	7	8	9
	OPEN ARM, OPEN BACK									
	BLA-2-A-1	Cherry, Oak, Walnut,	596	614	633	669	706	742	778	815
		Anigre, Beech								886
		Maple	642	659	678	714	751	787	824	860
										933
	OPEN ARM, FULLY UPHOLSTERED BACK									
	BLA-2-A-2	Cherry, Oak, Walnut,	625	656	688	751	813	875	938	1000
		Anigre, Beech								1126
		Maple	670	702	733	796	859	921	983	1046
										1171
	OPEN ARM, UPPER UPHOLSTERED BACK									
	BLA-2-A-3	Cherry, Oak, Walnut,	619	643	667	713	760	806	853	900
		Anigre, Beech								993
		Maple	665	688	712	759	805	852	899	945
										1039
	OPEN ARM, VERTICAL SLAT BACK									
	BLA-2-A-4	Cherry, Oak, Walnut,	645	664	681	718	754	790	827	863
		Anigre, Beech								936
		Maple	687	706	723	760	796	832	869	905
										978

DIMENSIONS & COM REQUIREMENTS




	Overall Width	Overall Depth	Overall Height	Seat Height	Height of Arms from Floor	Width between Arms	Seat Depth	Shipping Weight	Cube	COM Yardage
BLA-2-A-1	23	24	32	18.5	26	19.75	19	25	12.5	0.7
BLA-2-A-2	23	24	32	18.5	26	19.75	19	29	12.5	1.2
BLA-2-A-3	23	24	32	18.5	26	19.75	19	27	12.5	0.9
BLA-2-A-4	23	24	32	18.5	26	19.75	19	25	12.5	0.7
BLA-2-A-5	23	24	32	18.5	26	19.75	19	26	12.5	1.0
BLA-2-A-6	23	24	32	18.5	26	19.75	19	39	12.5	1.7
BLA-2-A-7	23	24	32	18.5	26	19.75	19	36	12.5	1.8

ORDERING NOTES

Blake Guest Chairs are available with a removable upholstered seat cover at an upcharge of **\$55 list** per chair.

PRODUCT CODE KEY

Line	Series	Chair Type	Chair Style
BLA	2	A	1
Blake	Guest Seating	Arm Chair	Open Arm, Open Back
			2
			Open Arm, Fully Upholstered Back
			3
			Open Arm, Upper Upholstered Back
			4
			Open Arm, Vertical Slat Back
			5
			Open Arm, Lower Upholstered Back
			6
			Closed Arm, Lower Upholstered Back
			7
			Closed Arm, Fully Upholstered Back

DESCRIPTION/MODEL/FINISHES			COM	2	COL	FABRIC GRADES			LEATHER		
			1		3	4	5	6	7	8	9
	OPEN ARM, LOWER UPHOLSTERED BACK										
	BLA-2-A-5	Cherry, Oak,Walnut, Anigre, Beech	644	670	696	749	800	853	905	957	1062
		Maple	692	719	745	797	849	902	954	1007	1110
<hr/>											
	CLOSED ARM, LOWER UPHOLSTERED BACK										
	BLA-2-A-6	Cherry, Oak,Walnut, Anigre, Beech	670	714	759	847	936	1024	1112	1202	1378
		Maple	721	765	809	899	987	1075	1164	1252	1430
<hr/>											
	CLOSED ARM, FULLY UPHOLSTERED BACK										
	BLA-2-A-7	Cherry, Oak,Walnut, Anigre, Beech	687	733	781	874	969	1063	1158	1251	1440
		Maple	732	779	826	919	1014	1108	1203	1297	1485

ORDERING NOTES

Blake Guest Chairs are available with a removable upholstered seat cover at an upcharge of **\$55 list** per chair.

ORDERING PROCEDURE

To order please specify the following:

1. Krug product model number
2. Select a finish for the chair frame
3. Select a textile or leather

Dimensions are in inches and approximate.
Contact Customer Service if dimensions
are critical.

GANGING

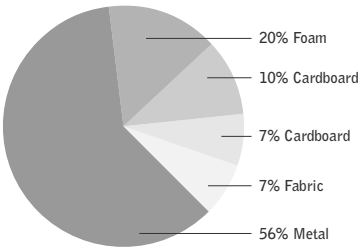
Ganging is optional on all wood arm and side chairs at an upcharge of **\$55 list** per chair. Please specify at time of order.

DORSO GUEST | LEED CI CREDIT SUMMARY

DORSO GUEST



MATERIAL CONTENT:



PRE-CONSUMER
RECYCLED CONTENT = 9.82%

POST-CONSUMER
RECYCLED CONTENT = 19.98%

Up to 73.17% of this Dorso product is
recyclable at the end of its useful life.

CONTRIBUTES TO		
CREDIT 2.1 - 2.2	Construction Waste Management	1-2 point(s)
CREDIT 3.3	Resource Reuse	1 point
CREDIT 4.1	Recycled Content	1 point
CREDIT 4.2	Recycled Content	1 point
CREDIT 4.5	Low Emitting Materials, Systems & Seating	1 point
CREDIT 5.1	Regional Materials*	1 point

*This credit is only applicable if in total 20% of the combined value of the procurement of construction materials and in the furniture are manufactured within a radius of 500 miles. This credit will apply if the installation of the finished product occurs within 500 miles of Kitchener, Ontario.

level® CERTIFICATION, AIR EMISSIONS AND FSC® CERTIFICATION



level® CERTIFICATION




BIFMA's e3 Furniture Sustainability Standard is a voluntary, multi-attribute standard that measures the degree of sustainability of furniture. This standard evaluates product and company environmental attributes and compliance systems in a wide range of elements which include Materials, Energy & Atmosphere, Human & Ecosystem Health and Social Responsibility. Dorso products have earned level®, BIFMA's sustainability certification program for furniture, certification through third-party verification against the e3 standard.

AIR EMISSIONS

All Dorso products are supplied air-emissions certified. Contact customer service for information.



DORSO S-LINE

DESCRIPTION/MODEL	COM		COL	FABRIC GRADES			LEATHER			
	1	2	3	4	5	6	7	8	9	
	4 LEG BASE									
	DOS2-10	736	772	810	859	918	993	1073	1173	1281
	Silver metallic base, armless									
	DOC2-10	810	846	878	933	993	1060	1147	1241	1355
	Polished chrome base, armless									
	DOS2-11	839	878	911	959	1020	1094	1180	1274	1380
	Silver metallic base, fixed arms									
	DOC2-11	926	959	999	1045	1107	1180	1260	1362	1469
	Polished chrome base, fixed arms									
	4 LEG BASE with Casters									
	DOS2-20	799	831	872	918	979	1052	1132	1234	1342
	Silver metallic base, armless									
	DOC2-20	831	872	905	951	1012	1085	1173	1268	1375
	Polished chrome base, armless									
	DOS2-21	899	939	974	1020	1079	1153	1241	1334	1443
	Silver metallic base, fixed arms									
	DOC2-21	985	1020	1060	1107	1168	1241	1321	1421	1530
	Polished chrome base, fixed arms									
	CANTILEVER BASE									
	DOS2-30	818	851	884	939	999	1067	1153	1247	1362
	Silver metallic base, armless									
	DOC2-30	893	933	966	1012	1073	1147	1234	1329	1434
	Polished chrome base, armless									
	DOS2-31	1020	1060	1094	1141	1201	1274	1362	1454	1562
	Silver metallic base, fixed arms									
	DOC2-31	1060	1100	1132	1180	1241	1315	1402	1496	1603
	Polished chrome base, fixed arms									

ORDERING NOTES

Dorso Chairs are available with a removable upholstered seat cover at an upcharge of **\$55 list** per chair.




PRODUCT CODE KEY

Line	Series	Base	Arm Style
<input type="text" value="DOS"/>	<input type="text" value="2"/>	<input type="text" value="1"/>	<input type="text" value="0"/>
Dorso S-Line (Silver Metallic)	Guest Seating	Four Leg	Armless
<input type="text" value="DOC"/>		<input type="text" value="2"/>	<input type="text" value="1"/>
Dorso S-Line (Polished Chrome)		Four Leg with Casters	Fixed Cantilever
		<input type="text" value="3"/>	
		Cantilever	

PRODUCT CODE KEY

Line	Series	Base	Arm Style
<input type="text" value="DON"/>	<input type="text" value="2"/>	<input type="text" value="1"/>	<input type="text" value="0"/>
Dorso N-Line (Silver Metallic)	Guest Seating	Four Leg	Armless
Base		<input type="text" value="2"/>	<input type="text" value="1"/>
		Four Leg with Casters	Fixed Cantilever
		<input type="text" value="3"/>	
		Cantilever	

DORSO N-LINE

DESCRIPTION/MODEL		COM 1	2	COL 3	FABRIC GRADES			7	LEATHER 8	9
		4	5	6						
	4 LEG BASE									
	DON2-10	637	671	703	759	818	884	974	1067	1180
	Silver metallic base, armless									
	DON2-11	711	750	784	831	893	966	1052	1147	1254
	Silver metallic base, fixed arms									
	4 LEG BASE with Casters									
	DON2-20	698	731	765	818	878	946	1033	1127	1241
	Silver metallic base, armless									
	DON2-21	773	808	846	893	951	1026	1112	1206	1315
	Silver metallic base, fixed arms									
	CANTILEVER BASE									
	DON2-30	711	750	784	831	893	966	1052	1147	1254
	Silver metallic base, armless									
	DON2-31	839	878	911	959	1020	1094	1180	1274	1380
	Silver metallic base, fixed arms									

ORDERING NOTES

Dorso Chairs are available with a removable upholstered seat cover at an upcharge of **\$55 list** per chair.

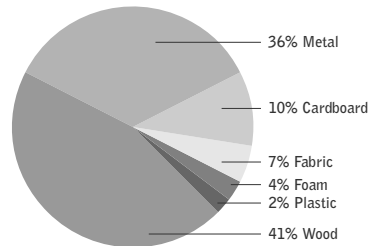
DIMENSIONS & COM REQUIREMENTS

		Overall Width	Overall Depth	Seat Height	Height of Arms from Floor	Width between Arms	Seat Depth	Height Range	Shipping Weight	Cube	COM Yardage
S-LINE/4LEG	Armless	20.75	25.50	18.5	27.5	19.5	19.5	36	32	14	1.3
	Fixed	24.5	25.50	18.5	27.5	19.5	19.5	36	37	14	1.3
S-LINE/4LEG with Casters	Armless	20.75	24.75	18.5	27.5	19.5	19.5	36	33	14	1.3
	Fixed	24.5	24.75	18.5	27.5	19.5	19.5	36	38	14	1.3
S-LINE/ Cantilever Base	Armless	20.75	24.75	18.5	27.5	19.5	19.5	36	39	14	1.3
	Fixed	24.5	24.75	18.5	27.5	19.5	19.5	36	44	14	1.3
N-LINE/4LEG	Armless	20.75	25.50	18.5	27.5	19.5	19.5	34.75	31	14	1.3
	Fixed	24.5	25.50	18.5	27.5	19.5	19.5	34.75	36	14	1.3
N-LINE/4LEG with Casters	Armless	20.75	24.75	18.5	27.5	19.5	19.5	34.75	32	14	1.3
	Fixed	24.5	24.75	18.5	27.5	19.5	19.5	34.75	37	14	1.3
N-LINE/ Cantilever Base	Armless	20.75	24.75	18.5	27.5	19.5	19.5	34.75	38	14	1.3
	Fixed	24.5	24.75	18.5	27.5	19.5	19.5	34.75	43	14	1.3

BALI



MATERIAL CONTENT:



PRE-CONSUMER
RECYCLED CONTENT = 4.68%

POST-CONSUMER
RECYCLED CONTENT = 16.42%

Up to 74.19% of this Bali product is recyclable at the end of its useful life.

CONTRIBUTES TO

CREDIT 2.1 - 2.2	Construction Waste Management	1-2 point(s)
CREDIT 3.3	Resource Reuse	1 point
CREDIT 4.1	Recycled Content	1 point
CREDIT 4.5	Low Emitting Materials, Systems & Seating	1 point
CREDIT 5.1	Regional Materials*	1 point
CREDIT 7	Certified Wood (MUST BE REQUESTED)	1 point(s)

level® CERTIFICATION, AIR EMISSIONS AND FSC® CERTIFICATION

**level® CERTIFICATION**

BIFMA's e3 Furniture Sustainability Standard is a voluntary, multi-attribute standard that measures the degree of sustainability of furniture. This standard evaluates product and company environmental attributes and compliance systems in a wide range of elements which include Materials, Energy & Atmosphere, Human & Ecosystem Health and Social Responsibility. Bali products have earned level®, BIFMA's sustainability certification program for furniture, certification through third-party verification against the e3 standard.



FSC
www.fsc.org
FSC® C021889

The mark of responsible forestry

AIR EMISSIONS

All Bali products are supplied air-emissions certified. Contact customer service for information.

FSC®




In 2005, Krug received Forest Stewardship Council® (FSC®) Chain-of-Custody certification for our manufacturing facilities. The FSC® Chain-of-Custody tracks certified wood from seedling to final sale. It signifies that the growth, harvesting and production of goods are entirely achieved through responsible forestry, which guarantees a healthy supply of forest resources for generations to come.

Contact customer service for further information, pricing and leadtimes.



Architects, designers, and building professionals can specify FSC®-certified products in order to achieve a point from the US Green Building Council's Leadership in Energy and Environmental Design (LEED) Rating System.

BALI

DESCRIPTION/MODEL		COM		COL		FABRIC GRADES			LEATHER		
		1	2	3	4	5	6	7	8	9	
	WOOD SHELL										
	BAL2A1B	Cherry, Beech	580								
	Black										
	BAL2A1C	Cherry, Beech	639								
Chrome											
	UPHOLSTERED FRONT										
	BAL2A2B	Cherry, Beech	787	815	852	892	932	977	1029	1080	1166
	Black										
	BAL2A2C	Cherry, Beech	867	899	932	970	1009	1062	1112	1172	1262
Chrome											
	UPHOLSTERED SEAT/WOOD BACK										
	BAL2A3B	Cherry, Beech	755	781	807	840	867	899	932	982	1035
	Black										
	BAL2A3C	Cherry, Beech	807	840	867	899	937	990	1029	1086	1140
Chrome											

DIMENSIONS & COM REQUIREMENTS

	Overall Width	Overall Depth	Overall Height	Seat Height	Height of Arms from Floor	Width between Arms	Seat Depth	Shipping Weight	Cube	COM Yardage
WOOD SHELL	23.25	23	34.25	17.25	26	19.5	18	30	15.3	-
UPHOLSTERED FRONT	23.25	23	34.25	18.11	26	19.5	17	30	15.3	0.8
UPHOLSTERED SEAT/WOOD BACK	23.25	23	34.25	18.25	26	19.5	18	30	15.3	0.4

ORDERING NOTES

Bali Guest Chairs are available with a removable upholstered seat cover at an upcharge of **\$55 list** per chair.
Bali Guest Chairs are available with a removable upholstered back cover at an upcharge of **\$33 list** per chair.

Ganging is optional on all wood arm and side chairs at an upcharge of **\$55 list** per chair. Please specify at time of order.

When used with Caddie (stacking cart), Bali stacks to a maximum of 10 chairs high, and 6 high without Caddie. Caddie is available at **\$584 list**. Please contact Customer Service for more information.

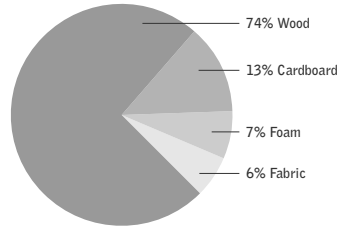
PRODUCT CODE KEY

Line	Series	Style	Chair Style	Back Leg Style
<div>BAL</div> Bali	<div>2</div> Guest Seating	<div>A</div> Arm Chair	<div>1</div> Wood	<div>B</div> Black
			<div>2</div> Upholstered Front	<div>C</div> Chrome
			<div>3</div> Upholstered Seat Cushion	

KITA



MATERIAL CONTENT:



PRE-CONSUMER
RECYCLED CONTENT = .80%

POST-CONSUMER
RECYCLED CONTENT = 15.28%

Up to 16% of this Kita product is recyclable at the end of its useful life.

CONTRIBUTES TO

CREDIT 2.1 - 2.2	Construction Waste Management	1-2 point(s)
CREDIT 3.3	Resource Reuse	1 point
CREDIT 4.1	Recycled Content	1 point
CREDIT 4.5	Low Emitting Materials, Systems & Seating	1 point
CREDIT 5.1	Regional Materials*	1 point
CREDIT 7	Certified Wood (MUST BE REQUESTED)	1 point(s)

level® CERTIFICATION, AIR EMISSIONS AND FSC® CERTIFICATION



level® CERTIFICATION

BIFMA's e3 Furniture Sustainability Standard is a voluntary, multi-attribute standard that measures the degree of sustainability of furniture. This standard evaluates product and company environmental attributes and compliance systems in a wide range of elements which include Materials, Energy & Atmosphere, Human & Ecosystem Health and Social Responsibility. Kita products have earned level®, BIFMA's sustainability certification program for furniture, certification through third-party verification against the e3 standard.



FSC
www.fsc.org
FSC® C021089

The mark of responsible forestry

AIR EMISSIONS

All Kita products are supplied air-emissions certified. Contact customer service for information.


FSC®


In 2005, Krug received Forest Stewardship Council® (FSC®) Chain-of-Custody certification for our manufacturing facilities. The FSC® Chain-of-Custody tracks certified wood from seedling to final sale. It signifies that the growth, harvesting and production of goods are entirely achieved through responsible forestry, which guarantees a healthy supply of forest resources for generations to come. Contact customer service for further information, pricing and leadtimes.




Architects, designers, and building professionals can specify FSC®-certified products in order to achieve a point from the US Green Building Council's Leadership in Energy and Environmental Design (LEED) Rating System.

KITA

DESCRIPTION/MODEL		COM		COL	FABRIC GRADES			LEATHER			
		1	2	3	4	5	6	7	8	9	
	OPEN ARM, FULL WIDTH UPHOLSTERED BACK										
	1320-OA	Oak	859	895	923	987	1029	1062	1121	1256	1357
		Cherry, Maple,	919	956	983	1047	1087	1121	1180	1317	1418
		Walnut, Anigre									

	CLOSED ARM, FULL WIDTH UPHOLSTERED BACK										
	1320-CA	Oak	1116	1166	1200	1283	1337	1379	1454	1634	1814
		Cherry, Maple,	1196	1245	1278	1363	1418	1458	1535	1711	1892
		Walnut, Anigre									

	3/4 WIDTH UPHOLSTERED BACK										
	1321-A	Oak	859	895	923	987	1029	1062	1121	1256	1357
		Cherry, Maple,	919	956	983	1047	1087	1121	1180	1317	1418
		Walnut, Anigre									

ORDERING NOTES

Kita Guest Chairs are available with a removable upholstered seat cover at an upcharge of **\$55 list** per chair.

ORDERING PROCEDURE

To order please specify the following:

1. Krug product model number
2. Fabric name and number
3. Wood finish


Dimensions are in inches and approximate.
Contact Customer Service if dimensions are critical.


STANDARD FINISHES

For a complete list of standard wood finishes please see page 4.

GANGING

Ganging is optional on all wood arm and side chairs at an upcharge of **\$55 list** per chair. Please specify at time of order.

DESCRIPTION/MODEL			COM		COL	FABRIC GRADES				LEATHER	
			1	2	3	4	5	6	7	8	9
	SLAT BACK										
	1322-A	Oak	878	911	937	994	1028	1050	1100	1208	1288
		Cherry, Maple,	956	992	1012	1072	1106	1128	1176	1284	1366
		Walnut, Anigre									

	SHOJI BACK										
	1323-A	Oak	824	858	892	926	961	999	1044	1125	1204
		Cherry, Maple,	907	940	961	1019	1052	1072	1126	1233	1313
		Walnut, Anigre									

DIMENSIONS & COM REQUIREMENTS

	Overall Width	Overall Depth	Overall Height	Seat Height	Height of Arms from Floor	Width between Arms	Seat Depth	Shipping Weight	Cube	COM Yardage
1320-OA	22	24	32	18.5	26	18.75	19	25	12	1
1320-CA	22	24	32	18.5	26	18.75	19	25	12	1.8
1321-A	22	24	32	18.5	26	18.75	19	25	12	1
1322-A	22	24	32	18.5	26	18.75	19	26	12	0.8*
1323-A	22	24	32	18.5	26	18.75	19	26	12	0.8*

ORDERING NOTES

Kita Guest Chairs are available with a removable upholstered seat cover at an upcharge of **\$55 list** per chair.

ORDERING PROCEDURE

To order please specify the following:

1. Krug product model number
2. Fabric name and number
3. Wood finish

Dimensions are in inches and approximate.
Contact Customer Service if dimensions are critical.

STANDARD FINISHES

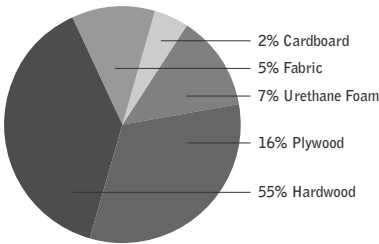
For a complete list of standard wood finishes please see page 4.

*COM yardage required for 2 chairs is 1.1 yards.

SPENCE



MATERIAL CONTENT:



PRE-CONSUMER
RECYCLED CONTENT = .45%

POST-CONSUMER
RECYCLED CONTENT = 17.27%

Up to 18.18% of this Spence product is
recyclable at the end of its useful life.

CONTRIBUTES TO		
CREDIT 2.1 - 2.2	Construction Waste Management	1-2 point(s)
CREDIT 3.3	Resource Reuse	1 point
CREDIT 4.1	Recycled Content	1 point
CREDIT 4.5	Low Emitting Materials, Systems & Seating	1 point
CREDIT 5.1	Regional Materials*	1 point
CREDIT 7	Certified Wood (MUST BE REQUESTED)	1 point(s)

level® CERTIFICATION, AIR EMISSIONS AND FSC® CERTIFICATION



level® CERTIFICATION

BIFMA's e3 Furniture Sustainability Standard is a voluntary, multi-attribute standard that measures the degree of sustainability of furniture. This standard evaluates product and company environmental attributes and compliance systems in a wide range of elements which include Materials, Energy & Atmosphere, Human & Ecosystem Health and Social Responsibility. Spence products have earned level®, BIFMA's sustainability certification program for furniture, certification through third-party verification against the e3 standard.



FSC
www.fsc.org
FSC® C021099

The mark of responsible forestry

AIR EMISSIONS

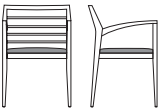
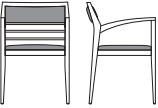
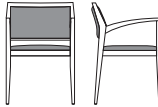

All Spence products are supplied air-emissions certified. Contact customer service for information.

FSC®

In 2005, Krug received Forest Stewardship Council® (FSC®) Chain-of-Custody certification for our manufacturing facilities. The FSC® Chain-of-Custody tracks certified wood from seedling to final sale. It signifies that the growth, harvesting and production of goods are entirely achieved through responsible forestry, which guarantees a healthy supply of forest resources for generations to come. Contact customer service for further information, pricing and leadtimes.



Architects, designers, and building professionals can specify FSC®-certified products in order to achieve a point from the US. Green Building Council's Leadership in Energy and Environmental Design (LEED) Rating System.

DESCRIPTION/MODEL			COM		COL	FABRIC GRADES			LEATHER		
			1	2	3	4	5	6	7	8	9
	SLAT BACK										
	1400	Oak	830	876	937	998	1069	1148	1228	1331	1402
		Cherry, Maple,	931	978	1037	1098	1166	1245	1326	1426	1496
		Walnut, Anigre									
	SLAT & UPHOLSTERED BACK										
	1401	Oak	857	904	966	1026	1101	1183	1262	1372	1472
		Cherry, Maple,	956	1007	1069	1130	1201	1282	1366	1469	1570
		Walnut, Anigre									
	SPLIT UPHOLSTERED BACK										
	1402	Oak	872	919	983	1047	1121	1205	1288	1399	1523
		Cherry, Maple,	976	1026	1087	1152	1226	1305	1392	1497	1623
		Walnut, Anigre									
	FULL UPHOLSTERED BACK										
	1403	Oak	879	932	993	1057	1131	1216	1301	1409	1561
		Cherry, Maple,	983	1036	1101	1162	1235	1320	1405	1509	1663
		Walnut, Anigre									

DIMENSIONS & COM REQUIREMENTS

	Overall Width	Overall Depth	Overall Height	Seat Height	Height of Arms from Floor	Width between Arms	Seat Depth	Shipping Weight	Cube	COM Yardage
1400	22	24	33	18	27	18	20	21	13	0.7
1401	22	24	33	18	27	18	20	22	13	1.0
1402	22	24	33	18	27	18	20	22	13	1.25
1403	22	24	33	18	27	18	20	23	13	1.5

ORDERING NOTES

Spence Guest Chairs are available with a removable upholstered seat cover at an upcharge of **\$55 list** per chair.

ORDERING PROCEDURE

To order please specify the following:

1. Krug product model number
2. Select a finish for the chair frame
3. Select a textile or leather

Dimensions are in inches and approximate. Contact Customer Service if dimensions are critical.

STANDARD FINISHES

For a complete list of standard wood finishes please see page 4.

GANGING

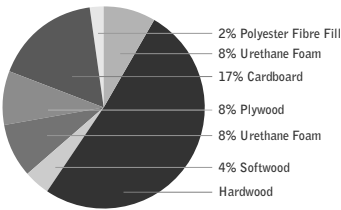
Ganging is optional on all wood arm and side chairs at an upcharge of **\$55 list** per chair. Please specify at time of order.

CADENCE | LEED CI CREDIT SUMMARY

CADENCE



MATERIAL CONTENT:



PRE-CONSUMER
RECYCLED CONTENT = .43%

POST-CONSUMER
RECYCLED CONTENT = 16.46%

Up to 16.91% of this Cadence product is
recyclable at the end of its useful life.

CONTRIBUTES TO		
CREDIT 2.1 - 2.2	Construction Waste Management	1-2 point(s)
CREDIT 3.3	Resource Reuse	1 point
CREDIT 4.1	Recycled Content	1 point
CREDIT 4.5	Low Emitting Materials, Systems & Seating	1 point
CREDIT 5.1	Regional Materials*	1 point
CREDIT 7	Certified Wood (MUST BE REQUESTED)	1 point(s)

level® CERTIFICATION, AIR EMISSIONS AND FSC® CERTIFICATION



level® CERTIFICATION

BIFMA's e3 Furniture Sustainability Standard is a voluntary, multi-attribute standard that measures the degree of sustainability of furniture. This standard evaluates product and company environmental attributes and compliance systems in a wide range of elements which include Materials, Energy & Atmosphere, Human & Ecosystem Health and Social Responsibility. Cadence products have earned level®, BIFMA's sustainability certification program for furniture, certification through third-party verification against the e3 standard.



The mark of responsible forestry

AIR EMISSIONS

All Cadence products are supplied air-emissions certified. Contact customer service for information.


FSC®

In 2005, Krug received Forest Stewardship Council® (FSC®) Chain-of-Custody certification for our manufacturing facilities. The FSC® Chain-of-Custody tracks certified wood from seedling to final sale. It signifies that the growth, harvesting and production of goods are entirely achieved through responsible forestry, which guarantees a healthy supply of forest resources for generations to come. Contact customer service for further information, pricing and leadtimes.



Architects, designers, and building professionals can specify FSC®-certified products in order to achieve a point from the US. Green Building Council's Leadership in Energy and Environmental Design (LEED) Rating System.

CADENCE

DESCRIPTION/MODEL/FINISHES			COM	2	COL	FABRIC GRADES			LEATHER		
			1		3	4	5	6	7	8	9
	CAD2A	Cherry, Maple, Walnut, Anigre	1057	1106	1153	1231	1309	1387	1467	1563	1735

DIMENSIONS & COM REQUIREMENTS

	Overall Width	Overall Depth	Overall Height	Seat Height	Height of Arms from Floor	Width between Arms	Seat Depth	Shipping Weight	Cube	COM Yardage
CAD2A	22.75	27	36	18.25	26	18.75	18	23	18	1.7

ORDERING PROCEDURE

To order please specify the following:

- 1. Krug product model number
- 2. Fabric name and number

Dimensions are in inches and approximate.
Contact Customer Service if dimensions are critical.

STANDARD FINISHES

For a complete list of standard wood finishes please see page 4.

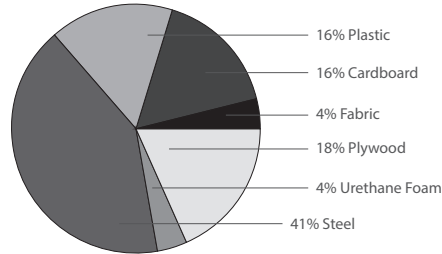
MULTI-PURPOSE SEATING

89	Karma
96	Corfu
102	Capri
104	Bank of England

KARMA



MATERIAL CONTENT:



PRE-CONSUMER
RECYCLED CONTENT = 5.51%

POST-CONSUMER
RECYCLED CONTENT = 24.98%

Up to 73.47% of this Karma product is recyclable at the end of its useful life.

CONTRIBUTES TO

CREDIT 2.1 - 2.2	Construction Waste Management	1-2 point(s)
CREDIT 3.3	Resource Reuse	1 point
CREDIT 4.1	Recycled Content	1 point
CREDIT 4.2	Recycled Content	1 point
CREDIT 4.5	Low Emitting Materials, Systems & Seating	1 point
CREDIT 5.1	Regional Materials*	1 point
CREDIT 7	Certified Wood (MUST BE REQUESTED)	1 point(s)

*This credit is only applicable if in total 20% of the combined value of the procurement of construction materials and in the furniture are manufactured within a radius of 500 miles. This credit will apply if the installation of the finished product occurs within 500 miles of Kitchener, Ontario.

level® CERTIFICATION, AIR EMISSIONS AND FSC® CERTIFICATION



level® CERTIFICATION

BIFMA's e3 Furniture Sustainability Standard is a voluntary, multi-attribute standard that measures the degree of sustainability of furniture. This standard evaluates product and company environmental attributes and compliance systems in a wide range of elements which include Materials, Energy & Atmosphere, Human & Ecosystem Health and Social Responsibility. Karma products have earned level®, BIFMA's sustainability certification program for furniture, certification through third-party verification against the e3 standard.



FSC
www.fsc.org
FSC® C021899

The mark of responsible forestry

AIR EMISSIONS

All Karma products are supplied air-emissions certified. Contact customer service for information.

FSC®

In 2005, Krug received Forest Stewardship Council® (FSC®) Chain-of-Custody certification for our manufacturing facilities. The FSC® Chain-of-Custody tracks certified wood from seedling to final sale. It signifies that the growth, harvesting and production of goods are entirely achieved through responsible forestry, which guarantees a healthy supply of forest resources for generations to come. Contact customer service for further information, pricing and leadtimes.



Architects, designers, and building professionals can specify FSC®-certified products in order to achieve a point from the U.S. Green Building Council's Leadership in Energy and Environmental Design (LEED) Rating System.

KARMA | FEATURES & OPTIONS



DESIGNED FOR COMFORT

The seat features an enhanced standard foam thickness, combined with our proprietary webbing suspension system, to provide superior comfort and a longer life cycle. The back is contoured and angled to provide supportive sitting.



WALL SAVER

The angle of the back and the rear legs are designed to keep the back away from the wall, to prevent wear and damage to both the chairs and to the walls of the facility.



STACKING

Karma stacks 6 high on the floor, and 10 chairs on the dolly. The optional Underseat Cover can be specified to help prevent indenting of seat upholstery on chairs that will be stacked.



TANDEM SEATING

Karma chairs, and in-line tables, are designed to be instantly converted to (or ordered as) tandem seating. Armed and armless chairs can be connected - when joining arm chairs the positioning prevents a pinch point between the arms. In-line tables can be configured between chairs or as end tables. And the tandem components can be easily removed to convert to freestanding.



WEIGHT CAPACITIES

Karma has been laboratory tested to meet a weight capacity of 500 lbs, in all versions: arm and armless, and all widths (including the bariatric size).



GLIDES

Karma's black nylon glides are non-adjustable, non-marring, and field-replaceable if damaged or degraded.



POLYMER ARM

Karma arms are durable, comfortable, and long lasting. They are made with injected polymer that is a solid color throughout the arm and are available in three color options: Black, Grey and Taupe.

REPLACEABLE COMPONENTS

Karma is designed to allow major components to be field replaced, providing a very cost effective means to significantly extend the life of the product.

ANTI-MICROBIAL FINISH

Karma wood surfaces come with an anti-microbial finish that inhibits the growth of some molds and mildews. Surfaces coated in this finish support the reduction of fungal growth, and spores from germs, microbes and bacteria.

OPTIONS



UNDERSEAT COVER

As an alternative to the standard dust cover under the seat, this option, in black polymer, closes off the underside of the chair, functioning as a cleanable Splashguard to protect the interior from moisture. It also assists in chair stacking, by distributing the weight to eliminate any indentations in the seat upholstery.

SLED BASE OPTION

Optional Sled Base frames are available, in the same three finishes (Silver Metallic, Matte Black and Polished Chrome) Sled base running from front leg to back leg, is a low profile, solid steel with nylon glides embedded on the bottom side to prevent marring.

REMOVABLE COVERS & REPLACEMENT COMPONENTS

Optional Removeable covers can be quickly installed on Karma products that were originally ordered with the Removable cover option. Replacement covers can also be installed on Karma products that were not originally ordered with the Removable cover option, with some simple staple removal.

CAL 133 & MOISTURE BARRIER

California Technical Bulletin 133 is a flammability test for seating. Krug offers a compliance method which, in combination with non-flammable upholstery covers, may enable the products to meet certification requirements for this test. This process at the same time also provides the products with a Moisture Barrier - a treatment that helps to prevent the passage of liquids and moisture to inside of upholstered components - thereby conferring sanitary and anti-infection benefits. So when CAL 133 is specified, the product also automatically has a Moisture Barrier, and when a Moisture Barrier is specified, the product also features the compliance method and low flammability features of CAL 133. CAL 133 and Moisture Barrier are available for an upcharge of **\$44 list** per yard.

The application of this upcharge and the compliance method does not mean that the specific configuration of product and upholstery cover are tested and officially certified as being CAL 133 compliant. If official certification is required, Krug will provide this (through an independent certified testing laboratory) at a charge of \$700 per item, plus the cost of the product to be tested. Lead time for certification testing is typically 4-8 weeks. Krug assumes no responsibility for the testing of our products in combination with upholstery covers, or for the results of any testing conducted. Some specific configurations of product and upholstery have already been tested. Please contact Customer Service for additional information.





KARMA | DIMENSIONS & COM REQUIREMENTS

	Overall Width	Overall Depth	Overall Height	Seat Height	Arms From Floor	Between Arms	Seat Depth	Shipping Weight	COM YRD	Cubes
Stacking Chair Upholstered										
Armless										
KAR2-18.5	20.2	21.9	33.9	18	n/a	n/a	17	22.5	1	18
KAR2-22	23.7	21.9	33.9	18	n/a	n/a	17	24	1	18
KAR2-26	27.7	21.9	33.9	18	n/a	n/a	17	25.5	1.3	21
With Arms										
KAR2-18.5	24.5	21.9	33.9	18	26.8	18.5	17	24	1	18
KAR2-22	28	21.9	33.9	18	26.8	22	17	25.5	1	18
KAR2-26	32	21.9	33.9	18	26.8	26	17	27	1.3	21
Stacking Chair Wood Back										
Armless										
KAR2-18.5	20.2	21.9	33.9	18	n/a	n/a	17	22.5	0.7	18
KAR2-22	23.7	21.9	33.9	18	n/a	n/a	17	24	0.7	18
KAR2-26	27.7	21.9	33.9	18	n/a	n/a	17	25.5	0.7	21
With Arms										
KAR2-18.5	24.5	21.9	33.9	18	26.8	18.5	17	24	0.7	18
KAR2-22	28	21.9	33.9	18	26.8	22	17	25.5	0.7	18
KAR2-26	32	21.9	33.9	18	26.8	26	17	27	0.7	21
Sled Base Chair Upholstered										
Armless										
KAR2-18.5	20.2	21.9	33.9	18	n/a	n/a	17	25.5	1	18
KAR2-22	23.7	21.9	33.9	18	n/a	n/a	17	27	1	18
KAR2-26	27.7	21.9	33.9	18	n/a	n/a	17	28.5	1.3	21
With Arms										
KAR2-18.5	24.5	21.9	33.9	18	26.8	18.5	17	27	1	18
KAR2-22	28	21.9	33.9	18	26.8	22	17	28.5	1	18
KAR2-26	32	21.9	33.9	18	26.8	26	17	30	1.3	21
Sled Base Wood Back										
Armless										
KAR2-18.5	20.2	21.9	33.9	18	n/a	n/a	17	25.5	0.7	18
KAR2-22	23.7	21.9	33.9	18	n/a	n/a	17	27	0.7	18
KAR2-26	27.7	21.9	33.9	18	n/a	n/a	17	28.5	0.7	21
With Arms										
KAR2-18.5	24.5	21.9	33.9	18	26.8	18.5	17	27	0.7	18
KAR2-22	28	21.9	33.9	18	26.8	22	17	28.5	0.7	18
KAR2-26	32	21.9	33.9	18	26.8	26	17	30	0.7	21
Counter Seat Upholstered										
Armless										
KAR2-18.5	20.2	21.9	39.9	24	n/a	n/a	17	43	1	20
with Arms										
KAR2-18.5	24.5	21.9	39.9	24	32.8	18.5	17	44.5	1	20
Counter Seat Wood Back										
Armless										
KAR2-18.5	20.2	21.9	39.9	24	n/a	n/a	17	43	1	20
with Arms										
KAR2-18.5	24.5	21.9	39.9	24	32.8	18.5	17	44.5	1	20

DIMENSIONS:

All dimensions are in inches and approximate and are subject to change without notice. Contact Customer Service if dimensions are critical.

KARMA

Description	Model	COM	2	COL	FABRIC GRADES			LEATHER		9
		1		3	4	5	6	7	8	
	18.5" Leg Frame, Matte Black or Silver Metallic - Fully Upholstered, No Arm with Standard Dust Cover KAR2-18.5L	338	357	375	401	431	457	486	523	560
	18.5" Leg Frame, Polished Chrome - Fully Upholstered, No Arm, and Standard Dust Cover KAR2-18.5LC	415	434	452	478	508	534	563	600	637
	18.5" Leg Frame, Matte Black or Silver Metallic - Upholstered Seat & Wood back, No Arm with Standard Dust Cover KAR2-18.5L	362	372	381	394	409	422	437	456	475
	18.5" Leg Frame, Polished Chrome - Upholstered Seat & Wood back, No Arm with Standard Dust Cover KAR2-18.5LC	439	449	458	471	486	499	514	533	552
	18.5" Leg Frame, Matte Black or Silver Metallic - Fully Upholstered, with Arm and Standard Dust Cover KAR2-18.5L	365	383	402	428	457	483	513	550	587
	18.5" Leg Frame, Polished Chrome - Fully Upholstered, with Arm and Standard Dust Cover KAR2-18.5LC	442	460	479	505	534	560	590	627	664
	18.5" Leg Frame, Matte Black or Silver Metallic - Upholstered Seat & Wood back, with Arm and Standard Dust Cover KAR2-18.5L	382	392	401	414	429	442	457	476	495
	18.5" Leg Frame, Polished Chrome - Upholstered Seat & Wood back, with Arm and Standard Dust Cover KAR2-18.5LC	459	469	478	491	506	519	534	553	572





ORDERING NOTES: When selecting Frame Color and Arm Style please see Product Code Key below.

Karma chairs all include the Standard Dust Cover (select "D" below), for optional Polymer Shroud change "D" to "S" and add upcharge listed below.

Karma Option Upcharges	\$ List	\$ List
CAL 133 & Moisture Barrier (per yard)	44	
Removable Seat Covers	50	
Removable Back Covers	50	
Polymer Underseat Shroud 18.5"	32	
Polymer Underseat Shroud 22"	43	
Polymer Underseat Shroud 26"	55	
Sled Base Matte Black or Silver Metallic	89	
Sled Base Polished Chrome	151	

PRODUCT CODE KEY

Line	Series	Frame Size	Frame Color	Style	Arm Style	Underseat Shroud
KAR	2	18.5L	B	U	AB	S
Karma	Stacking Chair	18.5"	Matte Black	Fully Upholstered	Black	Polymer Shroud
		22L	S	W	AG	D
		22"	Silver Metallic	Wood Back	Grey	Standard Dust Cover
		26L	C		AT	
		26"	Polished Chrome		Taupe	
		18.5S			NB	
		18.5" Sled Base			No Arm (Matte Black)	
		22S			NS	
		22" Sled Base			No Arm (Silver Metallic)	
		26S			NC	
		26" Sled Base			No Arm (Polished Chrome)	
		18.5E				
		18.5" Easy Access Chair				
		18.5C				
		18.5" Counter Height Stool				

Description	Model	COM		COL	FABRIC GRADES			LEATHER	
		1	2		4	5	6	7	9
	22" Leg Frame, Matte Black or Silver Metallic - Fully Upholstered, No Arm with Standard Dust Cover KAR2-22L	367	385	404	430	459	485	515	589
	22" Leg Frame, Polished Chrome - Fully Upholstered, No Arm, and Standard Dust Cover KAR2-22LC	461	479	498	524	553	579	609	683
	22" Leg Frame, Matte Black or Silver Metallic - Upholstered Seat & Wood back, No Arm with Standard Dust Cover KAR2-22L	395	404	414	427	442	455	470	507
	22" Leg Frame, Polished Chrome - Upholstered Seat & Wood back, No Arm with Standard Dust Cover KAR2-22LC	489	498	508	521	536	549	564	601
	22" Leg Frame, Matte Black or Silver Metallic - Fully Upholstered, with Arm and Standard Dust Cover KAR2-22L	393	412	430	456	486	511	541	615
	22" Leg Frame, Polished Chrome - Fully Upholstered, with Arm and Standard Dust Cover KAR2-22LC	487	506	524	550	580	605	635	709
	22" Leg Frame, Matte Black or Silver Metallic- Upholstered Seat & Wood back, with Arm and Standard Dust Cover KAR2-22L	415	424	434	447	462	475	490	527
	22" Leg Frame, Polished Chrome - Upholstered Seat & Wood back, with Arm and Standard Dust Cover KAR2-22LC	509	518	528	541	556	569	584	621



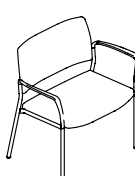



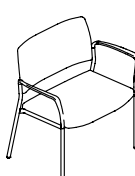

ORDERING NOTES: When selecting Frame Color and Arm Style please see Product Code Key below.
Karma chairs all include the Standard Dust Cover (select "D" below), for optional Polymer Shroud change "D" to "S" and add upcharge listed below.

Karma Option Upcharges	\$ List	\$ List
CAL 133 & Moisture Barrier (per yard)	44	
Removable Seat Covers	50	
Removable Back Covers	50	
Polymer Underseat Shroud 18.5"	32	
Polymer Underseat Shroud 22"	43	
Polymer Underseat Shroud 26"	55	
Sled Base Matte Black or Silver Metallic	89	
Sled Base Polished Chrome	151	

PRODUCT CODE KEY

Line	Series	Frame Size	Frame Color	Style	Arm Style	Underseat Shroud
KAR	2	18.5L	B	U	AB	S
Karma	Stacking Chair	18.5"	Matte Black	Fully Upholstered	Black	Polymer Shroud
		22L	S	W	AG	D
		22"	Silver Metallic	Wood Back	Grey	Standard Dust Cover
		26L	C		AT	
		26"	Polished Chrome		Taupe	
		18.5S			NB	
		18.5" Sled Base			No Arm (Matte Black)	
		22S			NS	
		22" Sled Base			No Arm (Silver Metallic)	
		26S			NC	
		26" Sled Base			No Arm (Polished Chrome)	
		18.5E				
		18.5" Easy Access Chair				
		18.5C				
		18.5" Counter Height Stool				

KARMA





Description	Model	Species	COM		COL	FABRIC GRADES			LEATHER	
			1	2		4	5	6	7	8
	26" Leg Frame, Matte Black or Silver Metallic - Fully Upholstered, Armless with Standard Dust Cover									
	KAR2-26L		440	475	511	561	618	668	725	796
	26" Leg Frame, Polished Chrome - Fully Upholstered, Armless, with Standard Dust Cover									
	KAR2-26LC		535	570	606	656	713	763	820	891
	26" Leg Frame, Matte Black or Silver Metallic - Upholstered Seat & Wood back, Armless, with Standard Dust Cover									
	KAR2-26L		453	470	486	510	536	560	587	620
	26" Leg Frame, Polished Chrome - Upholstered Seat & Wood back, Armless, with Standard Dust Cover									
	KAR2-26LC		548	565	581	605	631	655	682	715
	26" Leg Frame, Matte Black or Silver Metallic - Fully Upholstered, with Arm and Standard Dust Cover									
	KAR2-26L		466	502	537	587	644	694	751	822
	26" Leg Frame, Polished Chrome - Fully Upholstered,with Arm and Standard Dust Cover									
	KAR2-26LC		561	597	632	682	739	789	846	917
	26" Leg Frame, Matte Black or Silver Metallic- Upholstered Seat & Wood back, with Arm and Standard Dust Cover									
	KAR226L		473	490	506	530	556	580	607	640
	26" Leg Frame, Polished Chrome - Upholstered Seat & Wood back, with Arm and Standard Dust Cover									
	KAR226LC		568	585	601	625	651	675	702	735

ORDERING NOTES: When selecting Frame Color and Arm Style please see Product Code Key below.
Karma chairs all include the Standard Dust Cover (select "D" below), for optional Polymer Shroud change "D" to "S" and add upcharge listed below.

Karma Option Upcharges	\$ List	\$ List
CAL 133 & Moisture Barrier (per yard)	44	
Removable Seat Covers	50	
Removable Back Covers	50	
Polymer Underseat Shroud 18.5"	32	
Polymer Underseat Shroud 22"	43	
Polymer Underseat Shroud 26"	55	
Sled Base Matte Black or Silver Metallic	89	
Sled Base Polished Chrome	151	

PRODUCT CODE KEY

Line	Series	Frame Size	Frame Color	Style	Arm Style	Underseat Shroud
KAR	2	18.5L	B	U	AB	S
Karma	Stacking Chair	18.5"	Matte Black	Fully Upholstered	Black	Polymer Shroud
		22L	S	W	AG	D
		22"	Silver Metallic	Wood Back	Grey	Standard Dust Cover
		26L	C		AT	
		26"	Polished Chrome		Taupe	
		18.5S			NB	
		18.5" Sled Base			No Arm (Matte Black)	
		22S			NS	
		22" Sled Base			No Arm (Silver Metallic)	
		26S			NC	
		26" Sled Base			No Arm (Polished Chrome)	
		18.5E				
		18.5" Easy Access Chair				
		18.5C				
		18.5" Counter Height Stool				

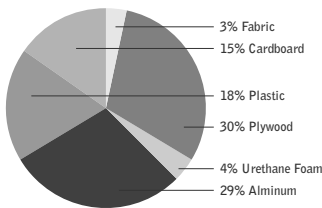
Description	Model	Price
	Tandem Seating Bracket -Matte Black (for armed chair)	
	KAR2-GB BA	55
	Tandem Seating Bracket- Silver Metallic (for armed chair)	
	KAR2-GB BSA	55
	Tandem Seating Bracket- Polished Chrome (for armed chair)	
	KAR2-GB BCA	62
	Tandem Seating Bracket-Matte Black (for chairs without arms)	
	KAR2-GB BNA	50
	Tandem Seating Bracket- Silver Metallic (for chairs without arms)	
	KAR2-GB BSNA	50
	Tandem Seating Bracket- Polished Chrome (for chairs without arms)	
	KAR2-GB BCNA	56

CORFU | LEED CI CREDIT SUMMARY

CORFU



MATERIAL CONTENT:



PRE-CONSUMER
RECYCLED CONTENT = 14.47%

POST-CONSUMER
RECYCLED CONTENT = 22.19%

Up to 17.02% of this Corfu product is
recyclable at the end of its useful life.

CONTRIBUTES TO		
CREDIT 2.1 - 2.2	Construction Waste Management	1-2 point(s)
CREDIT 3.3	Resource Reuse	1 point
CREDIT 4.1	Recycled Content	1 point
CREDIT 4.2	Recycled Content	1 point
CREDIT 4.5	Low Emitting Materials, Systems & Seating	1 point
CREDIT 5.1	Regional Materials*	1 point
CREDIT 7	Certified Wood (MUST BE REQUESTED)	1 point(s)

*This credit is only applicable if in total 20% of the combined value of the procurement of construction materials and in the furniture are manufactured within a radius of 500 miles. This credit will apply if the installation of the finished product occurs within 500 miles of Kitchener, Ontario.

level® CERTIFICATION, AIR EMISSIONS AND FSC® CERTIFICATION



level® CERTIFICATION

BIFMA's e3 Furniture Sustainability Standard is a voluntary, multi-attribute standard that measures the degree of sustainability of furniture. This standard evaluates product and company environmental attributes and compliance systems in a wide range of elements which include Materials, Energy & Atmosphere, Human & Ecosystem Health and Social Responsibility. Corfu products have earned level®, BIFMA's sustainability certification program for furniture, certification through third-party verification against the e3 standard.



AIR EMISSIONS

All Corfu products are supplied air-emissions certified. Contact customer service for information.

FSC®

In 2005, Krug received Forest Stewardship Council® (FSC®) Chain-of-Custody certification for our manufacturing facilities. The FSC® Chain-of-Custody tracks certified wood from seedling to final sale. It signifies that the growth, harvesting and production of goods are entirely achieved through responsible forestry, which guarantees a healthy supply of forest resources for generations to come.

Architects, designers, and building professionals can specify FSC®-certified products in order to achieve a point from the US. Green Building Council's Leadership in Energy and Environmental Design (LEED) Rating System.




SUSTAINABLE DESIGN

Corfu is made with recycled materials, with an overall recycled content of 40%. Many of these same materials are also recyclable. Corfu is air emissions certified.



OUTDOOR SEATING

Corfu has been designed for outdoor use, with UV-resistant polypropylene components, a rust-resistant aluminum frame, and the option of drainage holes in the seat. Please specify outdoor usage when ordering.



UNDER SEAT COVER

Each indoor version of Corfu includes an underseat system for stacking: a grey polypropylene seat pan that nests into the seat below and protects it from the frame above. It also provides for easy cleaning and maintenance by covering the underside of the chair. All outdoor versions of Corfu do not include the underseat pan, to allow for drainage, but include stacking bumpers.



WOOD FINISH

Krug's Enduraguard™ finish is a catalyzed conversion varnish topcoat, combined with a vinyl polymer-based sealer, that in independent testing has been shown to have exceptional durability characteristics in its resistance to scratching, marring, and degradation from cleaning materials and other substances.

BEECH PLYWOOD

Wood seats and backs are made with European Beech hardwood veneers, featuring nine (9) plies of cross grain for added strength and durability.



STACKING

Corfu chairs are stackable, to a maximum of 13 chairs for the wood or plastic versions, and 10 chairs for the upholstered version, when stacked on the Corfu caddie. Corfu chairs are stackable to a maximum of 9 chairs for the wood or plastic versions and 6 chairs for the upholstered version when stacked on the floor. The upholstered versions stack to a height of 74" in the armless version, and 76" with arms. The non-upholstered versions stack to a height of 70" in the armless version and 72" in the version with arms.

CADDIE

The Corfu caddie provides enhanced stackability, along with the ease of movement and storage. Its design allows for the stacking and storage of all Krug stackable chairs. It has a durable tubular construction and 4 soft-wheel swivel, locking casters. This caddie is designed to stack and transport Krug's other stacking chairs.

GANGING

Corfu can be ordered with the option of ganging for the upcharge of **\$22 list** per chair. Please specify ganging when ordering.

PACKAGING

Corfu packaging features recycled, recyclable cardboard. The arm and armless chairs are shipped 4 units per carton.

ALUMINUM FRAME

Corfu seating is built with high strength aluminum castings and extrusions. Aluminum is an ideal material for creating a structurally superior chair frame: it eliminates any potential for corrosion, and provides excellent fit and the tightest of tolerances in the transition between components. Finish options are Silver Metallic Powder Coat, and Polished Aluminum.



PLASTIC COMPONENTS

Polypropylene seats, backs and other components are injection molded, with pigment diffused throughout the mold, and featuring a compound that provides UV resistance to fading and brittleness from exposure to light. Seats and backs have a minimum wall thickness of 5 mm, providing excellent strength and shock resistance. Corfu (Plastic Seat & Back) is available in six different colors. Please specify a color when ordering.

Color Selection:

White, Black, Grey, Red, Blue, Sand

OPTIONS

COMBINATION UPHOLSTERY COVERS

Combination upholstery (more than one upholstery cover within the same unit) is an option on all Corfu upholstered products. Pricing for this option is the grade price for the highest grade upholstery selected. If the upholstery covers are the same grade, or are COM, a 10% upcharge is applied to the graded price.

CAL 133 & MOISTURE BARRIER

California Technical Bulletin 133 is a flammability test for seating. Krug offers a compliance method which, in combination with non-flammable upholstery covers, may enable the products to meet certification requirements for this test. This process at the same time also provides the products with a Moisture Barrier - a treatment that helps to prevent the passage of liquids and moisture to inside of upholstered components - thereby conferring sanitary and anti-infection benefits. So when CAL 133 is specified, the product also automatically has a Moisture Barrier, and when a Moisture Barrier is specified, the product also features the compliance method and low flammability features of CAL 133. CAL 133 and Moisture Barrier are available for an upcharge of **\$44 list** per yard.

The application of this upcharge and the compliance method does not mean that the specific configuration of product and upholstery cover are tested and officially certified as being CAL 133 compliant. If official certification is required, Krug will provide this (through an independent certified testing laboratory) at a charge of \$700 per item, plus the cost of the product to be tested. Lead time for certification testing is typically 4-8 weeks. Krug assumes no responsibility for the testing of our products in combination with upholstery covers, or for the results of any testing conducted. Some specific configurations of product and upholstery have already been tested. Please contact Customer Service for additional information.

CORFU | MULTI-PURPOSE SEATING

DIMENSIONS

	Overall Width	Overall Depth	Overall Height	Seat Height	Height of Arms from Floor	Width Between Arms	Seat Depth	Shipping Weight	Cube
COR2-10S	20.87	20.87	32.28	17.5	n/a	n/a	17	40.8	4.4
COR2-10C	20.87	20.87	32.28	17.5	n/a	n/a	17	40.8	4.4
COR2-11S	23.23	20.87	32.28	17.5	26.75	21.25	17	50.4	4.4
COR2-11C	23.23	20.87	32.28	17.5	26.75	21.25	17	50.4	4.4
COR2-20S	20.87	20.87	32.28	17.5	n/a	n/a	17	53.6	4.4
COR2-20C	20.87	20.87	32.28	17.5	n/a	n/a	17	53.6	4.4
COR2-21S	23.23	20.87	32.28	17.5	26.75	21.25	17	63.2	4.4
COR2-21C	23.23	20.87	32.28	17.5	26.75	21.25	17	63.2	4.4
COR2-30S	20.87	20.87	32.28	17.5	n/a	n/a	17	63.2	4.4
COR2-30C	20.87	20.87	32.28	17.5	n/a	n/a	17	63.2	4.4
COR2-31S	23.23	20.87	32.28	17.5	26.75	21.25	17	71.2	4.4
COR2-31C	23.23	20.87	32.28	17.5	26.75	21.25	17	71.2	4.4
COR2-40S	20.87	20.87	32.28	17.5	n/a	n/a	17	71.2	4.4
COR2-40C	20.87	20.87	32.28	17.5	n/a	n/a	17	71.2	4.4
COR2-41S	23.23	20.87	32.28	17.5	26.75	21.25	17	80.8	4.4
COR2-41C	23.23	20.87	32.28	17.5	26.75	21.25	17	80.8	4.4
COR2-50S	20.87	20.87	32.28	17.5	n/a	n/a	17	48	4.4
COR2-50C	20.87	20.87	32.28	17.5	n/a	n/a	17	48	4.4
COR2-51S	23.23	20.87	32.28	17.5	26.75	21.25	17	57.6	4.4
COR2-51C	23.23	20.87	32.28	17.5	26.75	21.25	17	57.6	4.4
COR2-60S	20.87	20.87	32.28	17.5	n/a	n/a	17	69.2	4.4
COR2-60C	20.87	20.87	32.28	17.5	n/a	n/a	17	69.2	4.4
COR2-61S	23.23	20.87	32.28	17.5	26.75	21.25	17	78.8	4.4
COR2-61C	23.23	20.87	32.28	17.5	26.75	21.25	17	78.8	4.4
COR6	24	31	15.75						

COM REQUIREMENTS





	COM Yardage Seat Pad Only	Yardage Per Chair - Seat Pad Only	COM Yardage Fully Upholstered Seat Only	Yardage Per Chair - Fully Upholstered Seat Only	COM Yardage Seat & Back Pads	Yardage Per Chair - Seat & Back Pads	COM Yardage Fully Upholstered Seat & Back	Yardage Per Chair - Fully Upholstered Seat & Back
One Chair	0.7	0.7	0.7	0.7	0.7	0.7	1	1
Two Chair	0.7	0.35	0.7	0.35	1.1	0.55	1.7	0.85
Three Chair	1.4	0.47	1.4	0.47	1.8	0.6	2.7	0.9
Four Chair	1.4	0.35	1.4	0.35	2.2	0.55	3.4	0.85

Note: Some vinyls, leathers & upholsteries are not suitable on Corfu seating.

The approval process is as follows:

1. A sample of the COM must be provided to Krug Customer Service prior to or at the time of order.
2. The sample will be reviewed and the customer advised if the upholstery cover is unsuitable.
3. The COM upholstery cover or leather will be inspected when received at the factory, to identify any further concerns with its suitability.

CORFU | MULTI-PURPOSE SEATING

DESCRIPTION/MODEL	COM	2		COL	FABRIC GRADES			LEATHER		
	1			3	4	5	6	7	8	9
	Plastic Seat & Back, Armless, with Silver Metallic frame COR2-10S	342								
	Plastic Seat & Back, Armless, with Polished Aluminum frame COR2-10C	386								
	Plastic Seat & Back, Plastic Arms with Silver Metallic frame COR2-11S	397								
	Plastic Seat & Back, Polished Aluminum Arms with Polished Aluminum frame COR2-11C	435								
	Plastic Seat & Back with Upholstered Pads, Armless, with Silver Metallic frame COR2-20S	458	482	506	530	555	579	603	627	652
	Plastic Seat & Back with Upholstered Pads, Armless, with Polished Aluminum frame COR2-20C	502	526	550	574	599	623	647	671	696
	Plastic Seat & Back with Upholstered Pads, Plastic Arms, with Silver Metallic frame COR2-21S	513	537	561	585	610	634	658	682	707
	Plastic Seat & Back with Upholstered Pads, Polished Aluminum Arms, with Polished Aluminum frame COR2-21C	551	576	600	624	648	673	697	721	745

ORDERING NOTES:

When ordering the Silver Metallic frame with Plastic Seat and Back, the arm color matches the seat and back.

When ordering the Polished Aluminum frame, arms are Polished Aluminum.

Corfu chairs are stackable, to a maximum of 13 chairs for the wood or plastic versions, and 10 chairs for the upholstered version, when stacked on the Corfu caddie. Corfu chairs are stackable to a maximum of 9 chairs for the wood or plastic versions and 6 chairs for the upholstered version when stacked on the floor. The upholstered versions stack to a height of 74" in the armless version, and 76" with arms. The non-upholstered versions stack to a height of 70" in the armless version and 72" in the version with arms.





Ganging is optional on all Corfu Multi-purpose seating for an upcharge of **\$22 list** per chair, please specify on order.

For the outdoor version of the plastic seat & back Corfu Multi-purpose chair, please specify on order.

PRODUCT CODE KEY

Line	Series	Chair Style	Arm Style	Metal Finish
COR	2 Multi-Purpose	1 Plastic Seat & Back	0 Armless	S Silver Metallic
		2 Plastic with Upholstered Seat & Back Pads	1 Armed	C Polished Aluminum
		3 Wood Seat & Back		
		4 Fully Upholstered Seat & Back		
		5 Plastic Back, Plastic Seat with Upholstered Pad		
		6 Wood Back, Fully Upholstered Seat		

CORFU | MULTI-PURPOSE SEATING

DESCRIPTION/MODEL	SPECIES	COM		COL	FABRIC GRADES			LEATHER		
		1	2	3	4	5	6	7	8	9
	Plastic Back, Plastic Seat with upholstered pad, Armless, with Silver Metallic frame									
	COR2-50S	424	441	458	474	491	507	524	540	557
	Plastic Back, Plastic Seat with upholstered pad, Armless, with Polished Aluminum frame									
	COR2-50C	469	485	502	518	535	551	568	584	601
	Plastic Back, Plastic Seat with upholstered pad, Plastic Arms with Silver Metallic frame									
	COR2-51S	480	496	513	529	546	562	579	595	612
	Plastic Back, Plastic Seat with upholstered pad, Polished Aluminum arms, with Polished Aluminum frame									
	COR2-51C	518	535	551	568	584	601	617	634	650
	Wood Seat & Back, Armless, with Silver Metallic frame									
	COR2-30S Beech	496								
	Wood Seat & Back, Armless, with Polished Aluminum frame									
	COR2-30C Beech	546								
	Wood Seat & Back, Silver Metallic Arms, with Silver Metallic frame									
	COR2-31S Beech	595								
	Wood Seat & Back, Polished Aluminum Arms, with Polished Aluminum frame									
	COR2-31C Beech	656								






ORDERING NOTES:

When ordering the Silver Metallic frame with Plastic Seat and Back, the arm color matches the seat and back.
When ordering the Polished Aluminum frame, arms are Polished Aluminum.
Corfu chairs are stackable, to a maximum of 13 chairs for the wood or plastic versions, and 10 chairs for the upholstered version, when stacked on the Corfu caddie. Corfu chairs are stackable to a maximum of 9 chairs for the wood or plastic versions and 6 chairs for the upholstered version when stacked on the floor. The upholstered versions stack to a height of 74" in the armless version, and 76" with arms. The non-upholstered versions stack to a height of 70" in the armless version and 72" in the version with arms.
Ganging is optional on all Corfu Multi-purpose seating for an upcharge of **\$22 list** per chair, please specify on order.

PRODUCT CODE KEY

Line	Series	Chair Style	Arm Style	Metal Finish
COR	2 Multi-Purpose	1 Plastic Seat & Back	0 Armless	S Silver Metallic
		2 Plastic with Upholstered Seat & Back Pads	1 Armed	C Polished Aluminum
		3 Wood Seat & Back		
		4 Fully Upholstered Seat & Back		
		5 Plastic Back, Plastic Seat with Upholstered Pad		
		6 Wood Back, Fully Upholstered Seat		

CORFU | MULTI-PURPOSE SEATING

DESCRIPTION/MODEL	SPECIES	COM		COL		FABRIC GRADES			LEATHER		
		1	2	3	4	5	6	7	8	9	
	Wood Back, Fully Upholstered Seat Armless, with Silver Metallic frame COR2-60S	Beech	540	564	589	613	637	662	686	710	734
	Wood Back, Fully Upholstered Seat Armless, with Polished Aluminum frame COR2-60C	Beech	590	614	638	663	687	711	735	760	784
	Wood Back, Fully upholstered Seat, Plastic Arms with Silver Metallic frame COR2-61S	Beech	639	664	688	712	736	761	785	809	833
	Wood Back, Fully upholstered seat, Polished Aluminum arms, with Polished Aluminum frame COR2-61C	Beech	700	724	749	773	797	821	846	870	894
	Fully Upholstered Seat & Back, Armless, with Silver Metallic frame COR2-40S		562	595	628	662	695	728	761	794	827
	Fully Upholstered Seat & Back, Armless, with Polished Aluminum frame COR2-40C		612	645	678	711	744	777	810	843	876
	Fully Upholstered Seat & Back, Silver Metallic Arms, with Silver Metallic frame COR2-41S		662	695	728	761	794	827	860	893	926
	Fully Upholstered Seat & Back, Polished Aluminum Arms, with Polished Aluminum frame COR2-41C		722	755	788	821	854	888	921	954	987
	Caddie DOL6		584								

ORDERING NOTES:

When ordering the Silver Metallic frame with Plastic Seat and Back, the arm color matches the seat and back.

When ordering the Polished Aluminum frame, arms are Polished Aluminum.

Corfu chairs are stackable, to a maximum of 13 chairs for the wood or plastic versions, and 10 chairs for the upholstered version, when stacked on the Corfu caddie. Corfu chairs are stackable to a maximum of 9 chairs for the wood or plastic versions and 6 chairs for the upholstered version when stacked on the floor. The upholstered versions stack to a height of 74" in the armless version, and 76" with arms. The non-upholstered versions stack to a height of 70" in the armless version and 72" in the version with arms.

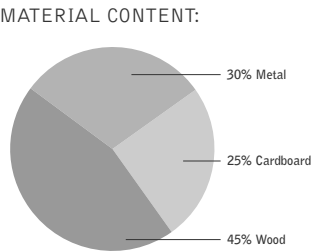
Ganging is optional on all Corfu Multi-purpose seating for an upcharge of **\$22 list** per chair, please specify on order.

For the outdoor version of the plastic seat & back Corfu Multi-purpose chair, please specify on order.

PRODUCT CODE KEY

Line	Series	Chair Style	Arm Style	Metal Finish
COR	2 Multi-Purpose	1 Plastic Seat & Back	0 Armless	S Silver Metallic
		2 Plastic with Upholstered Seat & Back Pads	1 Armed	C Polished Aluminum
		3 Wood Seat & Back		
		4 Fully Upholstered Seat & Back		
		5 Plastic Back, Plastic Seat with Upholstered Pad		
		6 Wood Back, Fully Upholstered Seat		

CAPRI



PRE-CONSUMER
RECYCLED CONTENT = 15.13%

POST-CONSUMER
RECYCLED CONTENT = 30.97%

Up to 66.28% of this Capri product is
recyclable at the end of its useful life.

CONTRIBUTES TO		
CREDIT 2.1 - 2.2	Construction Waste Management	1-2 point(s)
CREDIT 3.3	Resource Reuse	1 point
CREDIT 4.1	Recycled Content	1 point
CREDIT 4.2	Recycled Content	1 point
CREDIT 4.5	Low Emitting Materials, Systems & Seating	1 point
CREDIT 5.1	Regional Materials*	1 point
CREDIT 7	Certified Wood (MUST BE REQUESTED)	1 point(s)

*This credit is only applicable if in total 20% of the combined value of the procurement of construction materials and in the furniture are manufactured within a radius of 500 miles. This credit will apply if the installation of the finished product occurs within 500 miles of Kitchener, Ontario.

level® CERTIFICATION, AIR EMISSIONS AND FSC® CERTIFICATION



level® CERTIFICATION
BIFMA's e3 Furniture Sustainability Standard is a voluntary, multi-attribute standard that measures the degree of sustainability of furniture. This standard evaluates product and company environmental attributes and compliance systems in a wide range of elements which include Materials, Energy & Atmosphere, Human & Ecosystem Health and Social Responsibility. Capri products have earned level®, BIFMA's sustainability certification program for furniture, certification through third-party verification against the e3 standard.





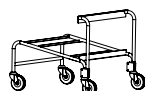
The mark of responsible forestry

AIR EMISSIONS
All Capri products are supplied air-emissions certified. Contact customer service for information.

FSC®
In 2005, Krug received Forest Stewardship Council® (FSC®) Chain-of-Custody certification for our manufacturing facilities. The FSC® Chain-of-Custody tracks certified wood from seedling to final sale. It signifies that the growth, harvesting and production of goods are entirely achieved through responsible forestry, which guarantees a healthy supply of forest resources for generations to come. Contact customer service for further information, pricing and leadtimes.



Architects, designers, and building professionals can specify FSC®-certified products in order to achieve a point from the U.S. Green Building Council's Leadership in Energy and Environmental Design (LEED) Rating System.

DESCRIPTION/MODEL/FINISHES			COM		COL	FABRIC GRADES			LEATHER		
			1	2	3	4	5	6	7	8	9
	ARM CHAIR										
	CAP2A1	Cherry, Beech	706								
	CAP2A2		858	891	919	960	1001	1047	1099	1159	1259
	CAP2A3	Cherry, Beech	778	808	840	875	911	948	983	1044	1106
	CAP2A4	Cherry, Beech	798								
	CAP2A5	Cherry, Beech	869	901	931	966	1001	1037	1074	1134	1196
	SIDE CHAIR										
	CAP2S1	Cherry, Beech	650								
	CAP2S2		798	830	864	905	948	991	1033	1094	1195
	CAP2S3	Cherry, Beech	725	756	784	820	858	894	931	991	1050
	CAP2S4	Cherry, Beech	743								
	CAP2S5	Cherry, Beech	816	832	875	911	948	983	1021	1080	1142
	CADDIE										
	DOL6		584								

DIMENSIONS & COM REQUIREMENTS

	Overall Width	Overall Depth	Overall Height	Seat Height	Height of Arms from Floor	Width between Arms	Seat Depth	Shipping Weight	Cube (2)	COM Yardage
ARM CHAIR										
Wood with arms	22	22.75	33.75	18.5	27	20.5	17.25	12	13	-
Fully Upholstered with arms	22	22.75	34	19	27	20.5	17.75	14	13	1.0
Upholstered seat with arms	22	22.75	33.75	19	27	20.5	17.75	13	13	0.6
SIDE CHAIR										
Wood with arms	19.75	22.75	33.75	18.5	-	-	17.25	12	13	-
Fully Upholstered	19.75	22.75	34	19	-	-	17.75	14	13	1.0
Upholstered seat	19.75	22.75	33.75	19	-	-	17.75	13	13	0.6
ARM CHAIR										
Wood with arms	22	22.75	43.75	29	38.5	20.5	17.25	15	18	-
Fully Upholstered with arms	22	22.75	44	29.5	38.5	20.5	17.75	17	18	1.0
Upholstered seat with arms	22	22.75	43.75	29.5	38.5	20.5	17.75	16	18	0.6
CADDIE	25.5	41	43.75	-	-	-	-	20	17	-

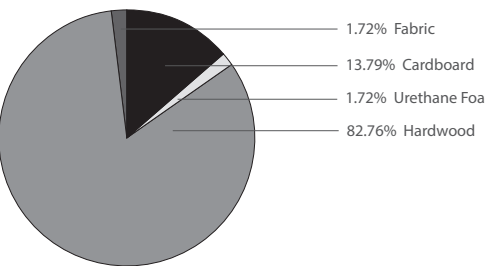
PRODUCT CODE KEY

Line	Series	Chair Type	Chair Style	CADDIE When used with Caddie, Capri stacks to a maximum of 15 chairs high (10 high for upholstered versions). Barstool versions cannot be stacked with Caddie. REMOVABLE UPHOLSTERED BACK COVER Capri Chairs are available with removable upholstered back cover at an upcharge of \$33 list per chair.
CAP	2	A	1	
Capri	Guest Seating	Arm Chair	Wood	
	5	S	2	
	Barstool	Side Chair	Fully Upholstered	
			3	
			Upholstered Seat Cushion	
			4	
			Wood With Holes	
			5	
			Upholstered Seat, Back with Holes	

BANK OF ENGLAND



MATERIAL CONTENT:



PRE-CONSUMER
RECYCLED CONTENT = .34%

POST-CONSUMER
RECYCLED CONTENT = 13.10%

Up to 96.55% of this Bank of England product is recyclable at the end of its useful life.

CONTRIBUTES TO		
CREDIT 2.1 - 2.2	Construction Waste Management	1-2 point(s)
CREDIT 3.3	Resource Reuse	1 point
CREDIT 4.1	Recycled Content	1 point
CREDIT 4.5	Low Emitting Materials, Systems & Seating	1 point
CREDIT 5.1	Regional Materials*	1 point
CREDIT 7	Certified Wood (MUST BE REQUESTED)	1 point(s)

level® CERTIFICATION, AIR EMISSIONS AND FSC® CERTIFICATION



level® CERTIFICATION

BIFMA's e3 Furniture Sustainability Standard is a voluntary, multi-attribute standard that measures the degree of sustainability of furniture. This standard evaluates product and company environmental attributes and compliance systems in a wide range of elements which include Materials, Energy & Atmosphere, Human & Ecosystem Health and Social Responsibility. Bank of England products have earned level®, BIFMA's sustainability certification program for furniture, certification through third-party verification against the e3 standard.



The mark of responsible forestry

AIR EMISSIONS




All Bank of England products are supplied air-emissions certified. Contact customer service for information.

FSC®

In 2005, Krug received Forest Stewardship Council® (FSC®) Chain-of-Custody certification for our manufacturing facilities. The FSC® Chain-of-Custody tracks certified wood from seedling to final sale. It signifies that the growth, harvesting and production of goods are entirely achieved through responsible forestry, which guarantees a healthy supply of forest resources for generations to come. Contact customer service for further information, pricing and leadtimes.



Architects, designers, and building professionals can specify FSC®-certified products in order to achieve a point from the U.S. Green Building Council's Leadership in Energy and Environmental Design (LEED) Rating System.

DESCRIPTION/MODEL/FINISHES			COM		COL	FABRIC GRADES			LEATHER		
			1	2	3	4	5	6	7	8	9
	WOOD SEAT										
	177-A	Oak, Cherry	864								
	177-J	Oak, Cherry	978								
		Jury Base									
	REMOVABLE CUSHION										
	178-A	Oak, Cherry	1054	1104	1152	1200	1246	1293	1337	1386	1462
	178-J	Oak, Cherry	1176	1229	1279	1330	1378	1429	1475	1525	1605
		Jury Base									
	UPHOLSTERED SEAT										
	179-A	Oak, Cherry	1054	1104	1152	1200	1246	1293	1337	1386	1462
	179-J	Oak, Cherry	1176	1229	1279	1330	1378	1429	1475	1525	1605
		Jury Base									

DIMENSIONS & COM REQUIREMENTS

	Overall Width	Overall Depth	Overall Height	Seat Height	Height of Arms from Floor	Width between Arms	Seat Depth	Shipping Weight	Cube	COM Yardage
177-A	23.5	24.5	31.5	18.5	28.5	19	17	29	11	-
178-A	23.5	24.5	31.5	18.5	28.5	19	17	29	11	0.75
179-A	23.5	24.5	31.5	18.5	28.5	19	17	29	11	0.75

ORDERING NOTES

For jury base version of this chair, please select model number '177-J' for Wood Seat, '178-J' for Removable Cushion, or '179-J' for Removable Cushion Upholstered Seat.



ORDERING PROCEDURE


To order please specify the following:

1. Krug product model number
2. Fabric name and number
3. Wood finish

Dimensions are in inches and approximate.
Contact Customer Service if dimensions are critical.

BANK OF ENGLAND

For a complete list of standard wood finishes please see page 4.



The mark of responsible forestry



All products are air emissions certified and are available as FSC® certified

krug