

## SEATING & OCCASIONAL TABLES

Price and Specification Guide  
**CANADA**



Effective June 1, 2015

**krug**

# TABLE OF CONTENTS

## GENERAL INFORMATION

2	General Information
4	Finishes & Laminates
5	Krug Textiles - Upholstery Fabrics   Leather
6	Krug Textiles   Luxe Faux Leather
6	Graded-In Upholstery Programs
7	C.O.M.
8	KrugExpress Program
9	Base Styles

## PRICING & SPECIFICATIONS

### 10 Management & Task Seating

11	C5
20	Aqua
26	Dorso E
33	Dorso T
38	Dorso Weave
44	Dorso
51	Me
57	Pan Am
62	Cadence

### 68 Guest Seating

69	Addison
72	Blake
75	Dorso
78	Bali
80	Kita
83	Spence
85	Cadence

### 87 Multi-Purpose Seating

88	Karma
94	Corfu
100	Capri
102	Bank of England

### 104 Barstools & Counter Height Seating

105	Karma
107	Capri

### 109 Lounge Seating

110	Cressida
120	Leyton
131	Zola
149	Sutton
151	Carlyle
153	Brio
155	Sloane

### 157 Benches

158	Tate
164	Zola
173	Carlyle

### 175 Occasional Tables

176	Karma
181	Cressida
184	Leyton
186	Zola
191	Sutton
193	Virtu
195	Millennium
197	Prado
199	Carlyle

# GENERAL INFORMATION

## Terms and Conditions

Net 30 days on approved credit. A late payment charge of 1% per month will be applied on overdue invoices. This charge will be pro-rated to the number of days past 30 days that the invoice is overdue. All applicable sales taxes are extra. Distribution of this price list does not in itself constitute an offer to sell. Orders can be received only from authorized Krug dealers. Acceptance of any order and terms of sale may be established at the discretion of Krug. Deposits are required on orders received from new accounts as well as on large or special orders. Krug reserves the right to discontinue designs, or to change designs, construction, prices, or materials without notice.

## Customer Service Hours

Please note customer service hours are:

8:30 am to 5:00 pm est

1.888.578.KRUG

1.519.748.5177 fax

## Order Acknowledgements

Each order will be acknowledged via e-mail or fax. This acknowledgement is the final agreement between Krug and the customer, superseding all previous communications regarding the purchase order. Where there is a discrepancy on a purchase order between a product code and a description, Krug will make every effort to resolve the discrepancy, but will be ruled by the product code ordered. Please check all acknowledgements for accuracy, and advise Krug of any discrepancies with a purchase order.

## Cancellation

A cancellation can be made only by expressed agreement with Krug. A cancellation fee may be incurred for restocking.

## Dimensions

Dimensions are in inches and approximate, and subject to change without notice. Contact Customer Service if dimensions are critical.

## Blanket Wrapping

Krug will blanket wrap larger seating orders at customer's request. Please indicate on your purchase order and contact Customer Service.

## Storage Charges

Krug reserves the right to assess a nominal storage charge if a customer does not accept shipment of an order within a week of the ship date.

## Contact Information

Phone: 1.888.578.KRUG (5784)

Fax: 1.519.748.5177

Purchase Order Fax: 1.888.236.4783

Purchase Order E-mail: orders@krug.ca

Web: www.krug.ca

E-mail: solutions@krug.ca

## Installation Support

For assistance please contact Technical Support at 1-888-578-5784 x216 or e-mail installationhelp@krug.ca and you will be directed to the appropriate installation support person.

## Pricing

Krug endeavors to ensure that all prices in this price list reflect accurately our current prices. However, errors do occur and will be rectified through notices to the field. Krug reserves the right to acknowledge pricing that may be different from the price list.

## Warranty

Krug warrants the construction and the finish of all our products to be free from defects in materials and workmanship for a period of 10 years from the date of purchase. This warranty is applicable to products in use

by their original purchaser. This warranty does not apply to components and materials not manufactured by Krug: these are subject to the specific warranties of their manufacturers (if any). Textile (fabric, leather, vinyl, or any other covering material) suppliers do not guarantee their products for durability and color fastness, and nor does Krug. Casters, mechanical and electrical components have a warranty of five years from the date of purchase. The Krug warranty does not apply to COM-specified materials, damage caused by a carrier other than Krug, or variation in wood finishes due to natural wood color variation. Krug cannot be held responsible for variations in fabric dye lots from order to order. All fabric is carefully inspected when it is received, but a degree of variation in color should be expected. Repairs or replacement of any defect covered under this warranty by Krug will be made, at our option and method, at no charge to the original purchaser during the warranty period. Krug's judgement is final and binding with respect to the nature or cause of defects or damage, and the necessity or manner of repair or replacement.

This warranty does not apply to defects or damage resulting from:

- normal wear and tear occurring with the use of the product
- negligence, misuse, excessive use, alteration, improper cleaning or repair
- substitution or use of incorrect or unauthorized components or material
- handling or installation that is incorrect, or that causes damage or defect
- damage incurred by a freight carrier other than Krug
- wearing of finishes and fabrics, and normal variations in materials (including dye lot variations)
- properties of natural materials, including wood and leather
- exposure to environments with uncontrolled temperature and humidity (products must be transported, stored and used in climate-controlled conditions)

## Export Packaging

Krug is pleased to provide the option for export packaging on all our products, to provide additional protection from damage.

Export packaging is provided at an upcharge of 5% of the net selling price per item.

Export Packaging is STRONGLY RECOMMENDED for:

- (A) all shipments outside of the lower 48 states and Canada.
- (B) all shipments that will be held in storage for an extended period prior to installation.

**Important:** Please note that Krug will not be responsible for damage claims on product shipped or stored in the above conditions but where export packaging has not been utilized.

Please contact Customer Service for specifications or any other assistance regarding export packaging.

## Freight Terms and Conditions

1. All product is shipped FOB the Krug factory. Freight is either pre-paid to the destination (dealer's dock or territorial warehouse, where available) or not pre-paid, depending on established customer specific freight terms.

2. Docks at the selected delivery location must be equipped to handle a 53' trailer. If a dock is inadequate for delivery by Krug, Krug will re-deliver to another local location and any additional costs will be charged to the customer.

3. When a Krug territorial warehouse (where available) is selected as the default delivery location, it is understood that Krug pays freight cost to the territorial warehouse only, and no further. The Customer is responsible for all charges from this point.

## **Freight Terms and Conditions, con't.**

4. For all deliveries, it is understood that Krug or its agent is making a dock delivery only (equipped to handle a 53' trailer), and any further work of truck unloading, delivery beyond the dock, installation, and removal of packaging is not authorized or paid for by Krug.

5. Drop shipments to the installation site, and timed deliveries, are available on larger shipments (full truckloads or slightly less) at no additional charge. Drop shipments or timed deliveries for smaller shipments may not be available, or if available will require a surcharge. Deliveries on an after hours basis, or on weekends, or any other special requirements, may be subject to a surcharge. Location and contact information, and the requested time of delivery, is required at least one week prior to the acknowledged shipment date. If this information is not provided one week in advance, or if the location or time of the drop shipment is changed less than one week in advance, a surcharge may be applied, and/or the drop shipment may not be scheduled. For deliveries requested Monday to Thursday after 5:00 pm, please apply a surcharge of \$250/shipment. For deliveries requested Monday to Friday before 7:00 am, please apply a surcharge of \$250/shipment. For deliveries requested Friday (after 3:00 pm) or weekends, please apply a surcharge of \$500/shipment. (local times).

6. For all deliveries - whether to the Customer location or drop shipment - any circumstances that result in the delay of our carrier (including unsuitable receiving facilities, or facilities not open or available), service charges will be applied at the rate of \$75/hour. Where re-delivery is necessary because of these circumstances, the full cost of re-delivery will be charged. If Less Than Truck Load is delivering, one hour is allocated to unload. Any additional time required to unload after the first hour is \$75/hour. If a Truck Load is delivering the order, three hours is allocated to unload. Any additional time required to unload is \$75/hour. Direct deliveries to site for large orders are possible, (must exceed \$60,000 net), and accommodate 48 - 53' trailers. Krug is responsible for delivery to the approved delivery address. If an address change is required, this must be authorized by Krug 5 business days prior to ship date. Any additional delivery costs incurred after this time will be charged to the customer.

## **Product Strength and Durability Testing**

All management seating meets or exceeds the testing requirements of ANSI/BIFMA X5.1-2011. All lounge seating meets or exceeds the testing requirements of FNAE-80-214A. Specific test results and documentation are available on request.



## **Customer Satisfaction**

It is the primary goal of Krug and our staff to ensure the complete satisfaction of our customers with our products and performance. If a problem arises with a Krug product after the expiration of the limited warranty period, Krug will exercise its best efforts to achieve the satisfaction of the customer in a manner that is fair to all concerned.

## **Damaged Shipments**

All Krug product is well engineered, carefully inspected, and expertly loaded onto our trucks at our Distribution Center. If you receive any damaged freight, we ask that you do not refuse the shipment. Krug is not responsible for damage to goods that occurs in transit or storage. It is the purchaser and/or receiver's responsibility to examine the goods upon receipt and to notify Krug of any damages, overages or shortages. Any discrepancies should be noted on the Bill of Lading. The delivering carrier will not accept responsibility for shortages or

damages if signed "clear". Notification of concealed damage claims must be made to Krug Distribution within 5 days of delivery, along with digital pictures if available. All product and packaging must be available for inspection. Krug liability ceases after 5 business days and Krug will not be responsible for concealed damages if shipments are left unopened. Krug is not responsible for the condition of product that is stored or installed in an environment where temperature and humidity are not controlled.

## **Field Product Report Authorization**

Krug's written authorization, in the form of an FPR number, must be obtained prior to incurring charges of any kind if Krug is expected to pay these charges. This includes authorization for field repairs and replacements, installation and delivery charges. Krug reserves the right to have its representative inspect product related to any request for such authorizations, prior to that authorization being provided. Deductions from invoices paid for any charges to Krug, without prior written authorization in the form of an FPR, will not be accepted. Digital photographs may be required to complete the FPR process.

## **Returns**

No merchandise may be returned without Krug's prior written consent. In the event of an authorized return, a Field Product Report (FPR) number will be issued, and a restocking charge will apply. Return transportation charges must be prepaid. Unauthorized returns will not be accepted and will be returned freight collect. All merchandise being returned must be properly packaged in its original or comparable replacement packaging to ensure protection of the product during handling and transportation. Returns on orders duplicated by the customer must be received in their original packaging to be accepted. Product being returned where Krug has authorized its liability for replacement or repair will be thoroughly inspected on its return, and the results compared to the reason for the return stated on the FPR. Any discrepancies, such as additional damage, signs of usage, missing parts, etc., will result in an adjustment to the amount of credit issued.

## **Custom Capabilities**

Over 15% of our orders involve some type of custom work, and we invite our customers to make use of our extensive capabilities.

These include:

- 1) Dimensional customization of standard size products
- 2) Custom finishes
- 3) For larger orders, completely custom-designed products, as well as non-standard wood species can be specified.

Custom orders may require additional production lead times. Contact Engineering at the e-mail address [engquotes@krug.ca](mailto:engquotes@krug.ca).

## **Care and Maintenance Leather**

Leather is a natural product and requires very little care during use. Most stains can be removed with a clean dry cloth. For stubborn spots and stains, use a mild non-detergent cleaner, rinse well and let air dry naturally. Do not use saddle soap, cleaning solvents, furniture polish, oils, varnish, abrasive cleaners, soaps or ammonia waters.

## **Fabric Upholstery**

Professional upholstery cleaning is recommended.

## **Flammability Standards for Krug Fabric Program**

- Passes State of California Technical Bulletin CAL 117-2013

# WOOD FINISHES & LAMINATES

## WOOD FINISHES

Standard wood finishes are:

### Finishes on Beech

Appalachian Cherry  
American Cherry  
Imperial Cherry  
Light Cherry  
Medium Cherry  
Natural Cherry  
Sable Cherry  
Standard Cherry  
Light Oak  
Harvest Oak  
Mahogany  
Mellow Oak  
Espresso  
Cordovan Walnut  
Natural Walnut  
Regular Walnut  
Dark Walnut  
Clear Beech  
Medium Anigre

### Finishes on Maple

Clear Maple  
Honey Maple  
Wheat Maple

## PALETTE FINISHES

Black  
White  
Sand  
Soft Green  
Steel Blue  
Slate

## IN-STOCK LAMINATES

Krug's in-stock laminates are available in 16 laminate selections. There are 8 wood grain laminates, 4 solid color laminates in a selection of popular shades and 4 Exotic laminates offering a distinguished appearance. Exotic laminates are subject to minimum order quantities and extended lead times.

Wood Grain		Solid Laminates	
Name & Number	Supplier	Name & Number	Supplier
Corretto Cherry HP-288-N	Pionite	Black T203	Arborite
Mocha Cherry HP-341-N	Pionite	Shadows T201	Arborite
Monticello Maple 7925	Wilsonart	White D354-60	Wilsonart
Nightfall WX421-N	Pionite	Almond T445	Pionite
Samba Cherry T460	Arborite		
Shiraz Cherry T472	Arborite		
Sugarloaf Maple T630	Arborite		
Exotic Laminate			
Name & Number	Supplier		
Backwoods Sycamore HP689-N	Pionite		
Edgewood Sycamore HP690-N	Pionite		
Gunstock Walnut WW971-N	Pionite		
Thunderstorm HP-359-N	Pionite		

## Non-Stocked Laminates

For specific lead time and application questions, please contact Krug Customer Service for your requirement. Upcharges will be applicable for non-stocked laminates, depending on their cost. Non-stocked laminates may be subject to minimum orders sizes.

Wood is a natural product with inherent color variations that will never be fully mitigated by the finishing process. Please anticipate variation in colors within a single unit, from piece to piece, and from Krug wood finish samples. If a very close match is required, a sample must be provided with the order and an upcharge will apply. Exact color matches are not possible.

### Custom Wood Finishes

Add 10% list to your order for special finishes, a minimum upcharge is \$500 list per finish per order. (For example, on all orders up to \$5000 list an upcharge of \$500 will apply, on orders \$5000 and up add 10% list to order.)

Special finish upcharges on seating products are calculated on a grade 1 value. For orders with special finishes, a sample that is a minimum 3" by 3" must be received with the order. Special finishes may add additional lead time to production schedules. Since wood is a natural product, some variations in grain, color and stain acceptance will occur. In our finishing processes, we try to minimize variations, but some variation between samples and finished goods should be anticipated.

### Dual Finishes

Add 10% list per item if specifying dual finish.

### Standard Wood Finishes

No upcharge will be applied when specifying a finish available as standard on one species onto maple seating and occasional tables. Clear finishes are not available on other species since they are a clear finish on top of the natural veneer color.

### Finish Durability

The Krug Enduraguard finish, is a proprietary catalyzed varnish formulation, and has been repeatedly shown, through independent laboratory testing, to be the industry leader in durability and abrasion resistance. The Krug finish looks better longer than competitors, and is uniquely suited to the demands of healthcare environments.

## Krug Textiles - Fabric Program

Krug Grade 1, 2 and 3 fabrics are also available on a cut yardage basis.

### Grade 1

Perk	Vox	Fuse	Expo
Auburn	Bark	Azurean	Festive
Cabana	Black	Carmine	Fog
Cedar	Cocoa	Cress	Latte
Crimson	Downpour	Ginger	Leaf
Dijon	Eco	Iris	Lemon
Ebony	Frothe	Lunar	Oasis
Flint	Goldenrod	Malted	Raspberry
Patriot	Honest	Morel	Sky
Pewter	Hot	Pepper	Spirit
Regal	Limelight	Pimento	Sprout
Sesame	Morel	Pristine	Tuxedo
Walnut	Mystic	Saffron	Viola
	Navy	Walnut	Zest
	Oat		
	Par		
	Ruby		
	Snap		
	Turquoise		

### Grade 2

Epic	Bangle	Lineup
Azure	Baltic	Baltic
Capri	Cork	Fern
Espresso	Granite	Pewter
Flare	Orchid	Sandstone
Granite	Sable	Shadow
Jute	Suede	Spice
Kiwi	Teak	Tranquil
Limestone		
Pearl		
Porcini		
Regal		
Slice		
Steel		

### Grade 3

Solace	Current	Clang	Kinney
Almond	Birch	Amber	Coffee
Azul	Cadet	Claret	Frappe
Blaze	Eclipse	Clove	Glacier
Carmine	Espresso	Cress	Mineral
Celadon	Moss	Flint	Nectar
Cinder	Pecan	Malt	Steel
Earth	Plum	Raven	Valentine
Ebony			
Fossil			
Gilded			
Indigo			
Ivory			
Mineral			
Pear			
Peony			

## Krug Textiles - Leather Program

### Grade 8

Black	K13.1000	Graphite	K13.4000
Stone	K13.3000	Espresso	K13.8000
Sand	K13.5000	White	K13.9000

Please contact Customer Service for specific information on leathers, available colors and lead times.

**Krug Textiles - Faux Leather Program****Grade 2**


---

White	Bisque	Sprig
Cream	Chocolate	Chinchilla
Parchment	Black	Steel
Sandstone	Earth	Grey
Vanilla	Brick	Lagoon
Taupe	Wine	Pacific Blue
Mocha	Garnet	Navy
Tan	Rust	Plum
Chestnut	Citron	

## GRADED-IN UPHOLSTERY PROGRAMS

Krug has partnered with several textile brands to grade in their offerings, designed to provide a wide range of upholstery selections for our seating products.

Upholstery pricing and availability is subject to change without notice. We grade this upholstery according to the pricing of the fabric suppliers - when their pricing changes, the Krug grade may change.

When placing an order, a Krug customer must specify the complete upholstery number, along with the appropriate Krug model number and finish. Krug will supply the complete product at the prices listed. Orders specifying graded-in upholstery cannot be cancelled once the upholstery has been ordered.

**Upholstery Grades**

To determine the price of a product for graded-in upholstery, use the reference lists located on Krug's website under - Products - Textiles, to view the upholstery grade (1-9). Krug is not responsible for the discontinuation of this upholstery. Please contact Customer Service for information on upholstery not listed.

When two upholstery selections are specified for use on seating, the higher grade upholstery price will apply to the order.

High Performance upholstery; Polyurethane, Vinyl or Crypton, is particularly suitable for healthcare and other intensive-use environments.

**Upholstery Samples**

If you require additional samples or memos for presentation, please contact fabric supplier directly.

**Flammability Standards**

- Tunnel Test Surface Ratings Class A rating
- Class 1 UFAC
- Passes State of California Technical Bulletin CAL 117-2013

Please contact fabric supplier directly for further flammability information pertaining to specific upholstery.

**Special Conditions**

Acknowledgements will give the estimated delivery date of the finished product. Some upholstery is imported, and availability may affect estimated delivery time. For large projects, please contact fabric supplier directly for availability of yardage.



# CUSTOMER'S OWN MATERIAL - C.O.M.

## Customer's Own Material (COM/COL)

COM/COL must be received three weeks prior to the acknowledged ship date. Orders with COM/COL not received by the required deadline will be delayed.

A description of the upholstery cover, including supplier name, pattern name, upholstery cover name and color number must be included with the purchase order.

COM/COL testing requires 3 business days and samples are to be directed to Customer Service. The customer has the option of providing the sample COM/COL before, at time of order, or once the sample COM/COL is received. If the customer does not send a sample for approval in advance of sending actual material, Krug will not be responsible for the cost of any upholstery cover or other material that it determines to be unsuitable for the product or our process.

When the COM/COL upholstery cover is received at Krug, it must be clearly identified with the upholstery cover name and color, and tagged with name of the Krug customer and purchase order number. Krug will inspect all COM/COL upholstery covers when received to determine if it will be suitable for upholstery. Where Krug feels that the upholstery cover or leather specified will compromise the quality or integrity of our products, customers will be contacted to direct these concerns. Further, Krug reserves the right to refuse to accept and use any COM upholstery covers or leathers that will compromise our products in any way that is unacceptable to Krug. Krug cannot assume responsibility for the durability or tailoring quality of customer's own material.

Yardage specified in this price guide is approximate. In the case of multiple product orders, multiply the number of items by the COM yardage specified to determine upholstery cover required, unless otherwise indicated. Additional yardage may be needed if the material is less than 54" wide, or patterned or striped and requires matching. All COMs are cut "up the roll" unless otherwise stated by the customer. All striped upholstery covers will be applied vertically unless otherwise stated by the customer and after approval by Krug. Krug will not be responsible for directional or positional problems with its application of COM material, unless it has been provided with explicit instructions by the customer. Special instructions should be sent to Krug Customer Service, including a sample (or photocopy) of the upholstery cover. Krug is not responsible for instructions sent with the upholstery cover rolls, or for the method of upholstery if no instructions have been provided.


Price increases and freight charges to COM/COL acquired on the customer's behalf will be passed onto the customer.

## Application of Directional Upholstery cover

Some COM upholstery covers will be considered directional by Krug even though they are not considered directional by the supplier. All COMs are automatically cut "up the roll" unless otherwise stated by the customer (please see below).



Standard-Cut  
"up the roll"



Non-Standard-Cut  
across the roll "railroad"

## COM/COL Shipping Procedures

For seating COM/COL upholstery covers, please send upholstery covers to:

Krug Inc.  
111 Ahrens Street  
Kitchener, Ontario  
Canada N2H 4C2  
**Attention: RECEIVER**

COM/COL orders cannot be scheduled into production until the upholstery cover has arrived and inspection is complete.

All packages must be clearly marked **"For Customs Clearance by Russell A. Farrow Custom Brokers"**.

According to the North American Free Trade Agreement (NAFTA), goods shipped between the United States and Canada can qualify for exemption from all duties, or for a reduction in duties, if the goods can be proven to originate in either the United States, Canada or Mexico.

Canada Customs requires that a NAFTA Certificate of Origin and a Commercial Invoice be completed and sent with the upholstery cover shipment. The Commercial Invoice must clearly state the description of the upholstery cover, the selling price, the make-up or content, and the purchaser. The absence of these two documents will delay the shipments at the U.S./Canada border, thereby potentially delaying the customer order. If the total value of the shipment is less than \$1200 U.S., Customs will accept a Low Value Statement of Origin in place of the NAFTA Certificate of Origin. The Low Value Statement must be signed by a representative of the exporting company. This statement may either be included on the commercial invoice or attached to the invoice.

Krug is happy to answer any questions or concerns about COM/COL shipping procedures and the required documents. Please contact our Customs Specialist at 1.888.578.5784.

## CAL 133 & Moisture Barrier

California Technical Bulletin 133 is a flammability test for seating. Krug offers a compliance method which, in combination with non-flammable upholstery covers, may enable the products to meet certification requirements for this test. This process at the same time also provides the products with a Moisture Barrier - a treatment that helps to prevent the passage of liquids and moisture to inside of upholstered components - thereby conferring sanitary and anti-infection benefits. So when CAL 133 is specified, the product also automatically has a Moisture Barrier, and when a Moisture Barrier is specified, the product also features the compliance method and low flammability features of CAL 133.

The application of this upcharge and the compliance method does not mean that the specific configuration of product and upholstery cover are tested and officially certified as being CAL 133 compliant. If official certification is required, Krug will provide this (through an independent certified testing laboratory) at a charge of \$700 per item, plus the cost of the product to be tested. Lead time for certification testing is typically 4-8 weeks. Krug assumes no responsibility for the testing of our products in combination with upholstery covers, or for the results of any testing conducted. Some specific configurations of product and upholstery have already been tested. Please contact Customer Service for additional information.

## C.O.L. Yardage

To calculate C.O.L. yardage required, please use the following conversions based on COM yardage: Leather must be ordered in square footage.

- 17 square feet in a yard
- Approx. 3 yards in a hide
- Approx. 51 square feet in a hide
- Please use grade 3 pricing for COL

## COM APPROVAL PROCESS:

The approval process is as follows:

1. A sample of the COM fabric must be provided to Krug Customer Service prior to or at time of order.
2. The sample will be reviewed and the customer advised if the fabric is unsuitable.
3. The COM fabric will be inspected when received at the factory to identify any further concerns with its suitability.



## CUSTOMER'S OWN MATERIAL - C.O.M.

### Upholstery Cover Yardage Calculation

To calculate yardage required for COM and other non-standard upholstery cover orders, please contact Krug Customer Service at 1.888.578.5784.

Unless otherwise stated, upholstery cover rolls are assumed to be a minimum 54" wide. Please use the guide below to calculate the percentage of extra upholstery cover required to cover large repeats. The repeat is calculated by adding both the vertical and horizontal measurements together and then referring to the chart below for extra yardage required.

FABRIC	2"-14"		15"-19"		20"-27"		28"-36"	
	Plain	Repeat	Repeat	Repeat	Repeat	Repeat	Repeat	Repeat
54	0%	10%	15%	20%	25%			
53-50	16%	20%	25%	30%	35%			
48	16%	25%	30%	35%	40%			
45	40%	50%	55%	60%	65%			
36	50%	60%	65%	70%	75%			

## KRUG EXPRESS

### PROGRAM DETAILS

*KrugExpress* orders are ready to ship by the date acknowledged. Delivery and shipping schedules may result in actual shipping of orders at a later date. Statutory holidays and scheduled factory vacations may add to acknowledged lead times of *KrugExpress* orders. Unless otherwise specified on the order, the customer's standard method of shipping Krug products will be utilized.

Available factory capacity for *KrugExpress* is filled by orders received on a "first come, first serve" basis. If the normal *KrugExpress* lead time is not available for your order because available capacity has been filled, you will be immediately advised of the earliest available ready-to-ship date. Please consult your Customer Service representative in advance if you wish to confirm the specific lead time availability for a *KrugExpress* order.

Orders must be received by midnight of a given day for that day to be considered the official day the order is received. Order lead times are acknowledged from the date the order is received, but not including the date the order is received.

*KrugExpress* orders must be "clean" when received in order to be considered officially received on a given day, and lead times will be acknowledged from the date orders are determined to be "clean".

Changes to *KrugExpress* orders are not allowed under any circumstances.

Orders for product on *KrugExpress* must clearly state: "*KrugExpress*".

COM and graded-in upholstery is available on *Krug Express*. Orders are scheduled on *Krug Express*, and given the best available date, when the upholstery is received at Krug. Some conditions apply.

### SEATING & OCCASIONAL TABLES PROGRAM

Orders for seating products on the *KrugExpress* program may be subject to quantity maximums. Please contact Krug Customer Service for more information.

Quantity maximums are dependent upon available capacity, in order to insure that we ship all orders on time. Please note that the CAL 133 option is not available on *KrugExpress*.

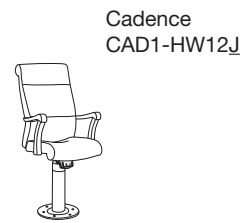

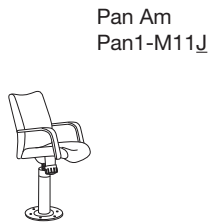
Only standard wood finishes are available for *KrugExpress* orders. Laminates are not available on *KrugExpress*.

*Krug Express* includes all Krug seating and occasional tables as well as Krug conference and casegood products to complement this seating offering.

## BASE STYLES

Base Styles	Description
<b>Black Nylon</b>	5 blade glass reinforced molded nylon base with 2 1/4" hooded dual wheel casters.
<b>Polished Aluminum</b>	5 blade polished cast aluminum base with 2 1/4" dual wheel casters (upcharge of \$110 applies.)
<b>Seat Slider</b>	Seat slider mechanism featuring a 2" range of adjustment front to back when seated. The lever to activate this feature is located under the seat of the user's left side and is activated by a simple twist of the knob.
<b>Wood</b>	5 blade steel bar stock base with finished wood caps and 2" black hooded dual wheel casters.
<b>Chrome</b>	5 blade polished chrome base with 2 1/4" dual wheel casters.
<b>Jury Bases</b>	Jury Bases assembly consists of a black 9" diameter conical/cast base for permanently mounting a chair to the floor. Into the base is inserted a black pneumatic gas cylinder with self returning action from rotation, and self returning height feature when exiting the chair. Allows for full 360 degree rotation. Limited degrees of rotation are not available.

### Jury Bases



## LOUNGE SEATING

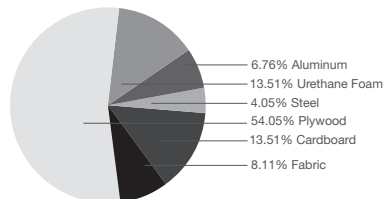
110	Cressida
120	Leyton
131	Zola
149	Sutton
151	Carlyle
153	Brio
155	Sloane

# CRESSIDA | LEED CI CREDIT SUMMARY

## CRESSIDA LOUNGE



### MATERIAL CONTENT:



PRE-CONSUMER  
RECYCLED CONTENT - 4.22%

POST-CONSUMER  
RECYCLED CONTENT - 14.49%

Up to 24.32% of this Cressida product is recyclable at the end of its useful life.

### CONTRIBUTES TO

CREDIT 2.1 - 2.2	Construction Waste Management	1-2 point(s)
CREDIT 3.3	Resource Reuse	1 point
CREDIT 4.1	Recycled Content	1 point
CREDIT 4.5	Low Emitting Materials, Systems & Seating	1 point
CREDIT 5.1	Regional Materials*	1 point
CREDIT 7	Certified Wood (MUST BE REQUESTED)	1 point(s)

## level® CERTIFICATION, AIR EMISSIONS AND FSC® CERTIFICATION



### level® CERTIFICATION

BIFMA's e3 Furniture Sustainability Standard is a voluntary, multi-attribute standard that measures the degree of sustainability of furniture. This standard evaluates product and company environmental attributes and compliance systems in a wide range of elements which include Materials, Energy & Atmosphere, Human & Ecosystem Health and Social Responsibility. Cressida products have earned level®, BIFMA's sustainability certification program for furniture, certification through third-party verification against the e3 standard.



FSC® C021699

The mark of responsible forestry

### AIR EMISSIONS

All Cressida products are supplied air-emissions certified. Contact customer service for information.

### FSC®

In 2005, Krug received Forest Stewardship Council® (FSC®) Chain-of-Custody certification for our manufacturing facilities. The FSC® Chain-of-Custody tracks certified wood from seedling to final sale. It signifies that the growth, harvesting and production of goods are entirely achieved through responsible forestry, which guarantees a healthy supply of forest resources for generations to come.

Contact customer service for further information, pricing and leadtimes.



Architects, designers, and building professionals can specify FSC®-certified products in order to achieve a point from the U.S. Green Building Council's Leadership in Energy and Environmental Design (LEED) Rating System.

# CRESSIDA | LOUNGE FEATURES & OPTIONS



## CLEAN OUT

Cressida lounge seating models have a built-in clean out feature: a space at the back of the seat that allows dirt, debris and liquid to fall to the floor for easy clean up and maintenance - designed so that it does not detract from the comfort or appearance of the product.



## ANTI-MICROBIAL FINISH

Cressida wood surfaces come with an anti-microbial finish that inhibits the growth of some molds and mildews. Surfaces coated in this finish support the reduction of fungal growth, and spores from germs, microbes and bacteria.



## ARMS AND ARMLESS

Cressida features five arm options; Armless, Open Arm, Open Arm Polymer Arm Cap, Closed Arm, Closed Arm Polymer Arm Cap. Polymer arm cap is available in Black or Grey.



## POLYMER ARM CAP

Available in Grey and Black colors, the Arm Cap is field- replaceable if necessary.

## GLIDES

Cressida Lounge arm and armless versions are standard with non-marring nylon glides.

## LATEX FREE

Krug products are made with latex-free materials to prevent the allergic reaction that latex causes in some people.

## WEIGHT CAPACITIES

Cressida weight capacities are as follows:

- One-Seat-350 lbs
- One-Seat (Bariatric) -750 lbs
- One-Seat Plus - 350lbs
- One-Seat Plus (Bariatric) - 750lbs
- Two-Seat - 525 lbs
- Two-Seat (Bariatric) - 975lbs
- Three-Seat - 850 lbs
- Three-Seat (Bariatric) - 1200 lbs

## REMOVABLE AND REPLACEABLE COVERS

Cressida Lounge Chairs are available with Removable Seat and Removable Back Covers, see page 112 for upcharges.

## FINISH DURABILITY

The Krug Enduraguard finish, a proprietary catalyzed varnish formulation, has been repeatedly shown, through independent laboratory testing, to be the industry leader in durability and abrasion resistance. The Krug finish looks better longer than competitors, and is uniquely suited to the demands of healthcare environments.

## REPLACEABLE COMPONENTS

Cressida Lounge chairs are uniquely designed to allow virtually all components to be field replaced, providing a very cost effective means to significantly extend the life of the product. Seats, backs and arms are field replaceable.



## OPTIONS

### CASTERS

Cressida Lounge is available with the option of casters. Caster option comes with the two rear casters locking as standard.



### PUSH BAR

This is a option on Cressida lounge when ordered with casters, ergonomically designed to assist care-giving staff in the movement and operation of the chair, and reduce back strain on the caregiver. The push bar is powder-coated steel in Silver Metallic finish.

### TABLETS

Optional Tablets are available on the Cressida Lounge & Modular in veneer, glass, high pressure laminate, solid surface and palette finishes. The Cressida tablet can be fastened to the Cressida Lounge & Modular chairs by the Universal Tablet Mount (mounted left or right), to existing legs and features an elliptical shape of 16 1/2" x 11 1/2" x 3/4" in size. The Cressida Tablet has a turning radius of 360 degrees, which accommodates any worksurface angle.

### COMBINATION UPHOLSTERY

More than one upholstery cover within the same unit, is an option on all Cressida upholstered products. When combination upholstery is with upholstery of the same grade or COM, an upcharge for dual fabrics is **\$22 list** per unit and **\$44 list** per unit for three fabrics. When graded in combination upholstery is selected, use the highest grade upholstery selected or contact Customer Service for a quote -please provide the fabrics specified and a description of where each fabric is to be applied on the product in order to obtain a quote.

### MOISTURE BARRIER & CAL 133

California Technical Bulletin 133 is a flammability test for seating. Krug offers a compliance method, in combination with non-flammable upholstery covers, may enable products to meet certification requirements for this test. This process at the same time also provides the products with a Moisture Barrier - a treatment that helps to prevent the passage of liquids and moisture to inside of the upholstered components - thereby conferring sanitary and anti-infection benefits. So when CAL 133 is specified, the product also automatically has a Moisture Barrier, and when a Moisture Barrier is specified, the product also features the compliance method and low flammability features of CAL 133. The application of this up-charge and the compliance method does not mean that the specific configuration of product and upholstery cover are tested and officially certified as being CAL133 compliant. If the official certification is required, Krug will provide this (through an independent certified testing laboratory) at a charge of \$700 per item, plus the cost of the product to be tested. Lead time for certification testing is typically 4-8 weeks. Moisture Barrier & CAL 133 is available for an upcharge of **\$44 list** per yard.

### REMOVABLE AND REPLACEABLE COVERS

Cressida Lounge Chairs are available with removable seat and back covers. See page 112 for upcharges.

# CRESSIDA | LOUNGE

## DIMENSIONS & COM REQUIREMENTS

	Overall Width	Overall Depth	Overall Height	Seat Height	Height of Arms from Floor	Width Between Arms	Seat Depth	Shipping Weight Open Arm	Shipping Weight Closed Arm	Cube
<b>WITH ARMS</b>										
One-Seat	29.5	30.5	32.5	17.25	25.75	23	19.75	52	74	22
One-Seat Plus	36.5	30.5	32.5	17.25	25.75	30	19.75	62	84	34
Two-Seat	52.25	30.5	32.5	17.25	25.75	45.75	19.75	81	103	34
Three-Seat	75	30.5	32.5	17.25	25.75	68.5	19.75	104	126	49
<b>ARMLESS</b>										
One-Seat	23	30.5	32.5	17.25	-	-	19.75	47	-	22
One-Seat Plus	30	30.5	32.5	17.25	-	-	19.75	57	-	34
Two-Seat	45.75	30.5	32.5	17.25	-	-	19.75	76	-	34
Three-Seat	68.75	30.5	32.5	17.25	-	-	19.75	99	-	49

Note: Cressida bariatric two-seat and three-seat units have the same dimensions as the regular two-seat and three-seat units.

## COM - YARDAGE REQUIREMENTS

	COM Yardage Seat, Back & Arms	COM Yardage Seat & Back	COM Yardage Seat Only	COM Yardage Back Only	COM Yardage Closed Arms (2) Only
One-Seat - One Chair	5	2.7	1.27	1.83	2.9
One-Seat - Two Chairs	9.7	5	2.03	2.7	5.8
One-Seat - Three Chairs	14.7	7.75	3.57	4.53	8.7
One-Seat - Four Chairs	15.4	10	4.06	5.4	11.6
One-Seat Plus - One Chair	6.4	3.5	1.64	1.9	2.9
One-Seat Plus - Two Chairs	12.8	7	3.28	3.8	5.8
One-Seat Plus - Three Chairs	19.2	10.5	4.92	5.7	8.7
One-Seat Plus - Four Chairs	25.6	14	6.56	7.6	11.6
Two-Seat - One Chair	6.4	4	1.7	2.7	2.9
Two-Seat - Two Chairs	12.8	8	3.4	4.6	5.8
Two-Seat - Three Chairs	19.2	12	5.1	7.3	8.7
Two-Seat - Four Chairs	25.6	16	6.8	9.2	11.6
Three-Seat - One Chair	7.6	5.5	2.6	3.4	2.9
Three-Seat - Two Chairs	15.2	11	4.6	6.4	5.8
Three-Seat - Three Chairs	22.8	16.5	7.2	9.8	8.7
Three-Seat - Four Chairs	30.4	22	9.2	12.8	11.6

Note: Some vinyls, leathers & upholsteries are not suitable for application on Cressida seating. Please refer to page 7 for C.O.M approval process.

## ORDERING NOTES:


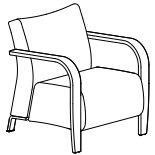

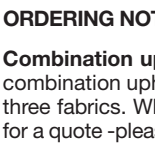
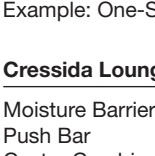
**Combination upholstery** (more than one upholstery cover within the same unit) is an option on all Cressida upholstered products. When combination upholstery is with upholstery of the same grade or COM, an upcharge for dual fabrics is **\$22 list** per unit and **\$44 list** per unit for three fabrics. When graded in combination upholstery is selected, use the highest grade upholstery selected or contact Customer Service for a quote - please provide the fabrics specified and a description of where each fabric is to be applied on the product in order to obtain a quote.

Cressida Lounge Option Upcharges	\$ List		\$ List
Moisture Barrier (per yard)	44	One-Seat Removable Back Covers	105
Push Bar	44	One-Seat Plus Removable Back Covers	158
Caster Combination (2 legs & 2 rear casters)	105	Two-Seat Removable Back Covers	210
Castors (set of 4)	158	Three-Seat Removable Back Covers	315
One-Seat Removable Seat Covers	105	One-Seat - Bariatric Upgrade	63
One-Seat Plus Removable Seat Covers	158	One-Seat Plus - Bariatric Upgrade	84
Two-Seat Removable Seat Covers	210	Two-Seat - Bariatric Upgrade	137
Three-Seat Removable Seat Covers	315	Three-Seat - Bariatric Upgrade	158

**NOTE:** Bariatric Lounge is not available with caster options



# CRESSIDA | LOUNGE

DESCRIPTION/MODEL	SPECIES	COM		COL	FABRIC GRADES			LEATHER		
		1	2		4	5	6	7	8	9
	One-Seat, Armless									
	CRE3-F1ALS1 n/a	1092	1150	1218	1307	1407	1496	1596	1722	1848
	One-Seat, Open Arm									
	CRE3-F1OPS1 Beech, Maple Palette	1255	1323	1386	1465	1570	1670	1769	1885	2016
	One-Seat, Open Arm with arm cap									
	CRE3-F1OPP1 Beech, Maple Palette	1307	1376	1439	1517	1622	1722	1822	1937	2069
	One-Seat, Closed Arm									
	CRE3-F1CLS1 Beech, Maple Palette	1759	1874	1990	2153	2342	2504	2693	2930	3161
	One-Seat, Closed Arm with arm cap									
	CRE3-F1CLP1 Beech, Maple Palette	1811	1927	2042	2205	2394	2557	2746	2982	3213

## ORDERING NOTES:

**Combination upholstery** (more than one upholstery cover within the same unit) is an option on all Cressida upholstered products. When combination upholstery is with upholstery of the same grade or COM, an upcharge for dual fabrics is **\$22 list** per unit and **\$44 list** per unit for three fabrics. When graded in combination upholstery is selected, use the highest grade upholstery selected or contact Customer Service for a quote -please provide the fabrics specified and a description of where each fabric is to be applied on the product in order to obtain a quote.

All Cressida lounge are capable of being upgraded to Bariatric weight capacity. To order please add a "B" after the 4th digit / before the size, and add appropriate upcharge below.

Example: One-Seat – Open Arm = CRE3-F10PS1, to upgrade to Bariatric add a "B" = CRE3-FB10PS1

Cressida Lounge Option Upcharges	\$ List		\$ List
Moisture Barrier (per yard)	44	One-Seat Removable Back Covers	105
Push Bar	44	One-Seat Plus Removable Back Covers	158
Caster Combination (2 legs & 2 rear casters)	105	Two-Seat Removable Back Covers	210
Casters (set of 4)	158	Three-Seat Removable Back Covers	315
One-Seat Removable Seat Covers	105	One-Seat - Bariatric Upgrade	63
One-Seat Plus Removable Seat Covers	158	One-Seat Plus - Bariatric Upgrade	84
Two-Seat Removable Seat Covers	210	Two-Seat - Bariatric Upgrade	137
Three-Seat Removable Seat Covers	315	Three-Seat - Bariatric Upgrade	158


**NOTE:** Bariatric Lounge is not available with caster options

## PRODUCT CODE KEY

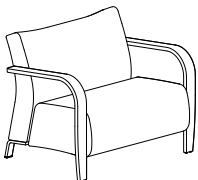
Line	Series	Chair Style	Size	Arm Style	Leg Style
<div>CRE</div> Cressida	<div>3</div> Lounge	<div>F</div> Freestanding	<div>1</div> One-Seat	<div>ALS</div> Armless	<div>1</div> Legs
		<div>FB</div> Freestanding Bariatric	<div>1.5</div> One-Seat Plus	<div>OPS</div> Open Arm	<div>2</div> Casters
			<div>2</div> Two-Seat	<div>OPP</div> Open Arm Polymer Arm Cap	<div>3</div> Caster Combination 2 legs & 2 Rear Casters
			<div>3</div> Three-Seat	<div>CLS</div> Closed Arm	
				<div>CLP</div> Closed Arm Polymer Arm Cap	

# CRESSIDA | LOUNGE

DESCRIPTION/MODEL	SPECIES	COM		COL	FABRIC GRADES			LEATHER		
		1	2		4	5	6	7	8	9




One-Seat Plus, Armless CRE3-F1.5ALS1	n/a	1154	1230	1306	1412	1534	1640	1762	1914	2066
---	-----	------	------	------	------	------	------	------	------	------



One-Seat Plus, Open Arm CRE3-F1.5OPS1	Beech, Maple Palette	1341	1416	1493	1599	1721	1827	1949	2101	2253
--	-------------------------	------	------	------	------	------	------	------	------	------

One-Seat Plus, Open Arm with arm cap CRE3-F1.5OPP1	Beech, Maple Palette	1393	1469	1546	1652	1773	1886	2001	2154	2306
---	-------------------------	------	------	------	------	------	------	------	------	------



One-Seat Plus, Closed Arm CRE3-F1.5CLS1	Beech, Maple Palette	1841	1970	2100	2282	2490	2671	2878	3134	3598
--	-------------------------	------	------	------	------	------	------	------	------	------

One-Seat Plus, Closed Arm with arm cap CRE3-F1.5CLP1	Beech, Maple Palette	1893	2022	2153	2334	2542	2724	2931	3187	3651
---	-------------------------	------	------	------	------	------	------	------	------	------

## ORDERING NOTES:

**Combination upholstery** (more than one upholstery cover within the same unit) is an option on all Cressida upholstered products. When combination upholstery is with upholstery of the same grade or COM, an upcharge for dual fabrics is **\$22 list** per unit and **\$44 list** per unit for three fabrics. When graded in combination upholstery is selected, use the highest grade upholstery selected or contact Customer Service for a quote -please provide the fabrics specified and a description of where each fabric is to be applied on the product in order to obtain a quote.

All Cressida lounge are capable of being upgraded to Bariatric weight capacity. To order please add a "B" after the 4th digit / before the size, and add appropriate upcharge below.

Example: One-Seat - Open Arm = CRE3-F10PS1, to upgrade to Bariatric add a "B" = CRE3-FB10PS1


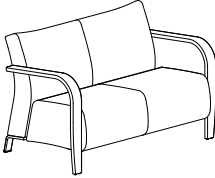

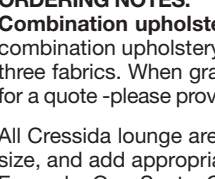

Cressida Lounge Option Upcharges		\$ List		\$ List
Moisture Barrier (per yard)	44	One-Seat Removable Back Covers	105	
Push Bar	44	One-Seat Plus Removable Back Covers	158	
Caster Combination (2 legs & 2 rear casters)	105	Two-Seat Removable Back Covers	210	
Casters (set of 4)	158	Three-Seat Removable Back Covers	315	
One-Seat Removable Seat Covers	105	One-Seat - Bariatric Upgrade	63	
One-Seat Plus Removable Seat Covers	158	One-Seat Plus - Bariatric Upgrade	84	
Two-Seat Removable Seat Covers	210	Two-Seat - Bariatric Upgrade	137	
Three-Seat Removable Seat Covers	315	Three-Seat - Bariatric Upgrade	158	

**NOTE:** Bariatric Lounge is not available with caster options

## PRODUCT CODE KEY

Line	Series	Chair Style	Size	Arm Style	Leg Style
<div>CRE</div> Cressida	<div>3</div> Lounge	<div>F</div> Freestanding	<div>1</div> One-Seat	<div>ALS</div> Armless	<div>1</div> Legs
		<div>FB</div> Freestanding Bariatric	<div>1.5</div> One-Seat Plus	<div>OPS</div> Open Arm	<div>2</div> Casters
			<div>2</div> Two-Seat	<div>OPP</div> Open Arm Polymer Arm Cap	<div>3</div> Caster Combination 2 legs & 2 Rear Casters
			<div>3</div> Three-Seat	<div>CLS</div> Closed Arm	
				<div>CLP</div> Closed Arm Polymer Arm Cap	

# CRESSIDA | LOUNGE

DESCRIPTION/MODEL	SPECIES	COM		COL	FABRIC GRADES			LEATHER		
		1	2		4	5	6	7	8	9
	Two-Seater, Armless									
	CRE3-F2ALS1	n/a	1806	1901	1990	2126	2273	2404	2557	2741 2930
	Two-Seater, Open Arm									
	CRE3-F2OPS1	Beech, Maple Palette	1969	2063	2158	2289	2441	2573	2720	2909 3098
	Two-Seater, Open Arm with arm cap									
	CRE3-F2OPP1	Beech, Maple Palette	2021	2116	2210	2342	2494	2625	2772	2961 3150
	Two-Seater, Closed Arm									
	CRE3-F2CLS1	Beech, Maple Palette	2473	2620	2767	2972	3208	3413	3649	3948 4242
	Two-Seater, Closed Arm with arm cap									
	CRE3-F2CLP1	Beech, Maple Palette	2525	2672	2819	3024	3260	3465	3701	4001 4295

## ORDERING NOTES:

**Combination upholstery** (more than one upholstery cover within the same unit) is an option on all Cressida upholstered products. When combination upholstery is with upholstery of the same grade or COM, an upcharge for dual fabrics is **\$22 list** per unit and **\$44 list** per unit for three fabrics. When graded in combination upholstery is selected, use the highest grade upholstery selected or contact Customer Service for a quote -please provide the fabrics specified and a description of where each fabric is to be applied on the product in order to obtain a quote.

All Cressida lounge are capable of being upgraded to Bariatric weight capacity. To order please add a "B" after the 4th digit / before the size, and add appropriate upcharge below.

Example: One-Seater - Open Arm = CRE3-F10PS1, to upgrade to Bariatric add a "B" = CRE3-FB10PS1


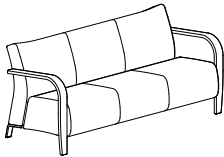
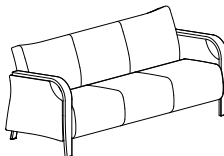
Cressida Lounge Option Upcharges		\$ List			\$ List
Moisture Barrier (per yard)		44	One-Seater Removable Back Covers		105
Push Bar		44	One-Seater Plus Removable Back Covers		158
Caster Combination (2 legs & 2 rear casters)		105	Two-Seater Removable Back Covers		210
Casters (set of 4)		158	Three-Seater Removable Back Covers		315
One-Seater Removable Seat Covers		105	One-Seater - Bariatric Upgrade		63
One-Seater Plus Removable Seat Covers		158	One-Seater Plus - Bariatric Upgrade		84
Two-Seater Removable Seat Covers		210	Two-Seater - Bariatric Upgrade		137
Three-Seater Removable Seat Covers		315	Three-Seater - Bariatric Upgrade		158

**NOTE:** Bariatric Lounge is not available with caster options

## PRODUCT CODE KEY

Line	Series	Chair Style	Size	Arm Style	Leg Style
<b>CRE</b> Cressida	<b>3</b> Lounge	<b>F</b> Freestanding	<b>1</b> One-Seater	<b>ALS</b> Armless	<b>1</b> Legs
		<b>FB</b> Freestanding Bariatric	<b>1.5</b> One-Seater Plus	<b>OPS</b> Open Arm	<b>2</b> Casters
			<b>2</b> Two-Seater	<b>OPP</b> Open Arm Polymer Arm Cap	<b>3</b> Caster Combination 2 legs & 2 Rear Casters
			<b>3</b> Three-Seater	<b>CLS</b> Closed Arm	
				<b>CLP</b> Closed Arm Polymer Arm Cap	

# CRESSIDA | LOUNGE

DESCRIPTION/MODEL		SPECIES	COM 1	2	COL 3	FABRIC GRADES 456			LEATHER 789		
	Three-Seat, Armless CRE3-F3ALS1	n/a	2452	2583	2709	2888	3098	3276	3481	3738	3995
	Three-Seat, Open Arm CRE3-F3OPS1	Beech, Maple Palette	2620	2746	2877	3056	3260	3444	3649	3906	4163
	Three-Seat, Open Arm with arm cap CRE3-F3OPP1	Beech, Maple Palette	2672	2798	2930	3056	3313	3497	3701	3959	4216
	Three-Seat, Closed Arm CRE3-F3CLS1	Beech, Maple Palette	3119	3302	3486	3738	4032	4289	4578	4946	5308
	Three-Seat, Closed Arm with arm cap CRE3-F3CLP1	Beech, Maple Palette	3171	3355	3539	3791	4085	4342	4631	4998	5360

## ORDERING NOTES:

**Combination upholstery** (more than one upholstery cover within the same unit) is an option on all Cressida upholstered products. When combination upholstery is with upholstery of the same grade or COM, an upcharge for dual fabrics is **\$22 list** per unit and **\$44 list** per unit for three fabrics. When graded in combination upholstery is selected, use the highest grade upholstery selected or contact Customer Service for a quote -please provide the fabrics specified and a description of where each fabric is to be applied on the product in order to obtain a quote.

All Cressida lounge are capable of being upgraded to Bariatric weight capacity. To order please add a "B" after the 4th digit / before the size, and add appropriate upcharge below.

Example: One-Seat – Open Arm = CRE3-F10PS1, to upgrade to Bariatric add a "B" = CRE3-FB10PS1

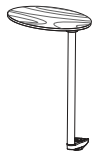



Cressida Lounge Option Upcharges		\$ List			\$ List
Moisture Barrier (per yard)	44		One-Seat Removable Back Covers		105
Push Bar	44		One-Seat Plus Removable Back Covers		158
Caster Combination (2 legs & 2 rear casters)	105		Two-Seat Removable Back Covers		210
Casters (set of 4)	158		Three-Seat Removable Back Covers		315
One-Seat Removable Seat Covers	105		One-Seat - Bariatric Upgrade		63
One-Seat Plus Removable Seat Covers	158		One-Seat Plus - Bariatric Upgrade		84
Two-Seat Removable Seat Covers	210		Two-Seat - Bariatric Upgrade		137
Three-Seat Removable Seat Covers	315		Three-Seat - Bariatric Upgrade		158

**NOTE:** Three-Seat Lounge is not available with caster options

## PRODUCT CODE KEY

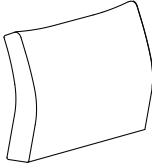
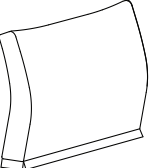
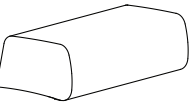
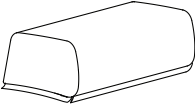
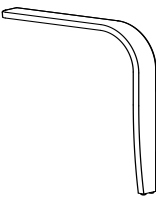
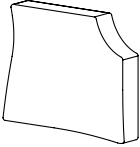

Line	Series	Chair Style	Size	Arm Style	Leg Style
<div>CRE</div> Cressida	<div>3</div> Lounge	<div>F</div> Freestanding	<div>1</div> One-Seat	<div>ALS</div> Armless	<div>1</div> Legs
		<div>FB</div> Freestanding Bariatric	<div>1.5</div> One-Seat Plus	<div>OPS</div> Open Arm	<div>2</div> Casters
			<div>2</div> Two-Seat	<div>OPP</div> Open Arm Polymer Arm Cap	<div>3</div> Caster Combination 2 legs & 2 Rear Casters
			<div>3</div> Three-Seat	<div>CLS</div> Closed Arm	
				<div>CLP</div> Closed Arm Polymer Arm Cap	

## CRESSIDA | TABLET

DESCRIPTION	MODEL	SPECIES	PRICE	WEIGHT	CUBE
	Wood Tablet CRE3 T1	Beech/Maple	410	12	2
	Tablet with Palette Finish CRE3 T2	n/a	305	12	2
	Solid Surface - Designer White Tablet CRE3 T3	n/a	494	15	2
	Laminate Tablet CRE3 T4	n/a	410	12	2


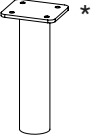

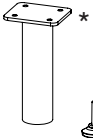

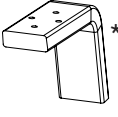





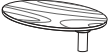



**ORDERING NOTES:** The laminate tablet comes standard with a polymer edge. Please note Cressida Tablets need to be specified right or left when ordering.

# CRESSIDA | REPLACEMENT LOUNGE COMPONENTS

DESCRIPTION	MODEL	COM 1	2	COL 3	FABRIC GRADES			LEATHER			WEIGHT	CUBE
		4	5	6	7	8	9					
	LOUNGE											
	One-Seat Replacement Back CRE3-RB1	498	541	583	643	712	772	840	926	1011	23	4.2
	One-Seat Plus Replacement Back CRE3-RB1.5B	563	608	652	714	785	847	919	1008	1096	28	5.7
	Two-Seat Replacement Back CRE3-RB2	736	799	862	951	1052	1140	1241	1368	1494	38	8.8
	Three-Seat Replacement Back CRE3-RB3	985	1065	1145	1256	1383	1494	1621	1781	1939	52	12
	One-Seat Replacement Back Cover CRE3-RBC1	201	243	286	345	414	474	543	628	714	2.0	1.0
	One-Seat Plus Replacement Back Cover CRE3-RBC1.5	210	254	298	361	432	495	565	654	743	2.5	1.2
	Two-Seat Replacement Back Cover CRE3-RBC2	279	343	406	495	595	684	785	911	1037	3.5	1.8
	Three-Seat Replacement Back Cover CRE3-RBC3	322	402	482	593	720	832	959	1118	1277	5.0	2.5
	One-Seat Replacement Seat CRE3-RS1	421	452	482	524	572	615	664	725	785	28	9.5
	One-Seat Plus Replacement Seat CRE3-RS1.5	545	584	622	676	738	792	854	930	1008	35	12.0
	Two-Seat Replacement Seat CRE3-RS2	654	694	734	790	853	908	972	1052	1131	53	18
	Three-Seat Replacement Seat CRE3-RS3	876	937	998	1083	1179	1264	1362	1484	1605	79	24
	One-Seat Replacement Seat Cover CRE3-RSC1	145	175	206	248	297	339	389	449	509	2.0	1.0
	One-Seat Plus Replacement Seat Cover CRE3-RSC1.5	180	218	257	311	373	426	488	566	643	2.5	1.2
	Two-Seat Replacement Seat Cover CRE3-RSC2	192	232	272	328	391	446	510	590	669	3.5	1.8
	Three-Seat Replacement Seat Cover CRE3-RSC3	245	306	366	452	548	633	731	853	974	5.0	2.5
	Replacement Lounge Front Arm & Leg Open Arm CRE3-LROPS Beech, Maple Palette	128									4.0	1.3
	Open Arm Polymer Cap CRE3-LROPP Beech, Maple Palette	154										
	Replacement Closed Arm Panel CRE3-RCA Beech, Maple	282	316	350	397	452	499	553	622	689	20	3.8
	Lounge Replacement Push-Bar CRE3-RPB	42									2	0.3



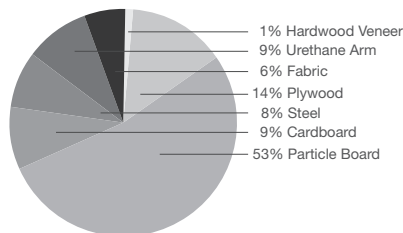
## CRESSIDA | LOUNGE & TABLE REPLACEMENT COMPONENTS

DESCRIPTION	MODEL	PRICE	WEIGHT CUBE	
	Replacement Polymer Arm Cap Black CRE3-RACB	26	1.0	0.5
	Replacement Polymer Arm Cap Grey CRE3-RACB	26		
 	Lounge Replacement Front Leg (for armless version) CRE3-RLAF*	40	0.5	0.5
	Lounge Replacement Front Leg (for armless version) Glide CRE3-RGAF**	13	0.1	0.2
 	Lounge Replacement Bariatric Center Leg CRE3-RLC*	37	0.5	0.5
	Lounge Replacement Bariatric Center Leg Glide CRE3-RCG**	16	0.5	0.5
 	Lounge Replacement Back Leg CRE3-RLB*	54	1.8	0.5
	Lounge Replacement Glide CRE3-RGB**	14	0.1	0.2
 	Lounge Replacement Front Leg (for caster version) CRE3-RLCF*	37	0.5	0.5
	Lounge Replacement Back Leg (for caster version) CRE3-RLCB**	37	0.5	0.5
 	Replacement Casters Non-Locking CRE3-RC1*	51	.75	0.3
	Replacement Casters Locking CRE3-RC2**	51	.75	0.3
	Wood Tablet & Mounting Plate Only CRE3 RT1      Beech/Maple	276	5	0.32
	Tablet with Palette finish & Mounting Plate Only CRE3 RT2      n/a	193	5	0.32
	Solid Surface - Designer White Tablet & Mounting Plate Only CRE3 RT3      n/a	249	7	0.32
	Laminate Tablet & Mounting Plate Only CRE3 RT4      n/a	276	5	0.32

## LEYTON



### MATERIAL CONTENT:



PRE-CONSUMER  
RECYCLED CONTENT = 28.61%

POST-CONSUMER  
RECYCLED CONTENT = 9.91%

Up to 8.81% of this Leyton product is recyclable at the end of its useful life.

### CONTRIBUTES TO

CREDIT 2.1 - 2.2	Construction Waste Management	1-2 point(s)
CREDIT 3.3	Resource Reuse	1 point
CREDIT 4.1	Recycled Content	1 point
CREDIT 4.2	Recycled Content	1 point
CREDIT 4.5	Low Emitting Materials, Systems & Seating	1 point
CREDIT 5.1	Regional Materials*	1 point
CREDIT 7	Certified Wood (MUST BE REQUESTED)	1 point(s)

\*This credit is only applicable if in total 20% of the combined value of the procurement of construction materials and in the furniture are manufactured within a radius of 500 miles. This credit will apply if the installation of the finished product occurs within 500 miles of Kitchener, Ontario.

## level® CERTIFICATION, AIR EMISSIONS AND FSC® CERTIFICATION



### level® CERTIFICATION

BIFMA's e3 Furniture Sustainability Standard is a voluntary, multi-attribute standard that measures the degree of sustainability of furniture. This standard evaluates product and company environmental attributes and compliance systems in a wide range of elements which include Materials, Energy & Atmosphere, Human & Ecosystem Health and Social Responsibility. Leyton products have earned level®, BIFMA's sustainability certification program for furniture, certification through third-party verification against the e3 standard.

### AIR EMISSIONS

All Leyton products are supplied air-emissions certified. Contact customer service for information and upcharges.



The mark of responsible forestry

### FSC®

In 2005, Krug received Forest Stewardship Council® (FSC®) Chain-of-Custody certification for our manufacturing facilities. The FSC® Chain-of-Custody tracks certified wood from seedling to final sale. It signifies that the growth, harvesting and production of goods are entirely achieved through responsible forestry, which guarantees a healthy supply of forest resources for generations to come. Contact customer service for further information, pricing and leadtimes.

In addition, architects, designers, and building professionals can specify FSC®-certified products in order to achieve a point from the US Green Building Council's Leadership in Energy and Environmental Design (LEED) Rating System.



## ARM STYLE

Leyton features four design styles Upholstered Armless, Upholstered Full Arm, Wood Surround Armless and Wood Surround Full Arm.



Upholstered Armless




Upholstered Full Arm



Wood Surround Armless



Wood Surround Full Arm



## LEGS

Leyton Lounge and Tables feature Polished Chrome structural steel legs with non-marring glides.



## REPLACEABLE COMPONENTS

Leyton chairs are uniquely designed to allow major components to be field replaced, providing a very cost effective means to significantly extend the life of the product. Seats, backs, arms and frames are field replaceable, with the only exceptions being the Upholstered Armless, Upholstered Full Arm and Upholstered Front Panel as it is one piece.

## BARIATRIC WEIGHT CAPACITIES

All Leyton seating feature Bariatric Weight capacities.

One-Seat - 750lbs

One & Half-Seat - 750lbs

Two-Seat - 975lbs

Three-Seat - 1200lbs

Leyton has been tested to ANSI / BIFMA.

## ANTI-MICROBIAL FINISH

Leyton Lounge & Tables wood surfaces come with an anti-microbial finish that inhibits the growth of some molds and mildews. Surfaces coated in this finish support the reduction of fungal growth, and spores from germs, microbes and bacteria.

## FINISH DURABILITY

The Krug Enduraguard finish, a proprietary catalyzed varnish formulation, has been repeatedly shown, through independent laboratory testing, to be the industry leader in durability and abrasion resistance. The Krug finish looks better longer than competitors, and is uniquely suited to the demands of high traffic environments.

## OPTIONS

### Designer White -D354SL Solid Surface Arm Cap

Leyton Lounge Full Arm version is available with an optional Solid surface arm cap for an up charge of **\$263 list** per chair. The Solid Surface Arm Cap is field replaceable.



### TABLET

Leyton Solid Surface tablet can be specified left or right as seated. The tablet can be used alone or with solid surface arm cap and is 1/2" thick.




### CUP HOLDER

Durable and convenient, Leyton lounge is available with a solid surface cup holder. Cup holder option can be specified left or right as seated, alone or integrated with solid surface arm cap. Outside diameter is 4" and inside bottom diameter is 3 1/4".



### PUSH BAR

This is an optional feature on Leyton One Seat lounge chairs, designed to assist caregiving staff in the movement and relocation of the chair. It is Silver Metallic in color and retractable for ease of use. The Push bar is field replaceable if necessary.



### CASTERS

Optional on Leyton lounge chairs are four - 4" diameter soft wheel swivel locking casters, featuring a large, easy-access foot activation and release lever. The caster locks both directionally and rotationally, keeping the chair securely in place when locked. Note: lounge chairs with casters are not designed or intended as patient transport devices.



### CLEAN OUT

Leyton lounge seating models have an optional built-in clean out feature: a space at the back of the seat that allows dirt debris and liquid to fall to the floor for easy clean up and maintenance - designed so that it does not detract from the comfort or appearance of the product. Clean Out option is available for an upcharge,



### COMBINATION UPHOLSTERY

When combination upholstery is with upholstery of the same grade or COM, an upcharge for dual fabrics is **\$22 list** per unit. When graded-in combination upholstery is selected, use the highest upholstery grade or contact customer service for a quote. Please provide the fabric specified and a description of where each fabric is to be applied on the product in order to obtain a quote. Please note the Upholstered Arm and front panel are one piece and must be specified in the same fabric.

## REMOVABLE COVERS & REPLACEMENT COMPONENTS

Optional Removeable covers (with the exception of the Upholstered Armless, Upholstered Full Arm and Front panel) can be quickly installed on Leyton products that were originally ordered with the Removable cover option. Replacement covers (with the exception of the Upholstered Armless, Full Upholstered Arm and front panel) can also be installed on Leyton products that were not originally ordered with the Removable cover option, with some simple staple removal. Please see page 123 for Removable covers upcharge.

### CAL 133 & MOISTURE BARRIER

California Technical Bulletin 133 is a flammability test for seating. Krug offers a compliance method which, in combination with non-flammable upholstery covers, may enable the products to meet certification requirements for this test. This process at the same time also provides the products with a Moisture Barrier - a treatment that helps to prevent the passage of liquids and moisture to inside of upholstered components - thereby conferring sanitary and anti-infection benefits. So when CAL 133 is specified, the product also automatically has a Moisture Barrier, and when a Moisture Barrier is specified, the product also features the compliance method and low flammability features of CAL 133. CAL 133 and Moisture Barrier are available for an upcharge, please see page 123.

The application of this upcharge and the compliance method does not mean that the specific configuration of product and upholstery cover are tested and officially certified as being CAL 133 compliant. If official certification is required, Krug will provide this (through an independent certified testing laboratory) at a charge of \$700 per item, plus the cost of the product to be tested. Lead time for certification testing is typically 4-8 weeks. Krug assumes no responsibility for the testing of our products in combination with upholstery covers, or for the results of any testing conducted. Some specific configurations of product and upholstery have already been tested. Please contact Customer Service for additional information.

# LEYTON | DIMENSIONS, COM REQUIREMENTS, MOISTURE BARRIER & OPTION UPCHARGES

## DIMENSIONS

	Overall Width	Overall Depth	Overall Height	Seat Height min/max	Height of Arms from Floor	Width between Arms	Seat Depth	Shipping Weight	Cube
LEY31UF	28.5	29.25	31	17.75	26.25	23.25	19.25	82	18.5
LEY31.5UF	35.5	29.25	31	17.75	26.25	30.25	19.25	107	25.2
LEY32UF	52	29.25	31	17.75	26.25	47	19.25	131	32.5
LEY33UF	75.75	29.25	31	17.75	26.25	70.5	19.25	179	46.5
LEY31UN	28.5	29.25	31	17.75	n/a	23.25	19.25	78	18.5
LEY31.5UN	35.5	29.25	31	17.75	n/a	30.25	19.25	103	25.2
LEY32UN	52	29.25	31	17.75	n/a	47	19.25	127	32.5
LEY33UN	75.75	29.25	31	17.75	n/a	70.5	19.25	175	46.5
LEY31WF	28.25	29.25	31	17.75	26.25	23.75	19.25	79	18.5
LEY31.5WF	35.25	29.25	31	17.75	26.25	30.25	19.25	104	25.2
LEY32WF	51.75	29.25	31	17.75	26.25	47.25	19.25	128	32.5
LEY33WF	75.5	29.25	31	17.75	26.25	71	19.25	176	46.5
LEY31WN	28.25	29.25	31	17.75	n/a	23.75	19.25	75	18.5
LEY31.5WN	35.25	29.25	31	17.75	n/a	30.25	19.25	100	25.2
LEY32WN	51.75	29.25	31	17.75	n/a	47.25	19.25	124	32.5
LEY33WN	75.5	29.25	31	17.75	n/a	71	19.25	172	46.5

All dimensions are in inches and approximate and are subject to change without notice. Contact Customer Service if dimensions are critical.

## COM YARDAGE REQUIREMENTS

	Fully Upholstered (Complete Unit)	Wood Surround (Seat and Back only)	Seat Cushion only (Wood or Full Uph)	Back Cushion only (Wood or Full Uph)	Full Arm & front panel (Pair)	Armless panel & front panel (pair)	Back Panel only	Full body with arm, Front panel & Back panel
One-Seat - One Chair								
Armless	3.75	1.6	0.9	0.8		1.75	.75	2.5
Full Arm	4.6	1.6	0.9	0.8	2.6		.75	3.35
One & Half-Seat - One Chair								
Armless	5.2	2.3	1.3	1		2.1	.75	2.85
Full Arm	5.7	2.3	1.3	1	2.6		.75	3.35
Two-Seat - One Chair								
Armless	5.7	3	1.5	1.5		2	.75	2.75
Full Arm	6.3	3	1.5	1.5	2.6		.75	3.35
Three-Seat - One Chair								
Armless	8	4.6	2.4	2.2		2.3	1.5	3.8
Full Arm	8.7	4.6	2.4	2.2	3		1.5	4.5

## COM APPROVAL PROCESS:

The approval process is as follows:

1. A sample of the COM fabric must be provided to Krug Customer Service prior to or at time of order.
2. The sample will be reviewed and the customer advised if the fabric is unsuitable.
3. The COM fabric will be inspected when received at the factory to identify any further concerns with its suitability.

## CAL 133 MOISTURE BARRIER

Model	Upcharge	Model	Upcharge	Model	Upcharge	Model	Upcharge
LEY31UN	\$256	LEY32UN	\$356	LEY31.5UN	\$332	LEY33UN	\$565
LEY31UF	206	LEY32UF	304	LEY31.5UF	268	LEY33UF	516
LEY31WN	94	LEY32WN	145	LEY31.5WN	122	LEY33WN	319
LEY31WF	94	LEY32WF	145	LEY31.5WF	122	LEY33WF	319


## Leyton Option Upcharges

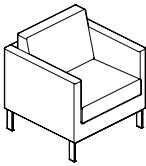
	\$ List
Solid Surface Arm Cap	263
One-Seat Clean out	32
One & Half-Seat Clean out	47
Two-Seat Clean out	63
Three-Seat Clean out	95
Solid surface tablet & arm cap	675
Solid surface tablet	425
Casters	125
Casters with Pushbar	325

## Seat & Back Cover Upcharges


	\$ List
One-Seat Removable Seat Covers	105
One & Half-Seat Removable Seat Covers	147
Two-Seat Removable Seat Covers	210
Three-Seat Removable Seat Cover	315
<b>Seat or Back Cover only Upcharges</b>	
One-Seat	53
One & Half-Seat	74
Two-Seat	105
Three-Seat	158

# LEYTON

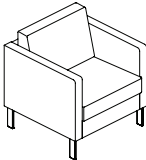
DESCRIPTION/MODEL	SPECIES	COM 1	2	COL 3	FABRIC GRADES 4	5	6	7	LEATHER 8	9
	One-seat, Upholstered, Armless LEY31NUN	N/A	1433	1523	1607	1727	1869	1990	2126	2300 2473

	One-seat, Upholstered, Full Arm LEY31NUF	N/A	1523	1670	1806	2006	2231	2431	2657	2935 3224
--	---	-----	------	------	------	------	------	------	------	-----------

**ORDERING NOTE:** Leyton Lounge is available with an optional Solid Surface Arm Cap for an upcharge of **\$263 list** per chair and add an "S" to the end of the model number following the Arm Style. eg. LEY31NUFS

	One-seat, Wood Surround, Armless LEY31NPN	Palette	1775	1811	1853	1906	1964	2016	2074	2153 2226
	LEY31NWN	Oak, Maple Walnut,	1775	1811	1853	1906	1964	2016	2074	2153 2226
		Cherry, Anigre Sycamore,	2142	2179	2221	2273	2331	2384	2441	2520 2594

**ORDERING NOTE:** Please note Cherry, Anigre and Sycamore species require a minimum quantity order of 5 units per species.

	One-seat, Wood Surround, Full Arm LEY31nPF	Palette	1759	1796	1832	1885	1945	2000	2058	2132 2205
	LEY31NWF	Oak, Maple Walnut, Palette	1759	1796	1832	1885	1945	2000	2058	2132 2205
		Cherry, Anigre Sycamore,	2126	2163	2200	2252	2312	2368	2426	2499 2573

**ORDERING NOTE:** Leyton Lounge is available with an optional Solid Surface Arm Cap for an upcharge of **\$263 list** per chair and add an "S" to the end of the model number following the Arm Style. eg. LEY31NUFS  
Please note Cherry, Anigre and Sycamore species require a minimum quantity order of 5 units per species.


**ORDERING NOTES:** Leyton Lounge is available with clean out option, to add this option change the first "N" to "C" and add an upcharge of; \$32 for 1 seat, \$47 for 1 1/2 seat, \$63 for 2 seat and \$95 for 3 seat. (eg. LEY31NWN changes to LEY31CWN). See page 123 for additional Leyton options.

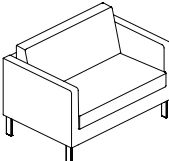
## LEYTON LOUNGE PRODUCT CODE KEY


Line	Series	Seat Count	Clean Out	Arm Style	Arm Cap Option (Full Arm Only)
LEY	3	1	N	UF	S
Leyton	Soft Seating	One-Seat	No Clean Out	Upholstered Full Arm	Solid Surface Full Arm Cap
		1.5	C	UN	
		One & Half-Seat	Clean Out	Upholstered Armless	
		2		WF	
		Two-Seat		Wood Surround Full Arm	
		3		WN	
		Three-Seat		Wood Surround Armless	
				PF	
				Pallet Finish Surround Full Arm	
				PN	
				Pallet Finish Surround Armless	

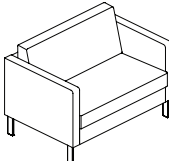


# LEYTON

DESCRIPTION/MODEL	SPECIES	COM		COL		FABRIC GRADES			LEATHER	
		1	2	3	4	5	6	7	8	9
	One & Half-seat, Upholstered, Armless									
	LEY31.5NUN N/A	1841	1968	2095	2273	2477	2655	2859	3113	3368

	One & Half-seat, Upholstered, Full Arm									
	LEY31.5NUF N/A	1933	2060	2187	2366	2569	2748	2952	3206	3461
<b>Ordering Note:</b> Leyton Lounge is available with an optional Solid Surface Arm Cap for an upcharge of <b>\$263 list</b> per chair and add an "S" to the end of the model number following the Arm Style. eg. LEY31NUFS										

	One & Half-seat, Wood Surround Armless									
	LEY31.5NPN Palette	2109	2178	2246	2340	2449	2544	2652	2788	2924
	LEY31.5NWN Oak, Maple	2109	2178	2246	2340	2449	2544	2652	2788	2924
	Walnut, Palette									
	Cherry, Anigre	2476	2543	2611	2706	2815	2910	3019	3154	3290
Sycamore										
<b>Ordering Note:</b> Please note Cherry, Anigre and Sycamore species require a minimum quantity order of 5 units per species.										

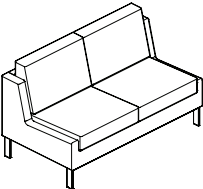
	One & Half-seat, Wood Surround Full Arm									
	LEY31.5NPF Palette	2093	2161	2229	2324	2432	2527	2636	2771	2907
	LEY31.5NWF Oak, Maple	2093	2161	2229	2324	2432	2527	2636	2771	2907
	Walnut, Palette									
	Cherry, Anigre	2526	2595	2689	2798	2893	3002	3137	3273	
Sycamore										
<b>Ordering Note:</b> Leyton Lounge is available with an optional Solid Surface Arm Cap for an upcharge of <b>\$263 list</b> per chair and add an "S" to the end of the model number following the Arm Style. eg. LEY31NUFS Please note Cherry, Anigre and Sycamore species require a minimum quantity order of 5 units per species.										

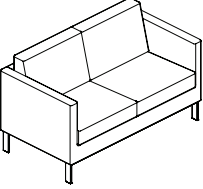
**ORDERING NOTES:** Leyton Lounge is available with clean out option, to add this option change the first "N" to "C" and add an upcharge of; \$32 for 1 seat, \$47 for 1 1/2 seat, \$63 for 2 seat and \$95 for 3 seat. (eg. LEY31NWN changes to LEY31CWN). See page 123 for additional Leyton options.

## LEYTON LOUNGE PRODUCT CODE KEY

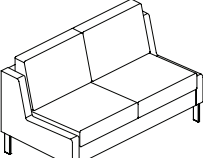
Line	Series	Seat Count	Clean Out	Arm Style	Arm Cap Option (Full Arm Only)
LEY	3	1	N	UF	S
Leyton	Soft Seating	One-Seat	No Clean Out	Upholstered Full Arm	Solid Surface Full Arm Cap
		1.5	C	UN	
		One & Half-Seat	Clean Out	Upholstered Armless	
		2		WF	
		Two-Seat		Wood Surround Full Arm	
		3		WN	
		Three-Seat		Wood Surround Armless	
				PF	
				Pallet Finish Surround Full Arm	
				PN	
				Pallet Finish Surround Armless	

# LEYTON

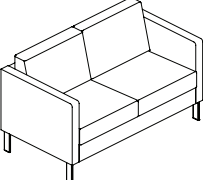
DESCRIPTION/MODEL	SPECIES	COM 1	2	COL 3	4	FABRIC GRADES 5	6	LEATHER 7	8	9
	Two-seat, Upholstered, Armless									
	LEY32NUN	N/A	2300	2431	2557	2735	2935	3119	3318	3575 3827

	Two-seat, Upholstered, Full Arm									
	LEY32NUF	N/A	2394	2567	2741	2982	3260	3502	3780	4127 4473

**Ordering Note:** Leyton Lounge is available with an optional Solid Surface Arm Cap for an upcharge of **\$263 list** per chair and add an "S" to the end of the model number following the Arm Style. eg. LEY31NUFS

	Two-seat, Wood Surround Armless									
	LEY32NPN	Palette	2510	2578	2651	2746	2861	2961	3071	3213 3350
	LEY32NWN	Oak, Maple	2510	2578	2651	2746	2861	2961	3071	3213 3350
		Walnut, Palette								
		Cherry, Anigre	2930	2998	3071	3166	3281	3381	3491	3633 3770
		Sycamore								

**Ordering Note:** Please note Cherry, Anigre and Sycamore species require a minimum quantity order of 5 units per species.

	Two-seat, Wood Surround Full Arm									
	LEY32NPF	Palette	2494	2562	2636	2730	2851	2945	3071	3192 3334
	LEY32NWF	Oak, Maple	2494	2562	2636	2730	2851	2945	3071	3192 3334
		Walnut, Palette								
		Cherry, Anigre, Sycamore	2914	2982	3056	3150	3271	3365	3491	3612 3754

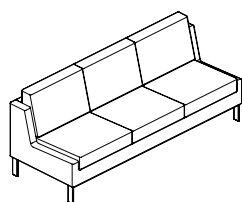
**Ordering Note:** Leyton Lounge is available with an optional Solid Surface Arm Cap for an upcharge of **\$263 list** per chair and add an "S" to the end of the model number following the Arm Style. eg. LEY31NUFS  
Please note Cherry, Anigre and Sycamore species require a minimum quantity order of 5 units per species.

**ORDERING NOTES:** Leyton Lounge is available with clean out option, to add this option change the first "N" to "C" and add an upcharge of; \$32 for 1 seat, \$47 for 1 1/2 seat, \$63 for 2 seat and \$95 for 3 seat. (eg. LEY31NWN changes to LEY31CWN). See page 123 for additional Leyton options.

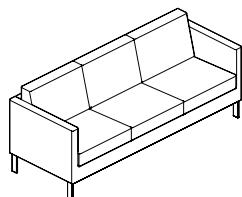
## LEYTON LOUNGE PRODUCT CODE KEY

Line	Series	Seat Count	Clean Out	Arm Style	Arm Cap Option (Full Arm Only)
LEY	3	1	N	UF	S
Leyton	Soft Seating	One-Seat	No Clean Out	Upholstered Full Arm	Solid Surface Full Arm Cap
		1.5	C	UN	
		One & Half-Seat	Clean Out	Upholstered Armless	
		2		WF	
		Two-Seat		Wood Surround Full Arm	
		3		WN	
		Three-Seat		Wood Surround Armless	
				PF	
				Pallet Finish Surround Full Arm	
				PN	
				Pallet Finish Surround Armless	

DESCRIPTION/MODEL	SPECIES	COM		COL	FABRIC GRADES			LEATHER		
		1	2		4	5	6	7	8	9

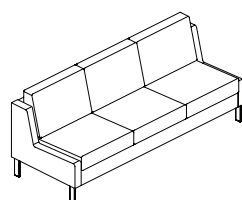


Three-seat, Upholstered, Armless										
LEY33NUN	N/A	3056	3213	3355	3575	3822	4037	4279	4583	4888



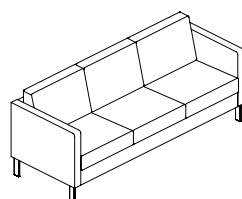
Three-seat, Upholstered, Full Arm										
LEY33NUF	N/A	3129	3318	3502	3764	4064	4326	4625	4998	5371

**Ordering Note:** Leyton Lounge is available with an optional Solid Surface Arm Cap for an upcharge of **\$263 list** per chair and add an "S" to the end of the model number following the Arm Style. eg. LEY31NUFS



Three-seat, Wood Surround, Armless										
LEY3NPN	Palette	3276	3386	3486	3644	3812	3964	4137	4352	4568
LEY33NWN	Oak, Maple	3276	3386	3486	3644	3812	3964	4137	4352	4568
	Walnut, Palette									
	Cherry, Anigre	3749	3859	3959	4116	4284	4436	4610	4825	5040
	Sycamore									

**Ordering Note:** Please note Cherry, Anigre and Sycamore species require a minimum quantity order of 5 units per species.



Three-seat, Wood Surround, Full Arm										
LEY3NPF	Palette	3260	3371	3481	3628	3801	3948	4121	4337	4552
LEY33NWF	Oak, Maple	3260	3371	3481	3628	3801	3948	4121	4337	4552
	Walnut, Palette									
	Cherry, Anigre,	3733	3843	3953	4100	4274	4421	4594	4809	5024
	Sycamore									

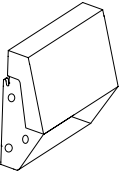
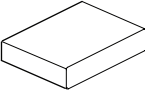
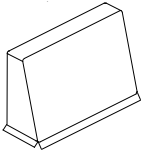
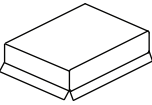
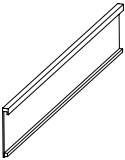
**Ordering Note:** Leyton Lounge is available with an optional Solid Surface Arm Cap for an upcharge of **\$263 list** per chair and add an "S" to the end of the model number following the Arm Style. eg. LEY31NUFS  
Please note Cherry, Anigre and Sycamore species require a minimum quantity order of 5 units per species.

**ORDERING NOTES:** Leyton Lounge is available with clean out option, to add this option change the first "N" to "C" and add an upcharge of; \$32 for 1 seat, \$47 for 1 1/2 seat, \$63 for 2 seat and \$95 for 3 seat. (eg. LEY31NWN changes to LEY31CWN). See page 123 for additional Leyton options.

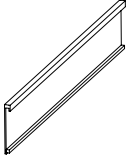
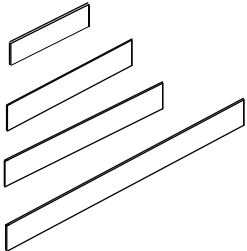
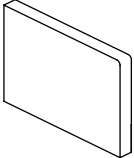
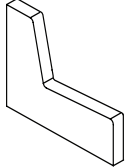
#### LEYTON LOUNGE PRODUCT CODE KEY

Line	Series	Seat Count	Clean Out	Arm Style	Arm Cap Option (Full Arm Only)
LEY	3	1	N	UF	S
Leyton	Soft Seating	One-Seat	No Clean Out	Upholstered Full Arm	Solid Surface Full Arm Cap
		1.5	C	UN	
		One & Half-Seat	Clean Out	Upholstered Armless	
		2		WF	
		Two-Seat		Wood Surround Full Arm	
		3		WN	
		Three-Seat		Wood Surround Armless	
				PF	
				Pallet Finish Surround Full Arm	
				PN	
				Pallet Finish Surround Armless	

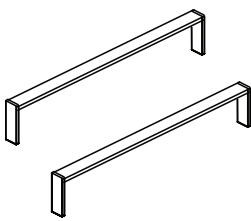
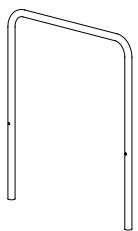

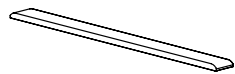
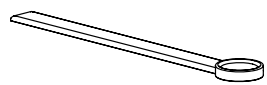


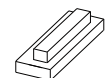
## LEYTON | REPLACEMENT COMPONENTS

DESCRIPTION	MODEL	COM 1	2	COL 3	FABRIC GRADES			LEATHER			WEIGHTS	CUBES
		1	2	3	4	5	6	7	8	9		
	Replacement Back LEY3RB	337	355	372	397	424	449	478	512	547	12	3.5
	One & Half-Seat Replacement Back LEY3R1.5B	366	390	413	444	480	512	548	593	639	15	4.5
	Replacement Seat LEY3RS	484	505	526	555	589	618	652	694	736	11	2.5
	One & Half-Seat Replacement Seat LEY3R1.5S	557	587	618	662	712	755	805	867	929	14	4
	Replacement Back Cover LEY3RBC	174	193	210	235	264	288	316	351	386	1	0.75
	One & Half-Seat Replacement Back Cover LEY3R1.5BC	198	222	244	276	312	344	380	425	471	1.25	1
	Replacement Seat Cover LEY3RSC	175	195	215	244	275	303	335	375	415	1.25	0.75
	One & Half-Seat Replacement Seat Cover LEY3R1.5SC	222	252	284	327	377	420	466	532	594	1.5	1
	One-Seat - Replacement Upholstered Outside Back Panel LEY3R1OBPU	171	189	206	231	259	284	312	347	382	10	1.5
	One-Seat - Replacement Upholstered Outside Back Panel for Push bar option LEY3R1OBPUPB	180	196	214	238	267	291	319	355	390	10	1.5
	One & Half-Seat - Replacement Upholstered Outside Back Panel LEY3R1.5OBPU	190	208	224	250	278	302	331	365	400	13	2.5
	One & Half-Seat - Replacement Upholstered Outside Back Panel for Push bar option LEY3R1.5OBPUPB	197	215	233	257	286	310	338	373	408	13	2.5
	Two-Seat - Replacement Upholstered Outside Back Panel LEY3R2OBPU	219	237	254	279	306	332	360	395	429	19	3.5
	Three-Seat - Replacement Upholstered Outside Back Panel LEY3R3OBPU	289	323	359	407	464	513	569	639	710	28	5

# LEYTON | REPLACEMENT COMPONENTS

DESCRIPTION	MODEL	OAK MAPLE WALNUT PALETTE	CHERRY ANIGRE SYCAMORE	WEIGHTS	CUBES
	One-Seat - Replacement Wood Outside Back Panel LEY3R1OBPW	232	276	10	1.5
	One-Seat - Replacement Wood Outside Back Panel for Push bar option LEY3R1OBPWPB	245	289	10	1.5
	One & Half-Seat - Replacement Wood Outside Back Panel LEY3R1.5OBPW	286	352	13	2.5
	One & Half-Seat - Replacement Wood Outside Back Panel for Push bar option LEY3R1.5OBPWPB	298	364	13	2.5
	Two-Seat - Replacement Wood Outside Back Panel LEY3R2OBPW	320	406	19	3.5
	Three-Seat - Replacement Wood Outside Back Panel LEY3R3OBPW	349	479	28	5
	One-Seat - Replacement Wood Front Panel LEY3R1FP	156	179	4	0.75
	One & Half-Seat - Replacement Wood Front Panel LEY3R1.5FP	179	193	5	1
	Two-Seat - Replacement Wood Front Panel LEY3R2FP	200	244	6	1.25
	Three-Seat - Replacement Wood Front Panel LEY3R3FP	222	288	8	2
	Replacement Wood Surround Full Arm with arm cap (Left, right specified as seated) LEY3RWFLR	424	573	30	1.5
	Replacement Wood Surround Full Arm with caster (Left, right specified as seated) LEY3RWFCL	536	685	30	1.5
	Replacement Wood Surround Full Arm with cup holder (Left, right specified as seated) LEY3RWFCHL	550	699	30	1.5
	Replacement Wood Surround Full Arm with Integrated cup holder (Left, right specified as seated) LEY3RWFICHL	571	720	30	1.5
	Replacement Wood Surround Full Arm Tablet (Left, right specified as seated) LEY3RWFTL	612	761	30	1.5
	Replacement Wood Surround Full Arm Integrated Tablet (Left, right specified as seated) LEY3RWFITL	686	835	30	1.5
	Replacement Wood Surround Full Arm with arm cap (Left, right specified as seated) LEY3RWFLR				
	Replacement Wood Surround Full Arm with caster (Left, right specified as seated) LEY3RWFCL				
	Replacement Wood Surround Full Arm with cup holder (Left, right specified as seated) LEY3RWFCHL				
	Replacement Wood Surround Full Arm with Integrated cup holder (Left, right specified as seated) LEY3RWFICHL				
	Replacement Wood Surround Full Arm Tablet (Left, right specified as seated) LEY3RWFTL				
	Replacement Wood Surround Full Arm Integrated Tablet (Left, right specified as seated) LEY3RWFITL				
	Replacement Wood Surround Armless (Left, right specified as seated) LEY3RWNLL	432	580	26	1.5
	Replacement Wood Surround Armless with casters (Left, right specified as seated) LEY3RWNCL	543	691	26	1.5

## LEYTON | REPLACEMENT COMPONENTS

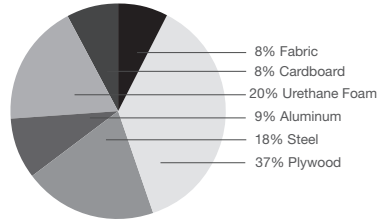
DESCRIPTION	MODEL	PRICE	WEIGHTS	CUBES
	One-Seat Replacement Leg set (pair) LEY3R1L	125	8	1.25
	One & Half-Seat Replacement Leg set (pair) LEY3R1.5L	149	10	1.5
	Two-Seat Replacement Leg set (pair) LEY3R2L	165	13	2.5
	Three-Seat Replacement Leg set (pair) LEY3R3L	249	22	3
	Push bar - One-Seat LEY3RPB-1	49	2.0	1.8
	Push bar - One & Half-Seat LEY3RPB-1.5	54	2.5	2.0
	Push bar Grommet (pair) LEY3RPBG	6	.2	.1
	<b>Note:</b> Pushbar option is available on One-Seat and One & Half-Seat only.			
	Replacement Tablet with Mounting Plate - Designer White - D354SL Solid Surface LEY3RT	380	5.0	.7
	Replacement Arm Cap - Designer White - D354SL Solid Surface (to be used with tablet) LEY3TAC	68	1.0	.3
	Replacement Arm Cap Designer White - D354SL Solid Surface LEY3RAC	121	1	.25
<b>Ordering Note:</b> Please note Replacement Arm Cap can only be installed on product originally ordered with the Solid Surface Arm Cap option.				
	Replacement Integrated cup holder with Arm Cap - Designer White - D354SL Solid Surface LEY3RICH	263	1.2	.4
	Replacement Cup Holder - Designer White - D354SL Solid Surface LEY3RCH	137	.5	.2
	Caster LEY3RC	56	3.4	0.2
	Replacement Glides - Lounge & Table (set of four) LEY3RG	13	1	.25



## ZOLA



### MATERIAL CONTENT



PRE-CONSUMER  
RECYCLED CONTENT = 6%

POST-CONSUMER  
RECYCLED CONTENT = 12.12%

Up to 35.11% of Zola Modular product is recyclable at the end of its useful life.

### CONTRIBUTES TO

CREDIT 2.1 - 2.2	Construction Waste Management	1-2 point(s)
CREDIT 3.3	Resource Reuse	1 point
CREDIT 4.1	Recycled Content	1 point
CREDIT 4.5	Low Emitting Materials, Systems & Seating	1 point
CREDIT 5.1	Regional Materials*	1 point
CREDIT 7	Certified Wood (MUST BE REQUESTED)	1 point(s)

\*This credit is only applicable if in total 20% of the combined value of the procurement of construction materials and in the furniture are manufactured within a radius of 500 miles. This credit will apply if the installation of the finished product occurs within 500 miles of Kitchener, Ontario.

## level® CERTIFICATION & AIR EMISSIONS CERTIFICATION



### level® CERTIFICATION

BIFMA's e3 Furniture Sustainability Standard is a voluntary, multi-attribute standard that measures the degree of sustainability of furniture. This standard evaluates product and company environmental attributes and compliance systems in a wide range of elements which include Materials, Energy & Atmosphere, Human & Ecosystem Health and Social Responsibility. Zola products have earned level®, BIFMA's sustainability certification program for furniture, certification through third-party verification against the e3 standard.



The mark of responsible forestry

### AIR EMISSIONS

All Zola products are supplied air-emissions certified. Contact customer service for information.

### FSC®


In 2005, Krug received Forest Stewardship Council® (FSC®) Chain-of-Custody certification for our manufacturing facilities. The FSC® Chain-of-Custody tracks certified wood from seedling to final sale. It signifies that the growth, harvesting and production of goods are entirely achieved through responsible forestry, which guarantees a healthy supply of forest resources for generations to come. Contact customer service for further information, pricing and leadtimes.



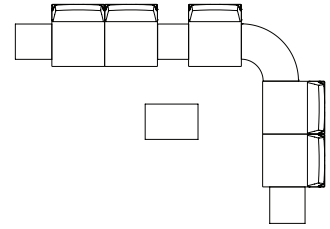

Architects, designers, and building professionals can specify FSC®-certified products in order to achieve a point from the U.S. Green Building Council's Leadership in Energy and Environmental Design (LEED) Rating System.

## ZOLA'S RECONFIGURABILITY

Zola is designed to enable change: components are inter-changeable, reconfigurable, and replaceable. Metal to metal bracketry and frames are designed for fast, easy reconfiguring, and new components can be added at any time. Its unique leveller provides exceptional levelling capability over large spans, and on uneven floors. Heavy duty casters provide seating with mobility. Each of the 6 sample configurations shown here use exactly the same components - highlighting Zola Modular has the ability to reconfigure again and again, in a myriad of different ways. Joining bracketry is underneath seats and backs, so no surfaces are marred or damaged when connected, and re-connected.

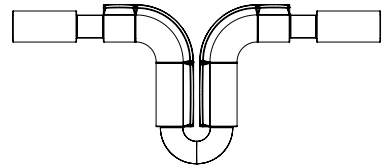



## SAMPLE CONFIGURATIONS & PRICING



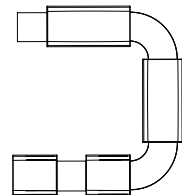
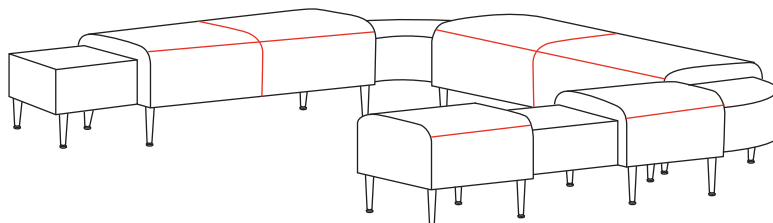
Model	Qty	Price (\$)	Beech
ZOL3 M1201	5	960	
ZOL3 MS11	1	607	
ZOL4 LKM12	1	689	
ZOL4 LKE18	1	767	
ZOL4 LKC90	1	894	
ZOL4 241815	1	827	

**Total List \$8584**



Model	Qty.	Price (\$)
ZOL3 MS2F1	2	990
ZOL4 LKM18	2	728
ZOL3 M1101	2	1058
ZOL3 MCIS90D	2	2431
ZOL3 M2101	2	1852
ZOL4 LKC90X2	1	1776

**Total List \$15894**



Model	Qty.	Price (\$)
ZOL3 MS11	2	607
ZOL3 MS21	2	849
ZOL4 LKC90	2	894
ZOL4 LKM18	2	728

**Total List \$6156**

# ZOLA SEAM LOCATIONS


Due to the curved geometry of the upholstered backs, vertical seams are necessary for quality tailoring of the unit. Patterned Fabrics with "Distinctive details" - such as stripes, squares, straight lines and/or large details, will have noticeable changes in regards to the alignment of the patterns. 90 Degree units -both inside and outside curves are most noticeable. 60, 45 and 30 degree are also subject to this.

Approximate Dimensional Distortions on Patterns:

	Inside Curve	Outside Curve
30 Deg	1 ½"	1"
45 Deg	2"	1 ½"
60 Deg	2 ½"	2"
90 Deg	3"	2 ½"


### Inside Curve

Showing colliding stripes at the lumbar portion of the back, and opening stripes at the top and bottom.



### Outside Curve

Showing colliding stripes at the upper and lower portion of the back, with opening stripes at the lumbar.





## REPLACEABILITY

Zola is built to last: its heavy-duty structure is designed for intensive use environments. When any component is damaged or degraded, it can be easily changed out on its own, instead of having to replace or repair an entire unit. Along with its use of recycled and recyclable materials, the replaceability of components means Zola can provide exceptional long term value, and be an investment in sustainability.



## RECONFIGURABILITY

Zola is designed to enable change: components are inter-changeable, reconfigurable, and replaceable. Metal to metal bracketry is designed for fast, easy reconfiguring, that does not damage or degrade the product, and new components can be added and added with ease. Both backs and arms can be reconfigured to either side of the unit. Its unique leveller provides exceptional leveling capability over large spans, and on uneven floors. Heavy duty casters provide seating with mobility.



## INTENSIVE USE ENVIRONMENTS

Zola has been designed for healthcare and other intensive use environments, with some important features: removable and replaceable upholstery covers, an anti-microbial finish, the option of a urethane arm cap and a standard clean-out between the seat and back. Modular construction allows for complete cleaning and disinfecting of the entire unit, and air emissions certification, make Zola an excellent solution for healthy spaces and caregiving environments. Bariatric sizes are included in the offering.



## ZOLA LOUNGE & ZOLA MODULAR COMPARISON

Zola Lounge chairs are pre-assembled at Krug and cannot be reconfigured into Modular units. Arms and backs cannot be removed from the seat. Please see page 139 for Modular offering. Zola Lounge chairs cannot be used in conjunction with Zola Linking Tables.



## WALL SAVER

The angle of the Zola Lounge back is designed to keep the back away from the wall, to prevent wear and damage to both the chairs and to the walls of the room. Zola upholstered chairs are built with a 1/2" clearance between the top of the back and the wall for the wall saver design. Please note wall saver is not a feature on the wood back versions.



## CLEAN OUT

Zola Lounge chairs have a built-in clean out feature: a space at the back of the seat that allows dirt and debris to fall to the floor for easy clean up and maintenance. The clean out feature was designed so that it does not detract from the comfort or appearance of the product.



## LEGS

The legs offered on Zola Lounge are silver metallic and come standard with glides that are adjustable up to 1.25", which provide leveling capability over longer spans.



## CASTERS

Optional on the Zola Lounge are the choice of:  
a) Four - 3 1/4" dia hard wheel casters, consisting of two non braking on the front, and two braking on the back. Braking casters have a large, easy access foot activation lever.  
b) Two non braking casters on the back, and two legs on the front. Casters are NOT available on the Bariatric product(s)



## LINKING BRACKET

### Seat-to-Seat

The Zola seat-to-seat linking bracket is made of sturdy, powder-coated steel construction in a black finish. This linking bracket is fastened with metal to metal connections from the seat to another seat with hardened steel bolts to ensure exceptional durability and strength. Brackets mount underneath, and do not mar or damage the tables or seats. This feature is not available on the Lounge version.



## URETHANE ARM CAP

The optional urethane arm cap provides enhanced durability and protection for the arms. Urethane arm caps are available in two color options; Grey and Taupe. The urethane arm cap is field replaceable if damaged or degraded with the assistance of a skilled upholsterer.

## ANTI-MICROBIAL FINISH

Zola wood backs & tables wood surfaces come with an anti-microbial finish that inhibits the growth of some molds and mildews. Surfaces coated in this finish support the reduction of fungal growth, and spores from germs, microbes and bacteria



## FINISH DURABILITY

The Krug Enduraguard finish, a proprietary catalyzed varnish formulation, has been repeatedly shown, through independent laboratory testing, to be the industry leader in durability and abrasion resistance. The Krug finish looks better longer than competitors, and is uniquely suited to the demands of high traffic environments.



## COMBINATION UPHOLSTERY

When combination upholstery is with upholstery of the same grade or COM, an upcharge for dual fabrics is **\$22 list** per unit and **\$44 list** per unit for three fabrics will be applied. When graded-in combination upholstery is selected, use the highest upholstery selected or contact Customer Service for a quote (please provide the fabrics specified and a description of where each fabric is to be applied on the product in order to obtain a quote)



## FULL DEPTH BENCHES

Modular Curved Benches are offered in two depths. For a flush edge when joining a Modular Curved Bench to Modular seat with back choose the Full Depth.

## WEIGHT CAPACITIES

Zola weight capacities are as follows:

One-seat (Straight or curved)	- 300 lbs
One-seat bariatric	- 750 lbs
Two-seat (Straight or curved)	- 525lbs
Two-seat bariatric	- 975 lbs
Three-seat	- 750 lbs
Three-seat bariatric	- 1150 lbs

Above photo indicates location of seam.



## ZOLA | FEATURES



### **TABLETS**

Optional Tablets are available on the Zola Lounge & Modular in veneer, glass, high pressure laminate and palette finishes. The Zola tablet can be fastened to the Zola Lounge & Modular chairs by the Universal Tablet Mount (mounted left or right), to existing legs and features an elliptical shape of 16 1/2" x 11 1/2" x 3/4" in size. The Zola Tablet has a turning radius of 360 degrees, which accommodates any worksurface angle.



### **LINKING BRACKETS**

#### **Table to Seat Bracket**

The Zola table to seat bracket is made of sturdy, powder-coated steel construction in a silver metallic finish to match the legs and casters. This linking bracket is fastened with metal to metal connections from the seat to the table with hardened steel bolts to ensure exceptional durability and strength. Brackets mount underneath, and do not mar or damage the tables or seats. This feature is not available on the Lounge version.



### **TABLES MATERIALS OPTION**

Tables are available in veneer, plastic laminate, and Palette finishes - and an optional solid surface top.

- Beech, Maple, & Cherry Veneers
- Plastic Laminate
- Plastic Laminate with Wood Veneer sides
- Palette colors
- Solid Surface Tops (Designer White D354SL)
- Anti-microbial coating
- Leveling glides on every leg



### **SOLID SURFACE TOPS**

The Solid Surface Top option features Wilsonart's, Designer White D354SL, Solid Surface material: composed of minerals, acrylic resins and colors, it is a non-porous, scratch and dent-resistant material that does not stain, and does not allow microbes and bacteria to penetrate the surface. Color is throughout the material, so surface scratches are not as visible.



### **LINKING TABLES**

Zola Linking Tables can be fastened in the field to Zola Modular and Zola Benches with the table to seat bracket without compromising the upholstery. Zola Middle tables have the ability to be easily reconfigured, as they are universal and non-handed. They can be moved to a reverse position in almost any configuration to provide a high level of flexibility when specifying.



### **POWERDOC**

The Power Doc brings power and communications to Zola users. Mountable on both seats and tables, it has a self-closing metal cover for safety and cleanliness.

Powerdocs are supplied with 10 feet of electrical cord and two cable straps, for feeding two front-facing, and one rear-facing, simplex receptacles. Each Powerdoc features two 12 amp, 120 volt receptacles, two USB output ports, one USB input port, one RJ-45 port, and one RJ-11 port. An optional Mesh Wire Manager is available to channel cabling to wall or floor monuments.

### **REPLACEMENT UPHOLSTERY COVERS**

Replacement upholstery covers can be easily fitted onto Zola Modular components (with the exception of Zola Curve backs) originally ordered with Removable Upholstery Covers. It is possible to use replacement covers on modular components originally ordered with standard upholstery covers, but this requires some removal of staples and other basic upholstery. Please note that the tailoring of replacement upholstery covers can be less exact and refined in appearance as original upholstery.

### **REMOVABLE UPHOLSTERY COVERS**

Removable Upholstery Covers are available on most Zola Modular upholstered components, (with the exception of Zola Curve backs) at an upcharge. This feature allows for upholstery covers to be cleaned and disinfected, and allows them to be field-replaced with replacement upholstery covers. Please note that the tailoring of Removable Upholstery Covers can be less exact and refined in appearance than standard upholstery. Please see page 139 for the Removable Upholstery Covers upcharges.

Replacement and removeable covers, (supplied with Velcro) will tailor differently than the permanently stapled upholstery. Overall form and fit is identical, however minor dimensional build up due to the thickness of the velcro can occur. The velcro fastening build up is directed to the least noticeable face (usually the bottom edge of a component) where ever possible.

### **MOISTURE BARRIER & CAL 133**

California Technical Bulletin 133 is a flammability test for seating. Krug offers a compliance method, in combination with non-flammable upholstery covers, may enable products to meet certification requirements for this test. This process at the same time also provides the products with a Moisture Barrier - a treatment that helps to prevent the passage of liquids and moisture to inside of the upholstered components - thereby conferring sanitary and anti-infection benefits. So when CAL 133 is specified, the product also automatically has a Moisture Barrier, and when a Moisture Barrier is specified, the product also features the compliance method and low flammability features of CAL 133.

The application of this up-charge and the compliance method does not mean that the specific configuration of product and upholstery cover are tested and officially certified as being CAL133 compliant. If the official certification is required, Krug will provide this (through an independent certified testing laboratory) at a charge of \$700 per item, plus the cost of the product to be tested. Lead time for certification testing is typically 4-8 weeks.

Krug assumes no responsibility for the testing of our products in combination with upholstery covers, or for the results of any testing conducted. Some specific configurations of products and upholstery have already been tested. Please contact Customer Service for additional information. CAL 133 and Moisture Barrier is available for **\$44 list** per yard.

**DIMENSIONS**

	Overall Width	Overall Depth	Overall Height	Seat Height	Height of Arms From Floor	Width Between Arms	Seat Depth	Shipping Weight	Cubes
One-seat	29.25	27	34	18.5	26.75	23	19.25	67	21.5
Two-seat	52.25	27	34	18.5	26.75	46	19.25	90	38
Three-seat	75.25	27	34	18.5	26.75	69	19.25	116	54.5
One-seat (Bariatric)	36.25	27	34	18.5	26.75	30	19.25	72	22.6

**COM YARDAGES (Lounge Product Only Available with Arms)**

	COM Entire Unit	COM 2 Entire Units	COM 3 Entire Units	COM 4 Entire Units
One-seat	4	7.25	11.5	14.5
Two-seat	5.5	11	16	21.70
Three-seat	7.1	13.25	19	28
One-seat (Bariatric)	4.5	9	13.5	18

**COM YARDAGES (Individual Components)**

	COM Yardage Per Seat	COM Yardage Per 2 Seats	COM Yardage Per 3 Seats	COM Yardage Per 4 Seats	COM Yardage Per Back	COM Yardage Per 2 Backs	COM Yardage Per 3 Backs
One-seat	1.25	2.1	3.35	4.2	1.75	2.75	3.5
Two-seat	1.75	3.4	5.1	6.5	2.5	4.54	6.08
Three-seat	2.5	4.6	7	9	3.5	6.25	9
One-seat (Bariatric)	1.25	2.5	3.75	5	1.75	3.5	5.25

**COM YARDAGES (Individual Components)**

	COM Yardage Per 4 Backs	COM Yardage Per Arm	COM Yardage Per 2 Arms	COM Yardage Per 3 Arms	COM Yardage Per 4 Arms
One-seat	5.25	1.5	1.90	2.61	3.3
Two-seat	8.5	1.5	1.90	2.61	3.3
Three-seat	12.5	1.5	1.90	2.61	3.3
One-seat (Bariatric)	7	1.5	1.90	2.61	3.3

To calculate the COM Yardage for more than 4 units, take the largest multiple (4 units) and add the closest remainder. See below for example calculations.

5 Units = Take the yardage for 4 units and add the yardage for 1 unit

6 Units = Take the yardage for 4 units and add the yardage for 2 units

7 Units = Take the yardage for 4 units and add the yardage for 3 units

8 Units = Take the yardage for 4 units and multiple by 2

9 Units = Take the yardage for 4 units, multiply by 2, add yardage for 1 unit

10 Units = Take the yardage for 4 units, multiply by 2, add yardage for 2 units

20 Units = Take the yardage for 4 units, multiply by 5

67 Units = Take the yardage for 4 units, multiply by 16, add yardage for 3 units

**COMBINATION UPHOLSTERY**

When combination upholstery is with upholstery of the same grade or COM, an upcharge for dual fabrics is **\$22 list** per unit and **\$44 list** per unit for three fabrics will be applied. When graded in combination upholstery is selected, use the highest upholstery selected or contact Customer Service for a quote (please provide the fabrics specified and a description of where each fabric is to be applied on the product in order to obtain a quote)


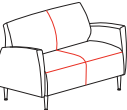
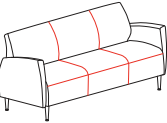
**ORDERING NOTES:**

Please note, Zola Lounge chairs are pre-assembled at Krug and cannot be reconfigured into Modular units. Arms and backs cannot be removed from the seat. Please see page 139 for Modular offering. Zola Lounge chairs cannot be used in conjunction with Zola Linking Tables. Zola Bariatric Lounge Two-Seats and Three-Seats units have the same dimensions as the Regular Lounge Two-Seats and Three-seats. Zola Lounge chairs are not available with replacement components or covers. These options are only available on the Modular product.

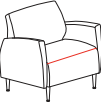
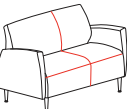
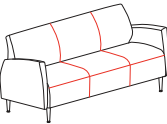
**FEATURES:** For a complete listing of features see page 135.



# ZOLA | LOUNGE

DESCRIPTION/MODEL	COM		COL	FABRIC GRADES			LEATHER		
	1	2		4	5	6	7	8	9
 One-Seat ZOL3 F1111	1521	1604	1687	1830	1974	2117	2261	2289	2613
 Two-Seat ZOL3 F2111	2249	2354	2453	2607	2762	2916	3070	3225	3467
 Three-seat ZOL3 F3111	3054	3209	3363	3672	3981	4289	4598	4907	5436

# ZOLA | BARIATRIC LOUNGE

DESCRIPTION/MODEL	COM		COL	FABRIC GRADES			LEATHER		
	1	2		4	5	6	7	8	9
 One-seat Bariatric ZOL3 FB1111	1687	1769	1852	1996	2139	2283	2426	2569	2778
<b>NOTE:</b> One-seat Bariatric is 30” wide between arms.									
 Two-Seat Bariatric ZOL3 FB2111	2310	2415	2514	2668	2822	2977	3131	3285	3528
<b>NOTE:</b> The Two-Seat Bariatric comes standard with a fifth leg for extra support.									
 Three-Seat Bariatric ZOL3 FB3111	3126	3280	3435	3743	4052	4361	4669	4978	5507
<b>NOTE:</b> The Three-Seater Bariatric comes standard with a fifth leg for extra support.									

## ORDERING NOTES

Zola Lounge Seating is available with 4 casters, for an upcharge of **\$74 list** per chair. Please add a ‘2’ at the end of the model number for casters ie; ZOL3 F1112. Zola Lounge Seating is available with 2 legs and 2 casters version, for an upcharge of **\$53 list** per chair. Please add a ‘3’ at the end of the model number for leg/caster version ie; ZOL3 F1113. Please note, bariatric versions are not available with either of these options. All units are shipped with legs detached.

Zola Lounge Seating is available with the option of Urethane arm caps please select “2” for Urethane and add an upcharge of **\$168 list**, for two arms.

## PRODUCT CODE KEY

Line	Series	Chair Type	Seat Count	Back Type	Arm Type	Leg Type
<div>ZOL</div> <div>Zola</div>	<div>3</div> <div>Soft Seating</div>	<div>F</div> <div>Freestanding</div>	<div>1</div> <div>One Seat</div>	<div>1</div> <div>Fully Uph Back</div>	<div>1</div> <div>Uph Arm</div>	<div>1</div> <div>Standard Leg + Glide</div>
		<div>FB</div> <div>Freestanding Bariatric</div>	<div>2</div> <div>Two Seat</div>	<div>2</div> <div>Wood Back</div>	<div>2</div> <div>Urethane Arm Cap</div>	<div>2</div> <div>Casters</div>
			<div>3</div> <div>Three Seat</div>	<div>3</div> <div>Wood Back with Uph Pad</div>		<div>3</div> <div>Combination 2 Front Standard Legs &amp; 2 Rear Casters</div>

**DIMENSIONS - ARMLESS UNITS**

	Overall Width	Overall Depth	Overall Height	Seat Height	Seat Depth	Shipping Weight	Cubes
One-seat	23	27	34	18.5	19.25	57	9.75
Two-seat	46	27	34	18.5	19.25	89	17.6
Three-seat	69	27	34	18.5	19.25	122	26.3
One-seat (Bariatric)	30	27	34	18.5	19.25	62	11.5

**DIMENSIONS - WITH ARMS**

	Overall Width	Overall Depth	Overall Height	Seat Height	Seat Depth	Shipping Weight	Cubes
One-seat	29	27	34	18.5	19.25	88	9.75
Two-seat	52	27	34	18.5	19.25	120	17.6
Three-seat	75	27	34	18.5	19.25	154	26.3
One-seat (Bariatric)	36	27	34	18.5	19.25	96	11.5

**COM YARDAGES - ARMLESS UNITS**

	COM Yardage Entire Unit w/ Arms	COM Yardage 2 Entire Units w/ Arms	COM Yardage 3 Entire Units w/ Arms	COM Yardage 4 Entire Units w/ Arms
One-seat	2.2	4.6	6.38	8.8
Two-seat	3.8	7.9	10.75	14.5
Three-seat	5.75	11	16	22
One-seat (Bariatric)	3.0	6.3	9.5	13.86

**COM YARDAGES - WITH ARMS**

	COM Yardage Entire Unit w/ Arms	COM Yardage 2 Entire Units w/ Arms	COM Yardage 3 Entire Units w/ Arms	COM Yardage 4 Entire Units w/ Arms
One-seat	4	7.25	11.5	14.5
Two-seat	5.5	11	16	21.7
Three-seat	7.1	13.25	19	28
One-seat (Bariatric)	4.5	9	13.5	18.3

**COM YARDAGES - Individual Components**

	COM Arms (Left & Right)	COM Yardage Per Back	COM Yardage Per 2 Backs	COM Yardage Per 3 Backs	COM Yardage Per 4 Backs	COM Yardage Per Seat	COM Yardage Per 2 Seats	COM Yardage Per 3 Seats	COM Yardage Per 4 Seats
One-seat	1.90	1.75	2.75	3.5	5.25	1.25	2.1	3.4	4.2
Two-seat	1.90	2.5	4.5	6.08	8.5	1.7	3.4	5.1	6.5
Three-seat	1.90	3.5	6.25	9	12.5	2.5	4.6	7	9
One-seat (Bariatric)	1.90	1.8	3.5	5.25	7	1.25	2.6	3.75	5.5

To calculate the COM Yardage for more than 4 units, take the largest multiple (4 units) and add the closest remainder. See below for example calculations.

5 Units = Take the yardage for 4 units and add the yardage for 1 unit

6 Units = Take the yardage for 4 units and add the yardage for 2 units

7 Units = Take the yardage for 4 units and add the yardage for 3 units

8 Units = Take the yardage for 4 units and multiply by 2

9 Units = Take the yardage for 4 units, multiply by 2, add yardage for 1 unit

10 Units = Take the yardage for 4 units, multiply by 2, add yardage for 2 units

20 Units = Take the yardage for 4 units, multiply by 5

67 Units = Take the yardage for 4 units, multiply by 16, add yardage for 3 units

Zola Modular Bariatric Two-Seats and Three-Seats units have the same dimensions as the Regular Modular Two-Seats and Three-seats.

**COMBINATION UPHOLSTERY**

When combination upholstery is with upholstery of the same grade or COM, an upcharge for dual fabrics is **\$22 list** per unit and **\$44 list** per unit for three fabrics will be applied. When graded in combination upholstery is selected, use the highest upholstery selected or contact Customer Service for a quote (please provide the fabrics specified and a description of where each fabric is to be applied on the product in order to obtain a quote)






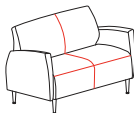
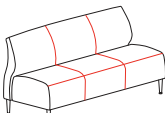
**PACKAGING**

All Modular Units, and tables will be shipped KD (Knocked Down)

**Upcharge for Removable Upholstery Covers:**

Option Upcharge	\$ List	Option Upcharge	\$ List
Arms (Right or Left)	53	One-seat seat	32
Interim Arm	42	Two-seat seat	47
One-seat back	47	Three-seat seat	58
Two-seat back	68	One-seat bariatric seat	42
Three-seat back	84		
One-seat bariatric back	53		

# ZOLA | MODULAR

DESCRIPTION/MODEL	SPECIES	COM 1	2	COL 3	FABRIC GRADES 4	5	6	7	LEATHER 8	9
 One-Seat, Uph Back Armless ZOL3 M1101 n/a		1058	1114	1169	1268	1367	1467	1566	1665	1842
 One-Seat, Uph Back w/ Arms ZOL3 M1111 n/a		1621	1703	1781	1924	2067	2210	2354	2497	2712
 One-Seat, Wood or Palette Back, Armless ZOL3 M1201	Beech	960	982	1004	1048	1092	1136	1180	1224	1290
	Maple/ Cherry	987	1009	1031	1075	1119	1163	1208	1252	1318
	Palette	960	982	1004	1048	1092	1136	1180	1224	1290
 One-Seat, Wood or Palette Back w/ Uph Pad, Armless ZOL3 M1301	Beech	1114	1147	1169	1224	1268	1313	1357	1401	1489
	Maple/ Cherry	1141	1174	1196	1252	1296	1340	1384	1428	1516
	Palette	1114	1147	1169	1224	1268	1313	1357	1401	1489
 Two-Seat, Uph Back Armless ZOL3 M2101 n/a		1852	1957	2056	2210	2365	2519	2673	2828	3070
 Two-Seat, Uph Back w/ Arms ZOL3 M2111 n/a		2415	2519	2619	2773	2927	3082	3236	3390	3633
 Three-Seat, Uph Back Armless ZOL3 M3101 n/a		2658	2812	2966	3275	3584	3892	4201	4510	5039

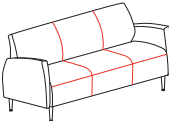
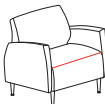
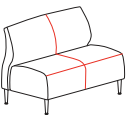
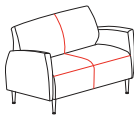
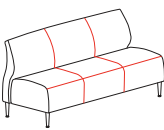
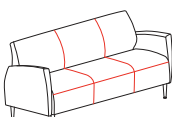
**ORDERING NOTES:** Zola Modular Seating is available with 4 casters, for an upcharge of **\$74 list** per chair. Please add a '2' at the end of the model number for casters ie; ZOL3 F1112. Zola Modular Seating is available with 2 legs and 2 casters version, for an upcharge of **\$53 list** per chair. Please add a '3' at the end of the model number for leg/caster version ie; ZOL3 F1113. Please note, bariatric versions are not available with either of these options. Please note when Zola Modular Chairs are ordered, each chair is automatically supplied with two seat to seat brackets (ZOL3 RLKB2). All Modular Units, and tables will be shipped KD (knocked down).

Zola Lounge Seating is available with the option of Urethane arm caps please select "2" for Urethane add an upcharge of **\$168 list**, for two arms.

## PRODUCT CODE KEY

Line	Series	Chair Type	Seat Count	Back Type	Arm Type	Leg Type
ZOL Zola	3 Soft Seating	M Modular	1 One Seat	1 Fully Uph Back	1 Uph Arm	1 Standard Leg + Glide
		MB Modular Bariatric	2 Two Seat	2 Wood Back	2 Urethane Arm Cap	2 Casters
			3 Three Seat	3 Wood Back with Uph Pad		3 Combination 2 Front Standard Legs & 2 Rear Casters

# ZOLA | MODULAR & MODULAR BARIATRIC



DESCRIPTION/MODEL			COM		COL		FABRIC GRADES				LEATHER	
			1	2	3	4	5	6	7	8	9	
	Three-Seat, Uph Back w/ Arms											
	ZOL3 M3111	n/a	3219	3374	3528	3837	4145	4454	4763	5072	5601	
	One-Seat, Bariatric, UPH Back, Armless											
	ZOL3 MB1101	n/a	1147	1180	1235	1335	1433	1533	1632	1731	1908	
ORDERING NOTES: One-seat Bariatric seat is 30” wide.												
	One-Seat, Bariatric, UPH Back, Arms											
	ZOL3 MB1111	n/a	1709	1791	1869	2012	2156	2298	2442	2585	2800	
ORDERING NOTES: One-seat Bariatric seat is 30” wide between the arms.												
	Two-Seat, Bariatric, UPH Back, Armless											
	ZOL3 MB2101	n/a	1913	2018	2117	2271	2425	2580	2734	2889	3131	
ORDERING NOTES: The Two-Seat Bariatric comes standard with a fifth leg for extra support.												
	Two-Seat, Bariatric, UPH Back, Arms											
	ZOL3 MB2111	n/a	2475	2580	2679	2834	2988	3142	3297	3451	3694	
ORDERING NOTES: The Two-Seat Bariatric comes standard with a fifth leg for extra support.												
	Three-Seat, Bariatric UPH Back, Armless											
	ZOL3 MB3101	n/a	2729	2883	3038	3346	3655	3964	4272	4581	5110	
ORDERING NOTES: The Three-Seat Bariatric comes standard with a fifth leg for extra support.												
	Three-Seat, Bariatric UPH Back, Arms											
	ZOL3 MB3111	n/a	3291	3445	3599	3908	4217	4526	4834	5143	5672	
ORDERING NOTES: The Three-Seat Bariatric comes standard with a fifth leg for extra support.												

**ORDERING NOTES:** Zola Modular Seating is available with 4 casters, for an upcharge of **\$74 list** per chair. Please add a '2' at the end of the model number for casters ie; ZOL3 F1112. Zola Modular Seating is available with 2 legs and 2 casters version, for an upcharge of **\$53 list** per chair. Please add a '3' at the end of the model number for leg/caster version ie; ZOL3 F1113. Please note, bariatric versions are not available with either of these options. Please note when Zola Modular Chairs are ordered, each chair is automatically supplied with two seat to seat brackets (ZOL3 RLKB2). All Modular Units, and tables will be shipped KD (knocked down). Zola Lounge Seating is available with the option of Urethane arm caps please select "2" for Urethane add an upcharge of **\$168 list**, for two arms.


## PRODUCT CODE KEY

Line	Series	Chair Type	Seat Count	Back Type	Arm Type	Leg Type
ZOL Zola	3 Soft Seating	M Modular	1 One Seat	1 Fully Uph Back	1 Uph Arm	1 Standard Leg + Glide
		MB Modular Bariatric	2 Two Seat	2 Wood Back	2 Urethane Arm Cap	2 Casters
			3 Three Seat	3 Wood Back with Uph Pad		3 Combination 2 Front Standard Legs & 2 Rear Casters


## ZOLA | MODULAR BACKS & ARMS

DESCRIPTION/MODEL		SPECIES	COM		COL	FABRIC GRADES			LEATHER		COM YARDAGE	SHIPPING	
			1	2		3	4	5	6	7		8	9
	Left, Right,or Interim Arm												
	ZOL3 MAL	342	370	397	453	507	563	617	673	750	1.5	19	3.1
	ZOL3 MAR												
	ZOL3 MAI	243	254	265	287	309	331	353	375	408	0.33	13	1.8
	ZOL3 MALU	431	458	485	541	595	651	706	761	838	1.5	20.5	3
	ZOL3 MARU												

**ORDERING NOTES:** The Interim Arm was designed to fit in between two seating units and therefore shortens the width between arms by 1" per seating unit. The interim Arm does not compromise the overall width of the combined benches. Zola Arms (left or right) are specified when seated. ZOL3MALU & ZOL3 MARU are the modular arms with urethane cap. The Interim arm is not available with urethane cap.


	UPH Back												
	ZOL3 MB11*	546	590	634	722	811	899	1097	1185	1290	1.75	23	5.2
	ZOL3 MB21	717	777	838	960	1080	1202	1323	1445	1588	2.5	39	9.4
	ZOL3 MB31	872	948	1026	1180	1334	1489	1643	1798	1985	3.5	54	14
	ZOL3 MBB11	607	651	695	783	872	960	1048	1136	1252	2	28	6.1


**ORDERING NOTES:** The Two - Seat & Three - Seat Upholstered Backs are used for the Two-Seat & Three-seat Bariatric units as well. Only Upholstered Backs can be used on bariatric units.


	One-Seat Wood/Palette Back w/ UPH Pad													
	ZOL3 MB13	Beech	431	441	452	475	497	519	541	563	595	0.6	21	3.1
		Maple	463	475	485	507	529	551	563	585	629	0.6	21	3.1
		/Cherry												
		Palette	431	441	452	475	497	519	541	563	595	0.6	25	3.1

	One-Seat Wood/Palette Back					
	ZOL3 MB12	Beech	298	-	19	3.1
		Maple	326	-	19	3.1
		/Cherry				
		Palette	298	-	23	3.1

## ZOLA | MODULAR - REPLACEMENT COMPONENTS







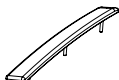
DESCRIPTION/MODEL		SPECIES	COM		COL	FABRIC GRADES				LEATHER		COM YARDAGE	SHIPPING	
			1	2		3	4	5	6	7	8		9	WEIGHT
	Modular One-Seat Wood Back													
	ZOL3 RBM12	Beech	254									-	19	3.1
		Maple	281									-	19	3.1
		/Cherry												
		Palette	254									-	23	3.1

	Modular One-Seat Wood Back w/ Upholstered Pad													
	ZOL3 RBM13	Beech	386	397	408	431	453	475	497	519	551	0.6	21	3.1
		Maple	419	431	441	463	485	507	519	541	585	0.6	21	3.1
		/Cherry												
		Palette	386	397	408	431	453	475	497	519	551	0.6	25	3.1

	Upholstered Back												
	ZOL3 RBM11*	502	546	590	678	767	855	1053	1141	1246	1.75	23	5.2
	ZOL3 RBM21	673	733	794	916	1036	1158	1279	1401	1544	2.5	39	9.4
	ZOL3 RBM31	827	904	982	1136	1290	1445	1599	1754	1940	3.5	54	14
	ZOL3 RBBM11	563	607	651	739	827	916	1004	1092	1208	2	28	6.1

**ORDERING NOTE:** The Two-Seat & Three-Seat Upholstered Backs are used for the Two-Seat & Three-Seat Bariatric units as well. Only Upholstered Backs can be used. Modular Upholstered Replacement Backs are supplied with velcro upholstery that allows for assembly of existing "L" brackets on site prior to assembly to the bench. Replacement Backs do not include mounting brackets and legs and Replacement Seat/Benches do not include legs and joining brackets. The hardware can be transferred from the original component to the replacement component. If new hardware is required, Modular Arms/Backs/Benches should be ordered.

## ZOLA | MODULAR - REPLACEMENT COMPONENTS

DESCRIPTION/MODEL	COM		COL		FABRIC GRADES			LEATHER			COM		
	1	2	3	4	5	6	7	8	9	YARDAGE	WEIGHT	CUBE	
	Right or Left Upholstered Arm												
	ZOL3 RAMR	303	331	358	414	468	524	579	634	711	1.5	14	3
	ZOL3 RAML												
	ZOL3 RAMRU	392	419	446	502	557	612	667	722	799	1.5	15.5	3
	ZOL3 RAMLU												
<b>ORDERING NOTES:</b>													
Zola Replacement arms (left or right) are specified when seated. Replacement Modular Arms are sent without modular hardware. Replacement Arms do not include mounting brackets. ZOL3 RAMRU & ZOL3 RAMLU are replacement arms with urethane cap.													
	UPH Seat												
	ZOL3 RSM1*	541	573	607	667	728	789	849	909	1033	1.33	25	5.2
	ZOL3 RSM2	783	821	860	943	1026	1108	1191	1274	1411	1.75	39	9.4
	ZOL3 RSM3	1020	1075	1130	1246	1362	1477	1593	1709	1852	2.5	50	14
	ZOL3 RSMB1	700	733	767	833	899	965	1031	1097	1196	1.75	26	6.1
	ZOL3 RSMB2	838	882	926	1009	1092	1174	1257	1340	1477	1.75	39	9.4
	ZOL3 RSMB3	1224	1279	1335	1433	1533	1632	1731	1830	1985	2.5	50	14
	Back Cover												
	ZOL3 RCB1*	210	254	298	386	475	563	651	739	882	2	2.8	1.7
	ZOL3 RCB2	287	353	419	551	684	816	948	1080	1246	3	3.6	1.7
	ZOL3 RCB3	353	441	529	706	882	1058	1235	1411	1632	3.75	4.3	1.7
	ZOL3 RCBB1	233	276	320	408	497	585	673	761	894	2	2.8	1.7
	Seat Cover												
	ZOL3 RCS1*	188	221	254	320	386	453	519	585	684	1.33	2.3	1.7
	ZOL3 RCS2	243	287	331	419	507	595	684	772	916	1.75	2.6	1.7
	ZOL3 RCS3	309	364	419	475	529	585	639	695	783	2.5	3.8	1.7
	ZOL3 RCSB1	287	326	364	441	519	595	673	750	860	1.75	2.6	1.7
	Back Pad												
	OL3 RP	154	166	176	198	221	243	265	287	320	0.6	1.6	2
	Arm Covers Right, Left or Interim												
	ZOL3 RCAR	188	221	254	320	386	453	519	585	673	1.5	2.5	1.7
	ZOL3 RCAL												
	ZOL3 RCAI	122	132	144	166	188	210	232	254	281	0.33	1.5	1.7
	ZOL3 RCARU	188	221	254	320	386	453	519	585	673	1.5	2.5	1.7
	ZOL3 RCALU												
<b>ORDERING NOTES:</b> Replacement Arm Covers (left or right) are specified as seated. ZOL3 RCARU & ZOL3 RCALU are arm covers for arms with the urethane arm cap option.													
	Urethane Arm Cap												
	ZOL3 AUR	88									1.5	0.3	
	ZOL3 AUL										1.5	0.3	

# ZOLA | MODULAR CURVE

## DIMENSIONS INSIDE CURVE

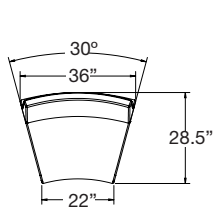
	Overall Width	Overall Depth	Overall Height	Seat Height	Seat Depth	Shipping Weight	Cubes
Single seat							
30°	36	28.5	34	18.5	22.5	50	18
45°	42	29	34	18.5	22.5	54	19
60°	48	29	34	18.5	22.5	57	22
90°	59	31	34	18.5	22.5	69	26
Double seat							
30°	58	30	34	18.5	22.5	90	32
45°	64	31	34	18.5	22.5	97.2	33
60°	70	33	34	18.5	22.5	102.6	39
90°	81	36	34	18.5	22.5	124.2	46

## COM Yardages

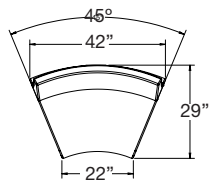
	COM Yardage Entire Unit	COM Yardage 2 Entire Units	COM Yardage 3 Entire Units	COM Yardage 4 Entire Units
Single seat				
30°	3.70	7.4	11.1	14.8
45°	4.40	8.8	13.2	17.6
60°	4.40	8.8	13.2	17.6
90°	4.61	9.2	13.83	18.44
Double seat				
30°	6.3	12.6	18.9	25.2
45°	6.4	12.8	19.2	25.6
60°	8.2	16.4	24.6	32.8
90°	8.2	16.4	24.6	32.8

## COM Yardages - Individual Components

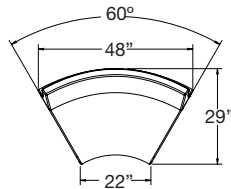
	COM Yardage Per Back	COM Yardage Per 2 Backs	COM Yardage Per 3 Backs	COM Yardage Per 4 Backs	COM Yardage Per Seat	COM Yardage Per 2 Seats	COM Yardage Per 3 Seats	COM Yardage Per 4 Seats
Single seat								
30°	1.9	3.8	5.7	7.6	1.8	3.6	5.4	7.2
45°	2.6	5.2	7.8	10.4	1.8	3.6	5.4	7.2
60°	2.6	5.2	7.8	10.4	1.8	3.6	5.4	7.2
90°	2.8	5.6	8.4	11.2	1.8	3.6	5.4	7.2
Double seat								
30°	2.9	5.8	8.7	11.6	3.4	6.8	10.2	13.6
45°	3	6.0	9.0	12.0	3.4	6.8	10.2	13.6
60°	4.8	8.8	13.5	17.4	3.4	6.8	10.2	13.6
90°	4.8	8.8	13.5	17.4	3.4	6.8	10.2	13.6



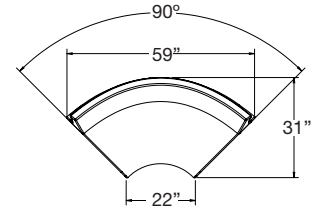
Single Seat, Uph 30° Inside Curve



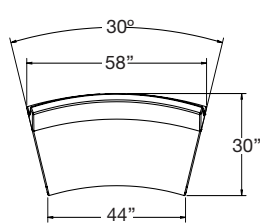
Single Seat, Uph 45° Inside Curve



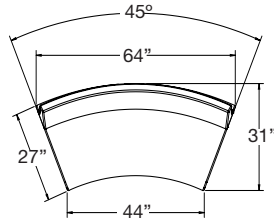
Single Seat, Uph 60° Inside Curve



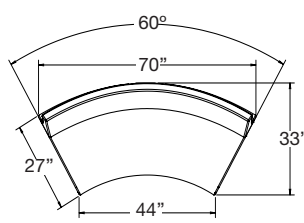
Single Seat, Uph 90° Inside Curve



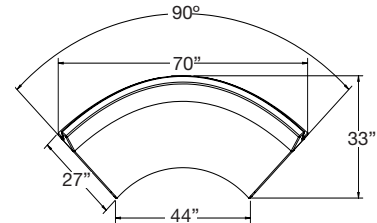
Double Seat, Uph 30° Inside Curve



Double Seat, Uph 45° Inside Curve



Double Seat, Uph 60° Inside Curve



Double Seat, Uph 90° Inside Curve

## Upcharge for Removable Upholstery Covers:

Option	\$ List	Option	\$ List
Single-seat curve 30° seat	42	Double-seat curve 30° seat	64
Single-seat curve 45° seat	44	Double-seat curve 45° seat	71
Single-seat curve 60° seat	59	Double-seat curve 60° seat	86
Single-seat curve 90° seat	77	Double-seat curve 90° seat	88



**DIMENSIONS OUTSIDE CURVE**

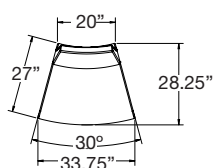
	Overall Width	Overall Depth	Overall Height	Seat Height	Seat Depth	Shipping Weight	Cubes
Single seat							
30°	33.75	28.25	34	18.5	22.5	48	23
45°	38.75	28.75	34	18.5	22.5	49	24
60°	43.5	29.25	34	18.5	22.5	50	29
90°	52	29.75	34	18.5	22.5	51	34
Double seat							
30°	55.75	29.75	34	18.5	22.5	83	36
45°	60.75	31	34	18.5	22.5	84	40
60°	65.75	32.25	34	18.5	22.5	86	45
90°	74	34.5	34	18.5	22.5	96	56

**COM Yardages**

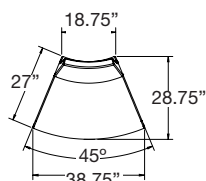
	COM Yardage Entire Unit	COM Yardage 2 Entire Units	COM Yardage 3 Entire Units	COM Yardage 4 Entire Units
Single seat				
30°	3.32	6.14	9.46	12.28
45°	3.32	6.14	9.46	12.28
60°	3.32	6.14	9.46	12.28
90°	3.32	6.14	9.46	12.28
Double seat				
30°	6.50	13.0	19.5	26.0
45°	6.50	13.0	19.5	26.0
60°	6.50	13.0	19.5	26.0
90°	6.50	13.0	19.5	26.0

**COM Yardages - Individual Components**

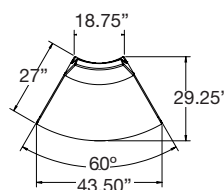
	COM Yardage Per Back	COM Yardage Per 2 Backs	COM Yardage Per 3 Backs	COM Yardage Per 4 Backs	COM Yardage Per Seat	COM Yardage Per 2 Seats	COM Yardage Per 3 Seats	COM Yardage Per 4 Seats
Single seat								
30°	1.7	2.95	4.65	5.9	1.8	3.6	5.4	7.2
45°	1.7	2.95	4.65	5.9	1.8	3.6	5.4	7.2
60°	1.7	2.95	4.65	5.9	1.8	3.6	5.4	7.2
90°	1.7	2.95	4.65	5.9	1.8	3.6	5.4	7.2
Double seat								
30°	3.1	6.2	9.3	12.4	3.4	6.8	10.2	13.6
45°	3.1	6.2	9.3	12.4	3.4	6.8	10.2	13.6
60°	3.1	6.2	9.3	12.4	3.4	6.8	10.2	13.6
90°	3.1	6.2	9.3	12.4	3.4	6.8	10.2	13.6



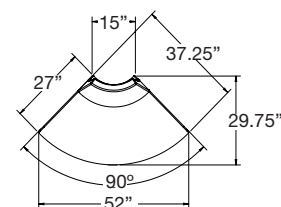
Single Seat, Uph 30° Outside Curve



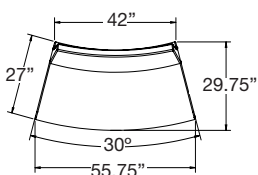
Single Seat, Uph 45° Outside Curve



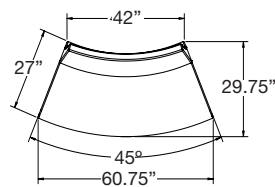
Single Seat, Uph 60° Outside Curve



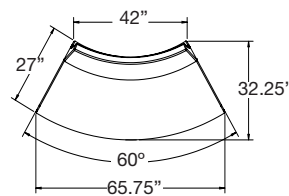
Single Seat, Uph 90° Outside Curve



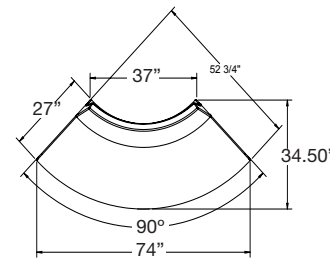
Double Seat, Uph 30° Outside Curve



Double Seat, Uph 45° Outside Curve



Double Seat, Uph 60° Outside Curve



Double Seat, Uph 90° Outside Curve

**Upcharge for Removable Upholstery Covers:**

Option	\$ List	Option	\$ List
Single-seat curve 30° seat	42	Double-seat curve 30° seat	64
Single-seat curve 45° seat	44	Double-seat curve 45° seat	71
Single-seat curve 60° seat	59	Double-seat curve 60° seat	86
Single-seat curve 90° seat	77	Double-seat curve 90° seat	88

ZOLA | MODULAR CURVE

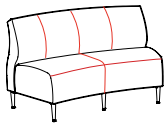
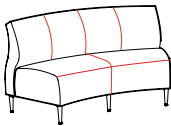
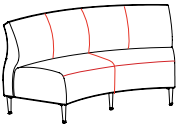
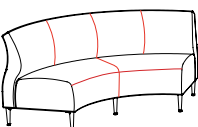
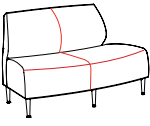
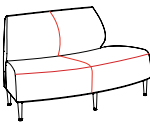
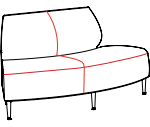
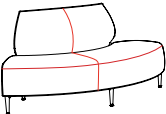
DESCRIPTION/MODEL	COM		COL	FABRIC GRADES			LEATHER		
	1	2		4	5	6	7	8	9
 Single-Seat, 30° Inside Curve ZOL3 MCIS30D1	1605	1696	1785	1911	2056	2182	2326	2506	2686
 Single-Seat, 45° Inside Curve ZOL3 MCIS45D1	1888	2003	2119	2282	2468	2629	2815	3047	3279
 Single-Seat, 60° Inside Curve ZOL3 MCIS60D1	2140	2255	2371	2534	2720	2881	3067	3299	3531
 Single-Seat, 90° Inside Curve ZOL3 MCIS90D1	2431	2577	2723	2926	3159	3363	3596	3888	4180
 Single-Seat, 30° Outside Curve ZOL3 MCOS30D1	1445	1526	1607	1720	1850	1964	2093	2255	2417
 Single-Seat, 45° Outside Curve ZOL3 MCOS45D1	1699	1803	1908	2054	2221	2367	2534	2744	2951
 Single-Seat, 60° Outside Curve ZOL3 MCOS60D1	1926	2030	2135	2281	2448	2594	2760	2969	3177
 Single-Seat, 90° Outside Curve ZOL3 MCOS90D1	2188	2318	2450	2633	2843	3027	3237	3500	3762

**ORDERING NOTES:** Please note when Zola Modular Chairs are ordered, each chair is automatically supplied with two seat to seat brackets (ZOL3 RLKB2). All Modular Units, and tables will be shipped KD (knocked down).

PRODUCT CODE KEY

Line	Series	Chair Type	Curve Style	Seat Count	Seat Degree	Leg Type
<div>ZOL</div> <div>Zola</div>	<div>3</div> <div>Soft Seating</div>	<div>MC</div> <div>Modular</div> <div>MCB</div> <div>Modular Bariatric</div>	<div>I</div> <div>Inside Curve</div> <div>O</div> <div>Outside Curve</div>	<div>S</div> <div>Single</div> <div>D</div> <div>Double</div>	<div>30D</div> <div>30 Degree</div> <div>45D</div> <div>45 Degree</div> <div>60D</div> <div>60 Degree</div> <div>90D</div> <div>90 Degree</div>	<div>1</div> <div>Standard Leg + Glide</div>

# ZOLA | MODULAR CURVE

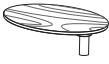
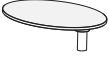

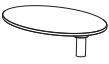





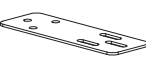
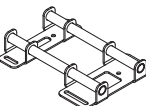



DESCRIPTION/MODEL	COM		COL	FABRIC GRADES			LEATHER		
	1	2		4	5	6	7	8	9
 Double-Seat, 30° Inside Curve ZOL3 MCID30D1	2809	2966	3125	3345	3597	3818	4071	4386	4701
 Double-Seat, 45° Inside Curve ZOL3 MCID45D1	3303	3506	3709	3992	4317	4601	4926	5331	5737
 Double-Seat, 60° Inside Curve ZOL3 MCID60D1	3744	3947	4150	4433	4758	5042	5367	5772	6178
 Double-Seat, 90° Inside Curve ZOL3 MCID90D1	4254	4509	4764	5121	5528	5885	6293	6804	7313
 Double-Seat, 30° Outside Curve ZOL3 MCOD30D1	2528	2670	2812	3010	3238	3437	3663	3947	4232
 Double-Seat, 45° Outside Curve ZOL3 MCOD45D1	2973	3155	3338	3593	3885	4141	4433	4799	5163
 Double-Seat, 60° Outside Curve ZOL3 MCOD60D1	3369	3552	3735	3990	4282	4538	4830	5195	5560
 Double-Seat, 90° Outside Curve ZOL3 MCOD90D1	3827	4058	4287	4608	4976	5297	5665	6124	6582

**ORDERING NOTES:** Please note when Zola Modular Chairs are ordered, each chair is automatically supplied with two seat to seat brackets (ZOL3 RLKB2). All Modular Units, and tables will be shipped KD (knocked down).

## PRODUCT CODE KEY

Line	Series	Chair Type	Curve Style	Seat Count	Seat Degree	Leg Type
ZOL	3	MC	I	S	30D	1
Zola	Soft Seating	Modular	Inside Curve	Single	30 Degree	Standard Leg + Glide
		MCB	O	D	45D	
		Modular Bariatric	Outside Curve	Double	45 Degree	
					60D	
					60 Degree	
					90D	
					90 Degree	

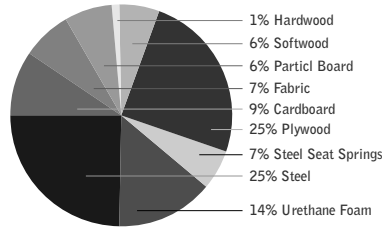
## ZOLA | REPLACEMENT COMPONENTS & ELECTRICAL

DESCRIPTION/MODEL		PRICE	WEIGHT	CUBE
	Wood Tablet & Mounting Plate Only ZOL3 RT1 Beech	265	5	0.32
	Maple /Cherry	281	5	0.32
	Painted Tablet & Mounting Plate Only ZOL3 RT2 n/a	193	5	0.32
	Glass Tablet & Mounting Plate Only ZOL3 RT3 n/a	453	6	0.32
	Laminate Tablet & Mounting Plate Only ZOL3 RT4 n/a	276	5	0.32
<b>ORDERING NOTES:</b> The Zola replacement tablets on this page include the top with mounting plate only. Please note when Zola Modular Seats are ordered, each seat is automatically supplied with two seat to seat brackets (ZOL3 RLKB2).				
	Leg ZOL3 RLS	39	1	0.125
	Leg Glide (4) ZOL3 RLG	17	0.2	0.01
	Caster Leg ZOL3 RLC	27	0.4	0.125
	Caster Without Brake ZOL3 RC1	39	0.4	0.125
<b>ORDERING NOTE:</b> Casters cannot be ordered as replacement items for bariatric units.				
	Caster With Brake ZOL3 RC2	49	0.4	0.125
<b>ORDERING NOTE:</b> Casters cannot be ordered as replacement items for bariatric units.				
	Seat to Seat Bracket ZOL3 RLKB2	66	1	0.125
	Table to Seat Bracket ZOL3 RLKB1	78	3	0.125
	Power Doc ZOL3 POWERDOC	210	4	0.375
	<b>ORDERING NOTES:</b> The Power Doc brings power and communications to Zola users. Mountable on both seats and tables, it has a self-closing metal cover for safety and cleanliness. Power Docs are supplied with 10 feet of electrical cord and two cable straps, for feeding two front-facing, and one rear-facing, simplex receptors Each Power Doc features two 12 amp, 120 volt receptacles, two USB output ports, one USB input port, one RJ-45port, and one RJ-11 port. An optional Mesh Wire Manager is available to channel cabling to wall or floor monuments.			
	Wire Manager Shroud ZOL3 WM10	83	1	0.375
<b>ORDERING NOTES:</b> Comes in a 10' length when ordered. Can be cut to size on site.				

## SUTTON



### MATERIAL CONTENT:



PRE-CONSUMER  
RECYCLED CONTENT = 8.09%

POST-CONSUMER  
RECYCLED CONTENT = 15.29%

Up to 23.38% of Sutton product is recyclable at the end of its useful life.

### CONTRIBUTES TO

CREDIT 2.1 - 2.2	Construction Waste Management	1-2 point(s)
CREDIT 3.3	Resource Reuse	1 point
CREDIT 4.1	Recycled Content	1 point
CREDIT 4.5	Low Emitting Materials, Systems & Seating	1 point
CREDIT 5.1	Regional Materials*	1 point
CREDIT 7	Certified Wood (MUST BE REQUESTED)	1 point(s)

\*This credit is only applicable if in total 20% of the combined value of the procurement of construction materials and in the furniture are manufactured within a radius of 500 miles. This credit will apply if the installation of the finished product occurs within 500 miles of Kitchener, Ontario.

## level® CERTIFICATION, AIR EMISSIONS AND FSC® CERTIFICATION



### level® CERTIFICATION

BIFMA's e3 Furniture Sustainability Standard is a voluntary, multi-attribute standard that measures the degree of sustainability of furniture. This standard evaluates product and company environmental attributes and compliance systems in a wide range of elements which include Materials, Energy & Atmosphere, Human & Ecosystem Health and Social Responsibility. Sutton products have earned level®, BIFMA's sustainability certification program for furniture, certification through third-party verification against the e3 standard.



FSC  
www.fsc.org  
FSC® C021699

The mark of responsible forestry

### AIR EMISSIONS

All Sutton products are supplied air-emissions certified. Contact customer service for information.

### FSC®

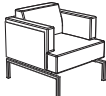


In 2005, Krug received Forest Stewardship Council® (FSC®) Chain-of-Custody certification for our manufacturing facilities. The FSC® Chain-of-Custody tracks certified wood from seedling to final sale. It signifies that the growth, harvesting and production of goods are entirely achieved through responsible forestry, which guarantees a healthy supply of forest resources for generations to come.

Contact customer service for further information, pricing and leadtimes.



Architects, designers, and building professionals can specify FSC®-certified products in order to achieve a point from the U.S. Green Building Council's Leadership in Energy and Environmental Design (LEED) Rating System.

# SUTTON

DESCRIPTION/MODEL/FINISHES		COM		COL	FABRIC GRADES			LEATHER		
		1	2	3	4	5	6	7	8	9
	ONE-SEAT									
	SUT3-1-0-1 Cherry, Oak, Maple, Walnut, Anigre	1555	1696	1861	2111	2267	2439	2646	3158	3791
	SUT3-1-0-2	1703	1867	2050	2350	2521	2709	2943	3511	4168
	SUT3-1-1-1 Cherry, Oak, Maple, Walnut, Anigre	1654	1814	1989	2281	2447	2631	2856	3409	4045
	SUT3-1-1-2 Cherry, Oak, Maple, Walnut, Anigre	1970	2128	2282	2439	2596	2755	2908	3097	3731
	TWO-SEAT									
	SUT3-2-0-1 Cherry, Oak, Maple, Walnut, Anigre	2080	2205	2337	2498	2686	2871	3421	3882	4692
	SUT3-2-0-2	2313	2454	2599	2781	2985	3195	3587	4319	5151
	SUT3-2-1-1 Cherry, Oak, Maple, Walnut, Anigre	2247	2382	2523	2700	2899	3101	3480	4193	5001
	SUT3-2-1-2 Cherry, Oak, Maple, Walnut, Anigre	2558	2720	2884	3083	3284	3481	3682	3939	4744
	THREE-SEAT									
	SUT3-3-0-1 Cherry, Oak, Maple, Walnut, Anigre	2822	2983	3158	3328	3497	3673	3861	4677	5807
	SUT3-3-0-2	3142	3319	3511	3701	3892	4084	4292	5202	6367
	SUT3-3-1-1 Cherry, Oak, Maple, Walnut, Anigre	3050	3223	3409	3593	3777	3965	4168	5053	6180
	SUT3-3-1-2 Cherry, Oak, Maple, Walnut, Anigre	3345	3602	3867	4189	4514	4837	5164	5535	6666

## DIMENSIONS & COM REQUIREMENTS

	Overall Width	Overall Depth	Overall Height	Seat Height	Height of Arms from Floor	Width between Arms	Seat Depth	Shipping Weight	Cube	COM Yardage
SUT3101	27.5	29.5	30.5	16.75	26	20.25	20.25	85	16.75	3.8
SUT3102	27.5	29.5	30.5	16.75	26	20.25	20.25	85	16.75	3.8
SUT3111	27.5	29.5	30.5	16.75	26	20.25	20.25	85	16.75	2.8
SUT3112	27.5	29.5	30.5	16.75	26	20.25	20.25	85	16.75	2.8
SUT3201	47.5	29.5	30.5	16.75	26	40.25	20.25	125	28.5	5.6
SUT3202	47.5	29.5	30.5	16.75	26	40.25	20.25	125	28.5	5.6
SUT3211	47.5	29.5	30.5	16.75	26	40.25	20.25	125	28.5	4.0
SUT3212	47.5	29.5	30.5	16.75	26	40.25	20.25	125	28.5	4.0
SUT3301	67.5	29.5	30.5	16.75	26	60.25	20.25	155	41	7.6
SUT3302	67.5	29.5	30.5	16.75	26	60.25	20.25	155	41	7.6
SUT3311	67.5	29.5	30.5	16.75	26	60.25	20.25	155	41	5.5
SUT3312	67.5	29.5	30.5	16.75	26	60.25	20.25	155	41	5.5

PRODUCT CODE KEY	Line	Series	Seat Count	Arm/Back Style	Base Style
SUT	3	1	0	1	
Sutton	Soft Seating	One-Seat	Fully Upholstered Surround	Wood Base & Legs	
		2	1	2	
		Two-Seat	Wood Surround	Metal Base & Legs	
		3	Three-Seat		

### STANDARD FINISHES

Oak finishes on wood surround versions are applied on Rift Oak. For a complete list of standard wood finishes please see page 4.

### METAL BASE OPTION

Metal base is available in silver metallic only.

Note: Rift Oak surround can only be specified with a silver metallic base.

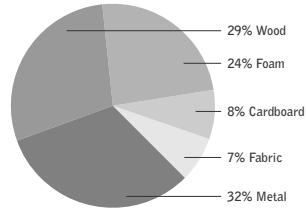
### REMOVABLE UPHOLSTERED SEAT COVERS

Sutton Lounge Chairs are available with a removable upholstered seat cover at an upcharge of **\$110 list** per one-seater chair, **\$221 list** per two-seater chair and **\$331 list** per three-seater chair.

## CARLYLE



MATERIAL CONTENT:



PRE-CONSUMER  
RECYCLED CONTENT = 3.96%

POST-CONSUMER  
RECYCLED CONTENT = 14.38%

Up to 37.5% of Carlyle product is  
recyclable at the end of its useful life.

### CONTRIBUTES TO

CREDIT 2.1 - 2.2	Construction Waste Management	1-2 point(s)
CREDIT 3.3	Resource Reuse	1 point
CREDIT 4.1	Recycled Content	1 point
CREDIT 4.5	Low Emitting Materials, Systems & Seating	1 point
CREDIT 5.1	Regional Materials*	1 point
CREDIT 7	Certified Wood (MUST BE REQUESTED)	1 point(s)

\*This credit is only applicable if in total 20% of the combined value of the procurement of construction materials and in the furniture are manufactured within a radius of 500 miles. This credit will apply if the installation of the finished product occurs within 500 miles of Kitchener, Ontario.

## level® CERTIFICATION, AIR EMISSIONS AND FSC® CERTIFICATION



### level® CERTIFICATION

BIFMA's e3 Furniture Sustainability Standard is a voluntary, multi-attribute standard that measures the degree of sustainability of furniture. This standard evaluates product and company environmental attributes and compliance systems in a wide range of elements which include Materials, Energy & Atmosphere, Human & Ecosystem Health and Social Responsibility. Carlyle products have earned level®, BIFMA's sustainability certification program for furniture, certification through third-party verification against the e3 standard.



FSC  
www.fsc.org  
FSC® C021699

The mark of responsible forestry

### AIR EMISSIONS

All Carlyle products are supplied air-emissions certified. Contact customer service for information.


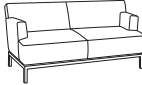
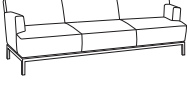
### FSC®

In 2005, Krug received Forest Stewardship Council® (FSC®) Chain-of-Custody certification for our manufacturing facilities. The FSC® Chain-of-Custody tracks certified wood from seedling to final sale. It signifies that the growth, harvesting and production of goods are entirely achieved through responsible forestry, which guarantees a healthy supply of forest resources for generations to come. Contact customer service for further information, pricing and leadtimes.



Architects, designers, and building professionals can specify FSC®-certified products in order to achieve a point from the U.S. Green Building Council's Leadership in Energy and Environmental Design (LEED) Rating System.

CARLYLE

DESCRIPTION/MODEL/FINISHES			COM		COL	FABRIC GRADES				LEATHER	
			1	2	3	4	5	6	7	8	9
	ONE-SEAT										
	CAR311	Cherry, Maple, Walnut, Anigre	2454	2533	2610	2764	2917	3074	3229	3512	3996
	CAR312		2454	2533	2610	2764	2917	3074	3229	3512	3996
	TWO-SEAT										
	CAR321	Cherry, Maple, Walnut, Anigre	3314	3430	3545	3740	3934	4128	4320	4740	5521
	CAR322	Cherry, Maple, Walnut, Anigre	3314	3430	3545	3740	3934	4128	4320	4740	5521
	THREE-SEAT										
	CAR331	Cherry, Maple, Walnut, Anigre	4468	4612	4752	5011	5271	5527	5787	6303	7271
	CAR332	Cherry, Maple, Walnut, Anigre	4468	4612	4752	5011	5271	5527	5787	6303	7271

DIMENSIONS & COM REQUIREMENTS

	Overall Width	Overall Depth	Overall Height	Seat Height	Height of Arms from Floor	Width between Arms	Seat Depth	Shipping Weight	Cube	COM Yardage
CAR311	33	30	32	17.5	26	20	22	60	24	4.5
CAR312	33	30	32	17.5	26	20	22	60	24	4.5
CAR321	59.5	30	32	17.5	26	47	22	94	43	7.25
CAR322	59.5	30	32	17.5	26	47	22	94	43	7.25
CAR331	84	30	32	17.5	26	70.5	22	135	62	9.0
CAR332	84	30	32	17.5	26	70.5	22	135	62	9.0

ORDERING NOTES

Carlyle Lounge Chairs are available with a removable upholstered seat cover at an upcharge of **\$110 list** per one-seater chair, **\$221 list** per two-seater chair and **\$331 list** per three-seater chair.

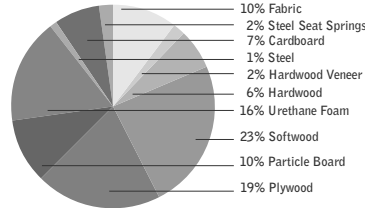
PRODUCT CODE KEY				STANDARD FINISHES	
Line	Series	Seat Count	Base Style	For a complete list of standard wood finishes please see page 4.	
CAR	3	1	1	<b>CARLYLE LOUNGE</b> Carlyle is available in both wood base and silver metallic base versions.	
Carlyle	Soft Seating	One-Seat	Wood Base & Legs		
		Two-Seat	Metal Base & Legs		
		Three-Seat			



## BRIO



MATERIAL CONTENT:



PRE-CONSUMER  
RECYCLED CONTENT = 7.09%

POST-CONSUMER  
RECYCLED CONTENT = 9.43%

Up to 11.34% of Brio product is recyclable at the end of its useful life.

### CONTRIBUTES TO

CREDIT 2.1 - 2.2	Construction Waste Management	1-2 point(s)
CREDIT 3.3	Resource Reuse	1 point
CREDIT 4.1	Recycled Content	1 point
CREDIT 4.5	Low Emitting Materials, Systems & Seating	1 point
CREDIT 5.1	Regional Materials*	1 point
CREDIT 7	Certified Wood (MUST BE REQUESTED)	1 point(s)

\*This credit is only applicable if in total 20% of the combined value of the procurement of construction materials and in the furniture are manufactured within a radius of 500 miles. This credit will apply if the installation of the finished product occurs within 500 miles of Kitchener, Ontario.

## level® CERTIFICATION, AIR EMISSIONS AND FSC® CERTIFICATION



### level® CERTIFICATION

BIFMA's e3 Furniture Sustainability Standard is a voluntary, multi-attribute standard that measures the degree of sustainability of furniture. This standard evaluates product and company environmental attributes and compliance systems in a wide range of elements which include Materials, Energy & Atmosphere, Human & Ecosystem Health and Social Responsibility. Brio products have earned level®, BIFMA's sustainability certification program for furniture, certification through third-party verification against the e3 standard.



FSC  
www.fsc.org  
FSC® C021899

The mark of responsible forestry

### AIR EMISSIONS

All Brio products are supplied air-emissions certified . Contact customer service for information.


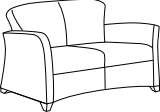

### FSC®

In 2005, Krug received Forest Stewardship Council® (FSC®) Chain-of-Custody certification for our manufacturing facilities. The FSC® Chain-of-Custody tracks certified wood from seedling to final sale. It signifies that the growth, harvesting and production of goods are entirely achieved through responsible forestry, which guarantees a healthy supply of forest resources for generations to come. Contact customer service for further information, pricing and leadtimes.



Architects, designers, and building professionals can specify FSC®-certified products in order to achieve a point from the U.S. Green Building Council's Leadership in Energy and Environmental Design (LEED) Rating System.

BRIO

DESCRIPTION/MODEL/FINISHES			COM		COL	FABRIC GRADES				LEATHER	
			1	2	3	4	5	6	7	8	9
	ONE-SEAT										
	4100-1	Cherry, Maple, Walnut, Anigre	1555	1696	1861	2111	2267	2439	2646	3158	3791
	TWO-SEAT										
	4100-2	Cherry, Maple, Walnut, Anigre	2080	2205	2337	2498	2686	2871	3421	3882	4692
	THREE-SEAT										
	4100-3	Cherry, Maple, Walnut, Anigre	2822	2983	3158	3328	3497	3673	3861	4677	5807

**ORDERING NOTES**  
Brio Lounge Chairs are available with a removable upholstered seat cover at an upcharge of **\$110 list** per one-seater chair, **\$221 list** per two-seater chair, and **\$331 list** per three-seater chair.

DIMENSIONS & COM REQUIREMENTS

	Overall Width	Overall Depth	Overall Height	Seat Height	Height of Arms from Floor	Width between Arms	Seat Depth	Shipping Weight	Cube	COM Yardage
4100-1	31.5	31.5	34	18	26	22.5	20.75	97	22	5.9
4100-2	54	31.5	34	18	26	45	20.75	120	41	7.5
4100-3	76	31.5	34	18	26	67.5	20.75	145	55	10.5

ORDERING PROCEDURE

To order please specify the following:

- 1. Krug product model number
- 2. Fabric name and number
- 3. Color name and number

Dimensions are in inches and approximate. Contact Customer Service if dimensions are critical.

STANDARD FINISHES

For a complete list of standard wood finishes please see page 4.

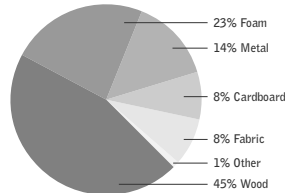
BRIO

Brio has fixed seat cushions.

## SLOANE



MATERIAL CONTENT:



PRE-CONSUMER  
RECYCLED CONTENT = 6.94%

POST-CONSUMER  
RECYCLED CONTENT = 15.22%

Up to 29.22% of Sloane product is recyclable at the end of its useful life.

### CONTRIBUTES TO

CREDIT 2.1 - 2.2	Construction Waste Management	1-2 point(s)
CREDIT 3.3	Resource Reuse	1 point
CREDIT 4.1	Recycled Content	1 point
CREDIT 4.5	Low Emitting Materials, Systems & Seating	1 point
CREDIT 5.1	Regional Materials*	1 point
CREDIT 7	Certified Wood (MUST BE REQUESTED)	1 point(s)

\*This credit is only applicable if in total 20% of the combined value of the procurement of construction materials and in the furniture are manufactured within a radius of 500 miles. This credit will apply if the installation of the finished product occurs within 500 miles of Kitchener, Ontario.

## level® CERTIFICATION, AIR EMISSIONS AND FSC® CERTIFICATION



### level® CERTIFICATION

BIFMA's e3 Furniture Sustainability Standard is a voluntary, multi-attribute standard that measures the degree of sustainability of furniture. This standard evaluates product and company environmental attributes and compliance systems in a wide range of elements which include Materials, Energy & Atmosphere, Human & Ecosystem Health and Social Responsibility. Sloane products have earned level®, BIFMA's sustainability certification program for furniture, certification through third-party verification against the e3 standard.



The mark of responsible forestry

### AIR EMISSIONS

All Sloane products are supplied air-emissions certified. Contact customer service for information.


### FSC®

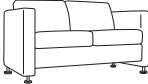
In 2005, Krug received Forest Stewardship Council® (FSC®) Chain-of-Custody certification for our manufacturing facilities. The FSC® Chain-of-Custody tracks certified wood from seedling to final sale. It signifies that the growth, harvesting and production of goods are entirely achieved through responsible forestry, which guarantees a healthy supply of forest resources for generations to come. Contact customer service for further information, pricing and leadtimes.

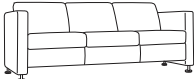



Architects, designers, and building professionals can specify FSC®-certified products in order to achieve a point from the U.S. Green Building Council's Leadership in Energy and Environmental Design (LEED) Rating System.

SLOANE

	DESCRIPTION/MODEL	COM		COL	FABRIC GRADES			LEATHER		
		1	2		4	5	6	7	8	9
	ONE-SEAT									
	SLO3-10	1970	2128	2282	2439	2596	2755	2908	3097	3731
	SLO3-11	2149	2307	2462	2656	2885	2974	3125	3316	3952

	TWO-SEAT	2558	2720	2884	3083	3284	3481	3682	3939	4744
	SLO3-20	2882	3042	3207	3440	3645	3837	4044	4294	5102
	SLO3-21									

	THREE-SEAT									
	SLO3-30	3345	3602	3867	4189	4514	4837	5164	5535	6666

	SLO3-31	3667	3926	4190	4550	4875	5195	5525	5895	7026
--	---------	------	------	------	------	------	------	------	------	------


DIMENSIONS & COM REQUIREMENTS

	Overall Width	Overall Depth	Overall Height	Seat Height	Height of Arms from Floor	Width between Arms	Seat Depth	Shipping Weight	Cube	COM Yardage
SLO3-10	32.25	30.5	30.75	17.5	26	22.5	20.25	95	19	5.9
SLO3-11	32.25	30.5	30.75	17.5	26	22.5	20.25	95	19	5.9
SLO3-20	54.75	30.5	30.75	17.5	26	45	20.25	143	31	7.5
SLO3-21	54.75	30.5	30.75	17.5	26	45	20.25	143	31	7.5
SLO3-30	77.25	30.5	30.75	17.5	26	67.5	20.25	190	43	10.5
SLO3-31	77.25	30.5	30.75	17.5	26	67.5	20.25	190	43	10.5

ORDERING NOTES

Sloane Lounge Chairs are available with a removable upholstered seat cover at an upcharge of **\$110 list** per one-seater chair, **\$221 list** per two-seater chair and **\$331 list** per three-seater chair.

PRODUCT CODE KEY				SLOANE LEG FINISH	
Line	Series	Seat Count	Upholstery Style	Legs are available in metal with a silver metallic finish only, as shown.	
SLO	3	1	0		
Sloane	Soft Seating	One-Seat	Standard Upholstery		
		2	1		
		Two-Seat	Top Stitching & Buttons		
		3			
		Three-Seat			



The mark of responsible forestry



All products are air emissions certified and are available as FSC® certified

# krug