

## SEATING & OCCASIONAL TABLES

Price and Specification Guide

USA



krug

# TABLE OF CONTENTS

## GENERAL INFORMATION

2	General Information
4	Finishes & Laminates
5	Krug Textiles - Upholstery Fabrics   Leather
6	Krug Textiles   Luxe Faux Leather
6	Graded-In Upholstery Programs
7	C.O.M.
8	KrugExpress Program
9	Base Styles

## PRICING & SPECIFICATIONS

### 10 Management & Task Seating

11	C5
20	Aqua
26	Dorso E
33	Dorso T
38	Dorso Weave
45	Dorso
52	Me
58	Pan Am
63	Cadence

### 69 Guest Seating

70	Addison
73	Blake
76	Dorso
79	Bali
81	Kita
84	Spence
86	Cadence

### 88 Multi-Purpose Seating

89	Karma
96	Corfu
102	Capri
104	Bank of England

### 106 Barstools & Counter Height Seating

107	Karma
109	Capri

### 111 Lounge Seating

112	Cressida
122	Leyton
133	Zola
151	Sutton
153	Carlyle
155	Brio
157	Sloane

### 159 Benches

160	Tate
166	Zola
175	Carlyle

### 177 Occasional Tables

178	Karma
183	Cressida
186	Leyton
188	Zola
193	Sutton
195	Virtu
197	Millennium
199	Prado
201	Carlyle

# GENERAL INFORMATION

## Terms and Conditions

Net 30 days on approved credit. A late payment charge of 1% per month will be applied on overdue invoices. This charge will be pro-rated to the number of days past 30 days that the invoice is overdue. All applicable sales taxes are extra. Distribution of this price list does not in itself constitute an offer to sell. Orders can be received only from authorized Krug dealers. Acceptance of any order and terms of sale may be established at the discretion of Krug. Deposits are required on orders received from new accounts as well as on large or special orders. Krug reserves the right to discontinue designs, or to change designs, construction, prices, or materials without notice.

## Customer Service Hours

Please note customer service hours are:

8:30 am to 5:00 pm est

1.888.578.KRUG

1.519.748.5177 fax

## Order Acknowledgements

Each order will be acknowledged via e-mail or fax. This acknowledgement is the final agreement between Krug and the customer, superseding all previous communications regarding the purchase order. Where there is a discrepancy on a purchase order between a product code and a description, Krug will make every effort to resolve the discrepancy, but will be ruled by the product code ordered. Please check all acknowledgements for accuracy, and advise Krug of any discrepancies with a purchase order.

## Cancellation

A cancellation can be made only by expressed agreement with Krug. A cancellation fee may be incurred for restocking.

## Dimensions

Dimensions are in inches and approximate, and subject to change without notice. Contact Customer Service if dimensions are critical.

## Blanket Wrapping

Krug will blanket wrap larger seating orders at customer's request. Please indicate on your purchase order and contact Customer Service.

## Storage Charges

Krug reserves the right to assess a nominal storage charge if a customer does not accept shipment of an order within a week of the ship date.

## Contact Information

Phone: 1.888.578.KRUG (5784)

Fax: 1.519.748.5177

Purchase Order Fax: 1.888.236.4783

Purchase Order E-mail: orders@krug.ca

Web: www.krug.ca

E-mail: solutions@krug.ca

## Installation Support

For assistance please contact Technical Support at 1-888-578-5784 x216 or e-mail installationhelp@krug.ca and you will be directed to the appropriate installation support person.

## Pricing

Krug endeavors to ensure that all prices in this price list reflect accurately our current prices. However, errors do occur and will be rectified through notices to the field. Krug reserves the right to acknowledge pricing that may be different from the price list.

## Warranty

Krug warrants the construction and the finish of all our products to be free from defects in materials and workmanship for a period of 10 years from the date of purchase. This warranty is applicable to products in use

by their original purchaser. This warranty does not apply to components and materials not manufactured by Krug: these are subject to the specific warranties of their manufacturers (if any). Textile (fabric, leather, vinyl, or any other covering material) suppliers do not guarantee their products for durability and color fastness, and nor does Krug. Casters, mechanical and electrical components have a warranty of five years from the date of purchase. The Krug warranty does not apply to COM-specified materials, damage caused by a carrier other than Krug, or variation in wood finishes due to natural wood color variation. Krug cannot be held responsible for variations in fabric dye lots from order to order. All fabric is carefully inspected when it is received, but a degree of variation in color should be expected. Repairs or replacement of any defect covered under this warranty by Krug will be made, at our option and method, at no charge to the original purchaser during the warranty period. Krug's judgement is final and binding with respect to the nature or cause of defects or damage, and the necessity or manner of repair or replacement.

This warranty does not apply to defects or damage resulting from:

- normal wear and tear occurring with the use of the product
- negligence, misuse, excessive use, alteration, improper cleaning or repair
- substitution or use of incorrect or unauthorized components or material
- handling or installation that is incorrect, or that causes damage or defect
- damage incurred by a freight carrier other than Krug
- wearing of finishes and fabrics, and normal variations in materials (including dye lot variations)
- properties of natural materials, including wood and leather
- exposure to environments with uncontrolled temperature and humidity (products must be transported, stored and used in climate-controlled conditions)

## Export Packaging

Krug is pleased to provide the option for export packaging on all our products, to provide additional protection from damage.

Export packaging is provided at an upcharge of 5% of the net selling price per item.

Export Packaging is STRONGLY RECOMMENDED for:

- (A) all shipments outside of the lower 48 states and Canada.
- (B) all shipments that will be held in storage for an extended period prior to installation.

**Important:** Please note that Krug will not be responsible for damage claims on product shipped or stored in the above conditions but where export packaging has not been utilized.

Please contact Customer Service for specifications or any other assistance regarding export packaging.

## Freight Terms and Conditions

1. All product is shipped FOB the Krug factory. Freight is either pre-paid to the destination (dealer's dock or territorial warehouse, where available) or not pre-paid, depending on established customer specific freight terms.

2. Docks at the selected delivery location must be equipped to handle a 53' trailer. If a dock is inadequate for delivery by Krug, Krug will re-deliver to another local location and any additional costs will be charged to the customer.

3. When a Krug territorial warehouse (where available) is selected as the default delivery location, it is understood that Krug pays freight cost to the territorial warehouse only, and no further. The Customer is responsible for all charges from this point.

## Freight Terms and Conditions, con't.

4. For all deliveries, it is understood that Krug or its agent is making a dock delivery only (equipped to handle a 53' trailer), and any further work of truck unloading, delivery beyond the dock, installation, and removal of packaging is not authorized or paid for by Krug.

5. Drop shipments to the installation site, and timed deliveries, are available on larger shipments (full truckloads or slightly less) at no additional charge. Drop shipments or timed deliveries for smaller shipments may not be available, or if available will require a surcharge. Deliveries on an after hours basis, or on weekends, or any other special requirements, may be subject to a surcharge. Location and contact information, and the requested time of delivery, is required at least one week prior to the acknowledged shipment date. If this information is not provided one week in advance, or if the location or time of the drop shipment is changed less than one week in advance, a surcharge may be applied, and/or the drop shipment may not be scheduled. For deliveries requested Monday to Thursday after 5:00 pm, please apply a surcharge of \$250/shipment. For deliveries requested Monday to Friday before 7:00 am, please apply a surcharge of \$250/shipment. For deliveries requested Friday (after 3:00 pm) or weekends, please apply a surcharge of \$500/shipment. (local times).

6. For all deliveries - whether to the Customer location or drop shipment - any circumstances that result in the delay of our carrier (including unsuitable receiving facilities, or facilities not open or available), service charges will be applied at the rate of \$75/hour. Where re-delivery is necessary because of these circumstances, the full cost of re-delivery will be charged. If Less Than Truck Load is delivering, one hour is allocated to unload. Any additional time required to unload after the first hour is \$75/hour. If a Truck Load is delivering the order, three hours is allocated to unload. Any additional time required to unload is \$75/hour. Direct deliveries to site for large orders are possible, (must exceed \$60,000 net), and accommodate 48 - 53' trailers. Krug is responsible for delivery to the approved delivery address. If an address change is required, this must be authorized by Krug 5 business days prior to ship date. Any additional delivery costs incurred after this time will be charged to the customer.

## Product Strength and Durability Testing

All management seating meets or exceeds the testing requirements of ANSI/BIFMA X5.1-2011. All lounge seating meets or exceeds the testing requirements of FNAE-80-214A. Specific test results and documentation are available on request.



## Customer Satisfaction

It is the primary goal of Krug and our staff to ensure the complete satisfaction of our customers with our products and performance. If a problem arises with a Krug product after the expiration of the limited warranty period, Krug will exercise its best efforts to achieve the satisfaction of the customer in a manner that is fair to all concerned.

## Damaged Shipments

All Krug product is well engineered, carefully inspected, and expertly loaded onto our trucks at our Distribution Center. If you receive any damaged freight, we ask that you do not refuse the shipment. Krug is not responsible for damage to goods that occurs in transit or storage. It is the purchaser and/or receiver's responsibility to examine the goods upon receipt and to notify Krug of any damages, overages or shortages. Any discrepancies should be noted on the Bill of Lading. The delivering carrier will not accept responsibility for shortages or

damages if signed "clear". Notification of concealed damage claims must be made to Krug Distribution within 5 days of delivery, along with digital pictures if available. All product and packaging must be available for inspection. Krug liability ceases after 5 business days and Krug will not be responsible for concealed damages if shipments are left unopened. Krug is not responsible for the condition of product that is stored or installed in an environment where temperature and humidity are not controlled.

## Field Product Report Authorization

Krug's written authorization, in the form of an FPR number, must be obtained prior to incurring charges of any kind if Krug is expected to pay these charges. This includes authorization for field repairs and replacements, installation and delivery charges. Krug reserves the right to have its representative inspect product related to any request for such authorizations, prior to that authorization being provided. Deductions from invoices paid for any charges to Krug, without prior written authorization in the form of an FPR, will not be accepted. Digital photographs may be required to complete the FPR process.

## Returns

No merchandise may be returned without Krug's prior written consent. In the event of an authorized return, a Field Product Report (FPR) number will be issued, and a restocking charge will apply. Return transportation charges must be prepaid. Unauthorized returns will not be accepted and will be returned freight collect. All merchandise being returned must be properly packaged in its original or comparable replacement packaging to ensure protection of the product during handling and transportation. Returns on orders duplicated by the customer must be received in their original packaging to be accepted. Product being returned where Krug has authorized its liability for replacement or repair will be thoroughly inspected on its return, and the results compared to the reason for the return stated on the FPR. Any discrepancies, such as additional damage, signs of usage, missing parts, etc., will result in an adjustment to the amount of credit issued.

## Custom Capabilities

Over 15% of our orders involve some type of custom work, and we invite our customers to make use of our extensive capabilities.

These include:

- 1) Dimensional customization of standard size products
- 2) Custom finishes
- 3) For larger orders, completely custom-designed products, as well as non-standard wood species can be specified.

Custom orders may require additional production lead times. Contact Engineering at the e-mail address [engquotes@krug.ca](mailto:engquotes@krug.ca).

## Care and Maintenance Leather

Leather is a natural product and requires very little care during use. Most stains can be removed with a clean dry cloth. For stubborn spots and stains, use a mild non-detergent cleaner, rinse well and let air dry naturally. Do not use saddle soap, cleaning solvents, furniture polish, oils, varnish, abrasive cleaners, soaps or ammonia waters.

## Fabric Upholstery

Professional upholstery cleaning is recommended.

## Flammability Standards for Krug Fabric Program

- Passes State of California Technical Bulletin CAL 117-2013

# WOOD FINISHES & LAMINATES

## WOOD FINISHES

Standard wood finishes are:

### Finishes on Beech

Appalachian Cherry  
American Cherry  
Imperial Cherry  
Light Cherry  
Medium Cherry  
Natural Cherry  
Sable Cherry  
Standard Cherry  
Light Oak  
Harvest Oak  
Mahogany  
Mellow Oak  
Espresso  
Cordovan Walnut  
Natural Walnut  
Regular Walnut  
Dark Walnut  
Clear Beech  
Medium Anigre

### Finishes on Maple

Clear Maple  
Honey Maple  
Wheat Maple

## PALETTE FINISHES

Black  
White  
Sand  
Soft Green  
Steel Blue  
Slate

## IN-STOCK LAMINATES

Krug's in-stock laminates are available in 16 laminate selections. There are 8 wood grain laminates, 4 solid color laminates in a selection of popular shades and 4 Exotic laminates offering a distinguished appearance. Exotic laminates are subject to minimum order quantities and extended lead times.

Wood Grain		Solid Laminates	
Name & Number	Supplier	Name & Number	Supplier
Corretto Cherry HP-288-N	Pionite	Black T203	Arborite
Mocha Cherry HP-341-N	Pionite	Shadows T201	Arborite
Monticello Maple 7925	Wilsonart	White D354-60	Wilsonart
Nightfall WX421-N	Pionite	Almond T445	Pionite
Samba Cherry T460	Arborite		
Shiraz Cherry T472	Arborite		
Sugarloaf Maple T630	Arborite		
Exotic Laminate			
Name & Number	Supplier		
Backwoods Sycamore HP689-N	Pionite		
Edgewood Sycamore HP690-N	Pionite		
Gunstock Walnut WW971-N	Pionite		
Thunderstorm HP-359-N	Pionite		

## Non-Stocked Laminates

For specific lead time and application questions, please contact Krug Customer Service for your requirement. Upcharges will be applicable for non-stocked laminates, depending on their cost. Non-stocked laminates may be subject to minimum orders sizes.

Wood is a natural product with inherent color variations that will never be fully mitigated by the finishing process. Please anticipate variation in colors within a single unit, from piece to piece, and from Krug wood finish samples. If a very close match is required, a sample must be provided with the order and an upcharge will apply. Exact color matches are not possible.

### Custom Wood Finishes

Add 10% list to your order for special finishes, a minimum upcharge is \$500 list per finish per order. (For example, on all orders up to \$5000 list an upcharge of \$500 will apply, on orders \$5000 and up add 10% list to order.)

Special finish upcharges on seating products are calculated on a grade 1 value. For orders with special finishes, a sample that is a minimum 3" by 3" must be received with the order. Special finishes may add additional lead time to production schedules. Since wood is a natural product, some variations in grain, color and stain acceptance will occur. In our finishing processes, we try to minimize variations, but some variation between samples and finished goods should be anticipated.

### Dual Finishes

Add 10% list per item if specifying dual finish.

### Standard Wood Finishes

No upcharge will be applied when specifying a finish available as standard on one species onto maple seating and occasional tables. Clear finishes are not available on other species since they are a clear finish on top of the natural veneer color.

### Finish Durability

The Krug Enduraguard finish, is a proprietary catalyzed varnish formulation, and has been repeatedly shown, through independent laboratory testing, to be the industry leader in durability and abrasion resistance. The Krug finish looks better longer than competitors, and is uniquely suited to the demands of healthcare environments.



## KRUG TEXTILES - UPHOLSTERY FABRICS | LEATHER

### Krug Textiles - Fabric Program

Krug Grade 1, 2 and 3 fabrics are also available on a cut yardage basis.

#### Grade 1

Perk	Vox	Fuse	Expo
Auburn	Bark	Azurean	Festive
Cabana	Black	Carmine	Fog
Cedar	Cocoa	Cress	Latte
Crimson	Downpour	Ginger	Leaf
Dijon	Eco	Iris	Lemon
Ebony	Frothe	Lunar	Oasis
Flint	Goldenrod	Malted	Raspberry
Patriot	Honest	Morel	Sky
Pewter	Hot	Pepper	Spirit
Regal	Limelight	Pimento	Sprout
Sesame	Morel	Pristine	Tuxedo
Walnut	Mystic	Saffron	Viola
	Navy	Walnut	Zest
	Oat		
	Par		
	Ruby		
	Snap		
	Turquoise		

#### Grade 2

Epic	Bangle	Lineup
Azure	Baltic	Baltic
Capri	Cork	Fern
Espresso	Granite	Pewter
Flare	Orchid	Sandstone
Granite	Sable	Shadow
Jute	Suede	Spice
Kiwi	Teak	Tranquil
Limestone		
Pearl		
Porcini		
Regal		
Slice		
Steel		

#### Grade 3

Solace	Current	Clang	Kinney
Almond	Birch	Amber	Coffee
Azul	Cadet	Claret	Frappe
Blaze	Eclipse	Clove	Glacier
Carmine	Espresso	Cress	Mineral
Celadon	Moss	Flint	Nectar
Cinder	Pecan	Malt	Steel
Earth	Plum	Raven	Valentine
Ebony			
Fossil			
Gilded			
Indigo			
Ivory			
Mineral			
Pear			
Peony			

### Krug Textiles - Leather Program

#### Grade 8

Black	K13.1000	Graphite	K13.4000
Stone	K13.3000	Espresso	K13.8000
Sand	K13.5000	White	K13.9000

Please contact Customer Service for specific information on leathers, available colors and lead times.

**Krug Textiles - Faux Leather Program****Grade 2**


---

White	Bisque	Sprig
Cream	Chocolate	Chinchilla
Parchment	Black	Steel
Sandstone	Earth	Grey
Vanilla	Brick	Lagoon
Taupe	Wine	Pacific Blue
Mocha	Garnet	Navy
Tan	Rust	Plum
Chestnut	Citron	

## GRADED-IN UPHOLSTERY PROGRAMS

Krug has partnered with several textile brands to grade in their offerings, designed to provide a wide range of upholstery selections for our seating products.

Upholstery pricing and availability is subject to change without notice. We grade this upholstery according to the pricing of the fabric suppliers - when their pricing changes, the Krug grade may change.

When placing an order, a Krug customer must specify the complete upholstery number, along with the appropriate Krug model number and finish. Krug will supply the complete product at the prices listed. Orders specifying graded-in upholstery cannot be cancelled once the upholstery has been ordered.

**Upholstery Grades**

To determine the price of a product for graded-in upholstery, use the reference lists located on Krug's website under - Products - Textiles, to view the upholstery grade (1-9). Krug is not responsible for the discontinuation of this upholstery. Please contact Customer Service for information on upholstery not listed.

When two upholstery selections are specified for use on seating, the higher grade upholstery price will apply to the order.

High Performance upholstery; Polyurethane, Vinyl or Crypton, is particularly suitable for healthcare and other intensive-use environments.

**Upholstery Samples**

If you require additional samples or memos for presentation, please contact fabric supplier directly.

**Flammability Standards**

- Tunnel Test Surface Ratings Class A rating
- Class 1 UFAC
- Passes State of California Technical Bulletin CAL 117-2013

Please contact fabric supplier directly for further flammability information pertaining to specific upholstery.

**Special Conditions**

Acknowledgements will give the estimated delivery date of the finished product. Some upholstery is imported, and availability may affect estimated delivery time. For large projects, please contact fabric supplier directly for availability of yardage.



# CUSTOMER'S OWN MATERIAL - C.O.M.

## Customer's Own Material (COM/COL)

COM/COL must be received three weeks prior to the acknowledged ship date. Orders with COM/COL not received by the required deadline will be delayed.

A description of the upholstery cover, including supplier name, pattern name, upholstery cover name and color number must be included with the purchase order.

COM/COL testing requires 3 business days and samples are to be directed to Customer Service. The customer has the option of providing the sample COM/COL before, at time of order, or once the sample COM/COL is received. If the customer does not send a sample for approval in advance of sending actual material, Krug will not be responsible for the cost of any upholstery cover or other material that it determines to be unsuitable for the product or our process.

When the COM/COL upholstery cover is received at Krug, it must be clearly identified with the upholstery cover name and color, and tagged with name of the Krug customer and purchase order number. Krug will inspect all COM/COL upholstery covers when received to determine if it will be suitable for upholstery. Where Krug feels that the upholstery cover or leather specified will compromise the quality or integrity of our products, customers will be contacted to direct these concerns. Further, Krug reserves the right to refuse to accept and use any COM upholstery covers or leathers that will compromise our products in any way that is unacceptable to Krug. Krug cannot assume responsibility for the durability or tailoring quality of customer's own material.

Yardage specified in this price guide is approximate. In the case of multiple product orders, multiply the number of items by the COM yardage specified to determine upholstery cover required, unless otherwise indicated. Additional yardage may be needed if the material is less than 54" wide, or patterned or striped and requires matching. All COMs are cut "up the roll" unless otherwise stated by the customer. All striped upholstery covers will be applied vertically unless otherwise stated by the customer and after approval by Krug. Krug will not be responsible for directional or positional problems with its application of COM material, unless it has been provided with explicit instructions by the customer. Special instructions should be sent to Krug Customer Service, including a sample (or photocopy) of the upholstery cover. Krug is not responsible for instructions sent with the upholstery cover rolls, or for the method of upholstery if no instructions have been provided.


Price increases and freight charges to COM/COL acquired on the customer's behalf will be passed onto the customer.

## Application of Directional Upholstery cover

Some COM upholstery covers will be considered directional by Krug even though they are not considered directional by the supplier. All COMs are automatically cut "up the roll" unless otherwise stated by the customer (please see below).



Standard-Cut  
"up the roll"



Non-Standard-Cut  
across the roll "railroad"

## COM/COL Shipping Procedures

For seating COM/COL upholstery covers, please send upholstery covers to:

Krug Inc.  
111 Ahrens Street  
Kitchener, Ontario  
Canada N2H 4C2  
**Attention: RECEIVER**

COM/COL orders cannot be scheduled into production until the upholstery cover has arrived and inspection is complete.

All packages must be clearly marked **"For Customs Clearance by Russell A. Farrow Custom Brokers"**.

According to the North American Free Trade Agreement (NAFTA), goods shipped between the United States and Canada can qualify for exemption from all duties, or for a reduction in duties, if the goods can be proven to originate in either the United States, Canada or Mexico.

Canada Customs requires that a NAFTA Certificate of Origin and a Commercial Invoice be completed and sent with the upholstery cover shipment. The Commercial Invoice must clearly state the description of the upholstery cover, the selling price, the make-up or content, and the purchaser. The absence of these two documents will delay the shipments at the U.S./Canada border, thereby potentially delaying the customer order. If the total value of the shipment is less than \$1200 U.S., Customs will accept a Low Value Statement of Origin in place of the NAFTA Certificate of Origin. The Low Value Statement must be signed by a representative of the exporting company. This statement may either be included on the commercial invoice or attached to the invoice.

Krug is happy to answer any questions or concerns about COM/COL shipping procedures and the required documents. Please contact our Customs Specialist at 1.888.578.5784.

## CAL 133 & Moisture Barrier

California Technical Bulletin 133 is a flammability test for seating. Krug offers a compliance method which, in combination with non-flammable upholstery covers, may enable the products to meet certification requirements for this test. This process at the same time also provides the products with a Moisture Barrier - a treatment that helps to prevent the passage of liquids and moisture to inside of upholstered components - thereby conferring sanitary and anti-infection benefits. So when CAL 133 is specified, the product also automatically has a Moisture Barrier, and when a Moisture Barrier is specified, the product also features the compliance method and low flammability features of CAL 133.

The application of this upcharge and the compliance method does not mean that the specific configuration of product and upholstery cover are tested and officially certified as being CAL 133 compliant. If official certification is required, Krug will provide this (through an independent certified testing laboratory) at a charge of \$700 per item, plus the cost of the product to be tested. Lead time for certification testing is typically 4-8 weeks. Krug assumes no responsibility for the testing of our products in combination with upholstery covers, or for the results of any testing conducted. Some specific configurations of product and upholstery have already been tested. Please contact Customer Service for additional information.

## C.O.L. Yardage

To calculate C.O.L. yardage required, please use the following conversions based on COM yardage: Leather must be ordered in square footage.

- 17 square feet in a yard
- Approx. 3 yards in a hide
- Approx. 51 square feet in a hide
- Please use grade 3 pricing for COL

## COM APPROVAL PROCESS:

The approval process is as follows:

1. A sample of the COM fabric must be provided to Krug Customer Service prior to or at time of order.
2. The sample will be reviewed and the customer advised if the fabric is unsuitable.
3. The COM fabric will be inspected when received at the factory to identify any further concerns with its suitability.



## CUSTOMER'S OWN MATERIAL - C.O.M.

### Upholstery Cover Yardage Calculation

To calculate yardage required for COM and other non-standard upholstery cover orders, please contact Krug Customer Service at 1.888.578.5784.

Unless otherwise stated, upholstery cover rolls are assumed to be a minimum 54" wide. Please use the guide below to calculate the percentage of extra upholstery cover required to cover large repeats. The repeat is calculated by adding both the vertical and horizontal measurements together and then referring to the chart below for extra yardage required.

FABRIC	2"-14"		15"-19"		20"-27"		28"-36"	
	Plain	Repeat	Repeat	Repeat	Repeat	Repeat	Repeat	Repeat
54	0%	10%	15%	20%	25%			
53-50	16%	20%	25%	30%	35%			
48	16%	25%	30%	35%	40%			
45	40%	50%	55%	60%	65%			
36	50%	60%	65%	70%	75%			

## KRUG EXPRESS

### PROGRAM DETAILS

*KrugExpress* orders are ready to ship by the date acknowledged. Delivery and shipping schedules may result in actual shipping of orders at a later date. Statutory holidays and scheduled factory vacations may add to acknowledged lead times of *KrugExpress* orders. Unless otherwise specified on the order, the customer's standard method of shipping Krug products will be utilized.

Available factory capacity for *KrugExpress* is filled by orders received on a "first come, first serve" basis. If the normal *KrugExpress* lead time is not available for your order because available capacity has been filled, you will be immediately advised of the earliest available ready-to-ship date. Please consult your Customer Service representative in advance if you wish to confirm the specific lead time availability for a *KrugExpress* order.

Orders must be received by midnight of a given day for that day to be considered the official day the order is received. Order lead times are acknowledged from the date the order is received, but not including the date the order is received.

*KrugExpress* orders must be "clean" when received in order to be considered officially received on a given day, and lead times will be acknowledged from the date orders are determined to be "clean".

Changes to *KrugExpress* orders are not allowed under any circumstances.

Orders for product on *KrugExpress* must clearly state: "*KrugExpress*".

COM and graded-in upholstery is available on *Krug Express*. Orders are scheduled on *Krug Express*, and given the best available date, when the upholstery is received at Krug. Some conditions apply.

### SEATING & OCCASIONAL TABLES PROGRAM

Orders for seating products on the *KrugExpress* program may be subject to quantity maximums. Please contact Krug Customer Service for more information.

Quantity maximums are dependent upon available capacity, in order to insure that we ship all orders on time. Please note that the CAL 133 option is not available on *KrugExpress*.

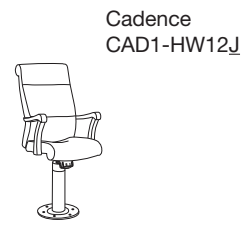

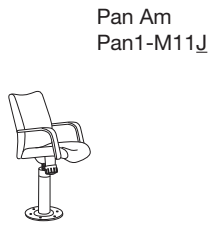
Only standard wood finishes are available for *KrugExpress* orders. Laminates are not available on *KrugExpress*.

*Krug Express* includes all Krug seating and occasional tables as well as Krug conference and casegood products to complement this seating offering.

## BASE STYLES

Base Styles	Description
<b>Black Nylon</b>	5 blade glass reinforced molded nylon base with 2 1/4" hooded dual wheel casters.
<b>Polished Aluminum</b>	5 blade polished cast aluminum base with 2 1/4" dual wheel casters (upcharge of \$110 applies.)
<b>Seat Slider</b>	Seat slider mechanism featuring a 2" range of adjustment front to back when seated. The lever to activate this feature is located under the seat of the user's left side and is activated by a simple twist of the knob.
<b>Wood</b>	5 blade steel bar stock base with finished wood caps and 2" black hooded dual wheel casters.
<b>Chrome</b>	5 blade polished chrome base with 2 1/4" dual wheel casters.
<b>Jury Bases</b>	Jury Bases assembly consists of a black 9" diameter conical/cast base for permanently mounting a chair to the floor. Into the base is inserted a black pneumatic gas cylinder with self returning action from rotation, and self returning height feature when exiting the chair. Allows for full 360 degree rotation. Limited degrees of rotation are not available.

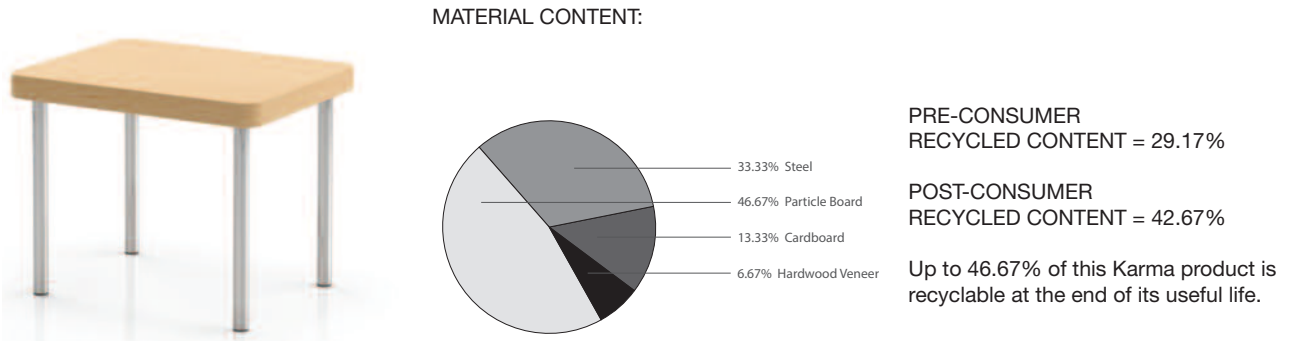
### Jury Bases



OCCASIONAL TABLES

178	Karma
183	Cressida
186	Leyton
188	Zola
193	Sutton
195	Virtu
197	Millennium
199	Prado
201	Carlyle

KARMA



CONTRIBUTES TO		
CREDIT 2.1 - 2.2	Construction Waste Management	1-2 point(s)
CREDIT 3.3	Resource Reuse	1 point
CREDIT 4.1	Recycled Content	1 point
CREDIT 4.2	Recycled Content	1 point
CREDIT 4.5	Low Emitting Materials, Systems & Seating	1 point
CREDIT 5.1	Regional Materials*	1 point
CREDIT 7	Certified Wood (MUST BE REQUESTED)	1 point(s)

\*This credit is only applicable if in total 20% of the combined value of the procurement of construction materials and in the furniture are manufactured within a radius of 500 miles. This credit will apply if the installation of the finished product occurs within 500 miles of Kitchener, Ontario.

level® CERTIFICATION, AIR EMISSIONS AND FSC® CERTIFICATION



**level® CERTIFICATION**

BIFMA's e3 Furniture Sustainability Standard is a voluntary, multi-attribute standard that measures the degree of sustainability of furniture. This standard evaluates product and company environmental attributes and compliance systems in a wide range of elements which include Materials, Energy & Atmosphere, Human & Ecosystem Health and Social Responsibility. Karma products have earned level®, BIFMA's sustainability certification program for furniture, certification through third-party verification against the e3 standard.



**AIR EMISSIONS**

All Karma products are supplied air-emissions certified. Contact customer service for information.

**FSC®**

In 2005, Krug received Forest Stewardship Council® (FSC®) Chain-of-Custody certification for our manufacturing facilities. The FSC® Chain-of-Custody tracks certified wood from seedling to final sale. It signifies that the growth, harvesting and production of goods are entirely achieved through responsible forestry, which guarantees a healthy supply of forest resources for generations to come. Karma and other Krug products can be specified with one of two types of FSC® Certification:

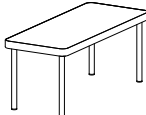
- (a) FSC®-certified (which includes FSC®-certified lumber, veneer and substrate material)
- (b) FSC®-mix certified (which includes substrate material only, and is a lower cost option certification)


Contact customer service for further information, pricing and leadtimes.




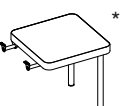
Architects, designers, and building professionals can specify FSC®-certified products in order to achieve a point from the US. Green Building Council's Leadership in Energy and Environmental Design (LEED) Rating System.

## KARMA | FREE STANDING TABLES




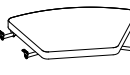
Description	Model	Beech/ Palette	Laminate top w/Wood Edge	Laminate top w/ Polymer Edge	Solid Surface	W	D	H	Weight	Cube
	Square & Rectangular Tables, Matte Black or Silver Metallic legs									
	KAR4C 18-18-18	520	629	419	966	17.5	17.5	17.5	15	2.6
	KAR4C 22-18-18	546	647	430	979	22	17.5	17.5	16.5	2.6
	KAR4C 42-18-18	820	1016	726	1394	42	17.5	17.5	24.5	4.6
	KAR4C 18-18-21	531	638	430	977	17.5	17.5	21	17	3
	KAR4C 22-18-21	557	657	440	990	22	17.5	21	18.5	3
	KAR4C 42-18-21	831	1027	735	1404	42	17.5	21	26.5	4.6
	Square & Rectangular Tables, Polished Chrome legs									
	KAR4C 18-18-18	614	722	512	1060	17.5	17.5	17.5	15	2.6
	KAR4C 22-18-18	640	740	523	1073	22	17.5	17.5	16.5	2.6
	KAR4C 42-18-18	913	833	819	1489	42	17.5	17.5	24.5	4.6
	KAR4C 18-18-21	635	742	533	1081	17.5	17.5	21	17	3
	KAR4C 22-18-21	661	761	544	1094	22	17.5	21	16.5	2.6
	KAR4C 42-18-21	935	976	839	1508	42	17.5	21	24.5	4.6
<b>ORDERING NOTE:</b> For leg finish add to the end of the model number; B for Matte Black, S for Silver Metallic and C for Polished Chrome										

	Round Tables, Matte Black or Silver Metallic legs									
	KAR4C 24D-18	645	881	505	1133	24	-	17.5	19	3.5
	KAR4C 36D-18	883	994	555	1771	36	-	17.5	31	7.3
	KAR4C 24D-21	655	892	516	1143	24	-	21	21	3.5
	KAR4C 36D-21	893	1004	565	1782	36	-	21	33	7.3
	Round Tables, Polished Chrome legs									
	KAR4C 24D-18	739	975	598	1226	24	-	17.5	19	3.5
	KAR4C 36D-18	1003	1114	675	1892	36	-	17.5	31	7.3
	KAR4C 24D-21	759	996	620	1247	24	-	21	21	3.5
	KAR4C 36D-21	1024	1135	696	1913	36	-	21	33	7.3
<b>ORDERING NOTE:</b> For leg finish add to the end of the model number; B for Matte Black, S for Silver Metallic and C for Polished Chrome										

## KARMA | LINKING TABLES

Description	Model	Beech/ Palette	Laminate top w/Wood Edge	Laminate top w/ PVC Edge	Solid Surface	W	D	H	Weight	Cube
	Square Straight Linking Table, Matte Black or Silver Metallic, Left or Right handed (Same direction seating)									
	KAR4C-LKII-18-18	503	611	401	949	17.5	17.5	-	15	2.5
	Square Straight Linking Table, Matte Black or Silver Metallic, Left handed as seated (Opposed seating)									
	KAR4C-LKIL-18-18	503	611	401	949	17.5	17.5	-	15	2.5
	Square Straight Linking Table, Matte Black or Silver Metallic, Right handed as seated (Opposed seating)									
	KAR4C-LKIR-18-18	503	611	401	949	17.5	17.5	-	15	2.5
	Square Straight Linking Table, Polished Chrome, Left or Right handed (Same direction seating)									
	KAR4C-LKII-18-18	614	722	512	1060	17.5	17.5	-	15	2.5
	Square Straight Linking Table, Polished Chrome, Left handed as seated (Opposed seating)									
	KAR4C-LKIL-18-18	614	722	512	1060	17.5	17.5	-	15	2.5
	Square Straight Linking End Table, Matte Black or Silver Metallic legs, Left handed as seated									
	KAR4C-LKEL-18-18*	510	617	408	955	17.5	17.5	17.5	15	2.5
	Square Straight Linking End Table, Matte Black or Silver Metallic legs, Right handed as seated									
	KAR4C-LKER-18-18	510	617	408	955	17.5	17.5	17.5	15	2.5
	Square Straight Linking End Table, Polished Chrome legs, Left handed as seated									
	KAR4C-LKEL-18-18*	624	732	523	1069	17.5	17.5	17.5	15	2.5
	Square Straight Linking End Table, Polished Chrome legs, Right handed as seated									
	KAR4C-LKER-18-18	624	732	523	1069	17.5	17.5	17.5	15	2.5
	<b>ORDERING NOTES:</b> A drawing showing the configuration of the multiple seating and tables is required with each purchase order. See page 182 for suggested configurations.									




# KARMA | LINKING TABLES

Description	Model	Beech/ Palette	Laminate top w/Wood Edge	Laminate top w/ PVC Edge	Solid Surface	W	D	H	Weight	Cube
	Rectangular Straight Linking Table, Matte Black or Silver Metallic, Left or Right handed (Same direction seating)									
	KAR4C-LKII-22-18	530	630	412	962	22	17.5	-	16.5	2.8
	Rectangular Straight Linking Table, Matte Black or Silver Metallic, Left handed as seated (Opposed seating)									
	KAR4C-LKIL-22-18	530	630	412	962	22	17.5	-	16.5	2.8
	Rectangular Straight Linking Table, Matte Black or Silver Metallic, Right handed as seated (Opposed seating)									
	KAR4C-LKIR-22-18	530	630	412	962	22	17.5	-	16.5	2.8
	Rectangular Straight Linking Table, Polished Chrome, Left or Right handed (Same direction seating)									
	KAR4C-LKII-22-18	641	741	523	1073	22	17.5	-	16.5	2.8
	Rectangular Straight Linking Table, Polished Chrome, Left handed as seated (Opposed seating)									
	Rectangular Straight Linking End Table, Matte Black or Silver Metallic, Left handed as seated (Opposed seating)									
	KAR4C-LKEL-22-18*	536	636	419	968	22	17.5	17.5	16.5	2.8
	Rectangular Straight Linking End Table, Matte Black or Silver Metallic, Right handed as seated (Opposed seating)									
	KAR4C-LKER-22-18	536	636	419	968	22	17.5	17.5	16.5	2.8
	Rectangular Straight Linking End Table, Polished Chrome, Left handed as seated (Opposed seating)									
	KAR4C-LKEL-22-18*	650	750	533	1082	22	17.5	17.5	16.5	2.8
	Rectangular Straight Linking End Table, Polished Chrome, Right handed as seated (Opposed seating)									
	KAR4C-LKER-22-18	650	750	533	1082	22	17.5	17.5	16.5	2.8
	Curvilinear Connector Table 45°, Matte Black or Silver Metallic, Left or Right handed (Same direction, <b>inward</b> seating)									
	KAR4C-LKCI-RF45	725	1056	575	1284	28	24	-	19	4.2
	Curvilinear Connector Table 45°, Matte Black or Silver Metallic, Left or Right handed (Same direction, <b>outward</b> seating)									
	KAR4C-LKCO-RF45	725	1056	575	1284	28	24	-	19	4.2
	Curvilinear Connector Table 45°, Matte Black or Silver Metallic, Left handed as seated ( <b>Opposed</b> seating)									
	KAR4C-LKCL-RF45	725	1056	575	1284	28	24	-	19	4.2
	Curvilinear Connector Table 45°, Matte Black or Silver Metallic, Right handed as seated ( <b>Opposed</b> seating)									
	KAR4C-LKCR-RF45	725	1056	575	1284	28	24	-	19	4.2
	Curvilinear Connector Table 45°, Polished Chrome, Left or Right handed (Same direction, <b>inward</b> seating)									
	KAR4C-LKCI-RF45	835	1068	686	1395	28	24	-	19	4.2
	Curvilinear Connector Table 45°, Polished Chrome, Left or Right handed (Same direction, <b>outward</b> seating)									
	KAR4C-LKCO-RF45	835	1068	686	1395	28	24	-	19	4.2
	Curvilinear Connector Table 45°, Polished Chrome, Left handed as seated ( <b>Opposed</b> seating)									
	KAR4C-LKCL-RF45	835	1068	686	1395	28	24	-	19	4.2
	Curvilinear Connector Table 45°, Polished Chrome, Right handed as seated ( <b>Opposed</b> seating)									
	KAR4C-LKCR-RF45	835	1068	686	1395	28	24	-	19	4.2
	Curvilinear Connector Table 45° with Flat edge, Matte Black or Silver Metallic, Left or Right handed (Same direction, <b>inward</b> seating)									
	KAR4C-LKCI-RR45	749	1087	602	1284	28	24	-	19	4.2
	Curvilinear Connector Table 45° with Flat edge, Matte Black or Silver Metallic, Left or Right handed (Same direction, <b>outward</b> seating)									
	KAR4C-LKCO-RR45	749	1087	602	1284	28	24	-	19	4.2
	Curvilinear Connector Table 45° with Flat edge, Matte Black or Silver Metallic, Left handed as seated ( <b>Opposed</b> seating)									
	KAR4C-LKCL-RR45	749	1087	602	1284	28	24	-	19	4.2
	Curvilinear Connector Table 45° with Flat edge, Matte Black or Silver Metallic, Right handed as seated ( <b>Opposed</b> seating)									
	KAR4C-LKCR-RR45	749	1087	602	1284	28	24	-	19	4.2
	Curvilinear Connector Table 45° with Flat edge, Polished Chrome, Left or Right handed (Same direction, <b>inward</b> seating)									
	KAR4C-LKCI-RR45	860	1198	713	1395	28	24	-	19	4.2
	Curvilinear Connector Table 45° with Flat edge, Polished Chrome, Left or Right handed (Same direction, <b>outward</b> seating)									
	KAR4C-LKCO-RR45	860	1198	713	1395	28	24	-	19	4.2
	Curvilinear Connector Table 45° with Flat edge, Polished Chrome, Left handed as seated ( <b>Opposed</b> seating)									
	KAR4C-LKCL-RR45	860	1198	713	1395	28	24	-	19	4.2
	Curvilinear Connector Table 45° with Flat edge, Polished Chrome, Right handed as seated ( <b>Opposed</b> seating)									
	KAR4C-LKCR-RR45	860	1198	713	1395	28	24	-	19	4.2

**ORDERING NOTES:** A drawing showing the configuration of the multiple seating and tables is required with each purchase order. See page 182 for suggested configurations.







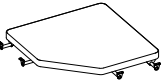
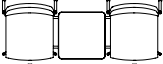
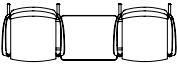
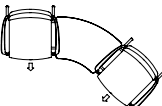
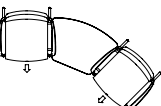
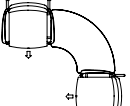
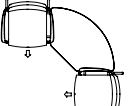
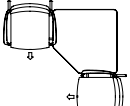
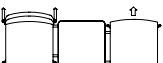
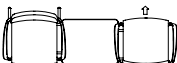
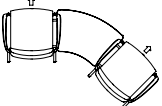
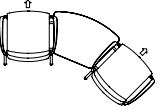
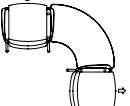
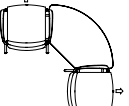
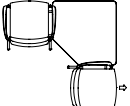
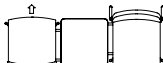
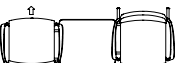
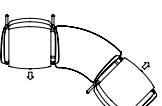
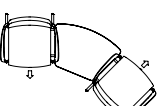
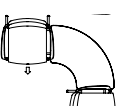
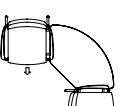
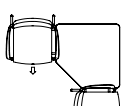


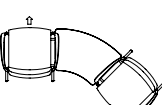
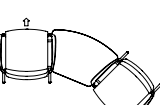
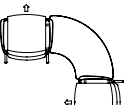
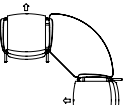
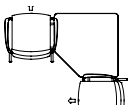
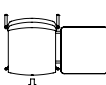
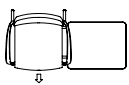
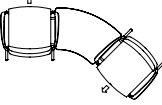
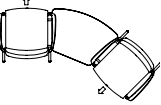
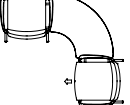
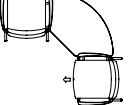
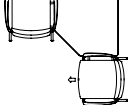
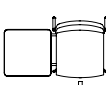
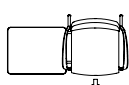


# KARMA | LINKING TABLES

Description	Model	Beech/ Palette	Laminate top w/Wood Edge	Laminate top w/ PVC Edge	Solid Surface	W	D	H	Weight	Cube
	Curvilinear Connector Table 90°, Left or Right handed (Same direction, <b>inward</b> seating)									
	KAR4C-LKCI-RR90	942	1366	755	1833	38	24	-	22	5.5
	Curvilinear Connector Table 90°, Left or Right handed (Same direction, <b>outward</b> seating)									
	KAR4C-LKCO-RR90	942	1366	755	1833	38	24	-	22	5.5
	Curvilinear Connector Table 90°, Left handed as seated ( <b>Opposed</b> seating)									
	KAR4C-LKCL-RR90	942	1366	755	1833	38	24	-	22	5.5
	Curvilinear Connector Table 90°, Right handed as seated ( <b>Opposed</b> seating)									
	KAR4C-LKCR-RR90	942	1366	755	1833	38	24	-	22	5.5
	Curvilinear Connector Table 90°, Left or Right handed (Same direction, <b>inward</b> seating)									
	KAR4C-LKCI-RR90	1053	1477	866	1943	38	24	-	22	5.5
	Curvilinear Connector Table 90°, Left or Right handed (Same direction, <b>outward</b> seating)									
	KAR4C-LKCO-RR90	1053	1477	866	1943	38	24	-	22	5.5
	Curvilinear Connector Table 90°, Left handed as seated ( <b>Opposed</b> seating)									
	KAR4C-LKCL-RR90	1053	1477	866	1943	38	24	-	22	5.5
	Curvilinear Connector Table 90° with Flat edge, Left or Right handed (Same direction, <b>inward</b> seating)									
	KAR4C-LKCI-RF90	888	1407	778	1833	38	24	-	22	5.5
	Curvilinear Connector Table 90° with Flat edge, Left or Right handed (Same direction, <b>outward</b> seating)									
	KAR4C-LKCO-RF90	888	1407	778	1833	38	24	-	22	5.5
	Curvilinear Connector Table 90° with Flat edge, Left handed as seated ( <b>Opposed</b> seating)									
	KAR4C-LKCL-RF90	888	1407	778	1833	38	24	-	22	5.5
	Curvilinear Connector Table 90° with Flat edge, Right handed as seated ( <b>Opposed</b> seating)									
	KAR4C-LKCR-RF90	888	1407	778	1833	38	24	-	22	5.5
	Curvilinear Connector Table 90° with Flat edge, Left or Right handed (Same direction, <b>inward</b> seating)									
	KAR4C-LKCI-RF90	1081	1517	889	1943	38	24	-	22	5.5
	Curvilinear Connector Table 90° with Flat edge, Left or Right handed (Same direction, <b>outward</b> seating)									
	KAR4C-LKCO-RF90	1081	1517	889	1943	38	24	-	22	5.5
	Curvilinear Connector Table 90° with Flat edge, Left handed as seated ( <b>Opposed</b> seating)									
	KAR4C-LKCL-RF90	1081	1517	889	1943	38	24	-	22	5.5
	Rectilinear Corner Connector Table 90° with Flat edge, Left or Right handed (Same direction, <b>inward</b> seating)									
	KAR4C-LKCI-SF90	1054	1528	845	1887	30	30	-	26	5.5
	Rectilinear Connector Table 90° with Flat edge, Left or Right handed (Same direction, <b>outward</b> seating)									
	KAR4C-LKCO-SF90	1054	1528	845	1887	30	30	-	26	5.5
	Rectilinear Connector Table 90°, with Flat edge Left handed as seated ( <b>Opposed</b> seating)									
	KAR4C-LKCL-SF90	1054	1528	845	1887	30	30	-	26	5.5
	Rectilinear Connector Table 90° with Flat edge, Right handed as seated ( <b>Opposed</b> seating)									
	KAR4C-LKCR-SF90	1054	1528	845	1887	30	30	-	26	5.5
	Rectilinear Corner Connector Table 90° with Flat edge, Left or Right handed (Same direction, <b>inward</b> seating)									
	KAR4C-LKCI-SF90	1210	1684	1001	2043	30	30	-	26	5.5
	Rectilinear Connector Table 90° with Flat edge, Left or Right handed (Same direction, <b>outward</b> seating)									
	KAR4C-LKCO-SF90	1210	1684	1001	2043	30	30	-	26	5.5
	Rectilinear Connector Table 90°, with Flat edge Left handed as seated ( <b>Opposed</b> seating)									
	KAR4C-LKCL-SF90	1210	1684	1001	2043	30	30	-	26	5.5
	Rectilinear Connector Table 90° with Flat edge, Right handed as seated ( <b>Opposed</b> seating)									
	KAR4C-LKCR-SF90	1210	1684	1001	2043	30	30	-	26	5.5

**ORDERING NOTES:** A drawing showing the configuration of the multiple seating and tables is required with each purchase order. See page 182 for suggested configurations.

KARMA | LINKING TABLES CONFIGURATIONS

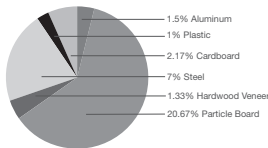
Straight Linking Square Table	Straight Linking Rectangular Table	Linked Table - Corner/Radius 45	Linked Table - Corner/Flat 45	Linked Table - Corner/Radius 90	Linked Table - Corner/Flat 90	Linked Table - Corner Square/ Flat 90
						
 KAR4C-LKII-18-18	 KAR4C-LKII-22-18	 KAR4C-LKCI-RR45	 KAR4C-LKCI-RF45	 KAR4C-LKCI-RR90	 KAR4C-LKCI-RF90	 KAR4C-LKCI-SF90
 KAR4C-LKIL-18-18	 KAR4C-LKIL-22-18	 KAR4C-LKCO-RR45	 KAR4C-LKCO-RF45	 KAR4C-LKCO-RR90	 KAR4C-LKCO-RF90	 KAR4C-LKCO-SF90
 KAR4C-LKIR-18-18	 KAR4C-LKIR-22-18	 KAR4C-LKCL-RR45	 KAR4C-LKCL-RF45	 KAR4C-LKCL-RR90	 KAR4C-LKCL-RF90	 KAR4C-LKCL-SF90
 Linked Table - End Square	 Linked Table - End Rectangular	 KAR4C-LKCR-RR45	 KAR4C-LKCR-RF45	 KAR4C-LKCR-RR90	 KAR4C-LKCR-RF90	 KAR4C-LKCR-SF90
 KAR4C-LKEL-18-18	 KAR4C-LKEL-22-18	 KAR4C-LKCR-RR45	 KAR4C-LKCR-RF45	 KAR4C-LKCR-RR90	 KAR4C-LKCR-RF90	 KAR4C-LKCR-SF90
 KAR4C-LKER-18-18	 KAR4C-LKER-22-18					

ORDERING NOTES: A drawing showing the configuration of the multiple seating and tables is required with each purchase order.

CRESSIDA | TABLES



MATERIAL CONTENT:



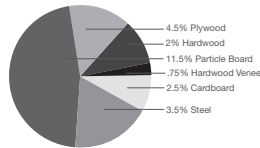
PRE-CONSUMER  
RECYCLED CONTENT - 36.34%

POST-CONSUMER  
RECYCLED CONTENT - 26.4%

Up to 31.25% of this Cressida product  
is recyclable at the end of its useful life.



MATERIAL CONTENT:



PRE-CONSUMER  
RECYCLED CONTENT - 30.77%

POST-CONSUMER  
RECYCLED CONTENT - 25.68%

Up to 27.88% of this Cressida product  
is recyclable at the end of its useful  
life.

CONTRIBUTES TO

CREDIT 2.1 - 2.2	Construction Waste Management	1-2 point(s)
CREDIT 3.3	Resource Reuse	1 point
CREDIT 4.1	Recycled Content	1 point
CREDIT 4.2	Recycled Content	1 point
CREDIT 4.5	Low Emitting Materials, Systems & Seating	1 point
CREDIT 5.1	Regional Materials*	1 point
CREDIT 7	Certified Wood (MUST BE REQUESTED)	1 point(s)

\*This credit is only applicable if in total 20% of the combined value of the procurement of construction materials and in the furniture are manufactured within a radius of 500 miles. This credit will apply if the installation of the finished product occurs within 500 miles of Kitchener, Ontario.

level® CERTIFICATION, AIR EMISSIONS AND FSC® CERTIFICATION



level® CERTIFICATION

BIFMA's e3 Furniture Sustainability Standard is a voluntary, multi-attribute standard that measures the degree of sustainability of furniture. This standard evaluates product and company environmental attributes and compliance systems in a wide range of elements which include Materials, Energy & Atmosphere, Human & Ecosystem Health and Social Responsibility. Cressida products have earned level®, BIFMA's sustainability certification program for furniture, certification through third-party verification against the e3 standard.



FSC®  
www.fsc.org  
FSC® C021899  
The mark of responsible forestry

AIR EMISSIONS

All Cressida products are supplied air-emissions certified. Contact customer service for information.

FSC®

In 2005, Krug received Forest Stewardship Council® (FSC®) Chain-of-Custody certification for our manufacturing facilities. The FSC® Chain-of-Custody tracks certified wood from seedling to final sale. It signifies that the growth, harvesting and production of goods are entirely achieved through responsible forestry, which guarantees a healthy supply of forest resources for generations to come. Cressida and other Krug products can be specified with one of two types of FSC® Certification:

- (a) FSC®-certified (which includes FSC®-certified lumber, veneer and substrate material)
- (b) FSC®-mix certified (which includes substrate material only, and is a lower cost option certification)

Contact customer service for further information, pricing and leadtimes.



Architects, designers, and building professionals can specify FSC®-certified products in order to achieve a point from the U.S. Green Building Council's Leadership in Energy and Environmental Design (LEED) Rating System.

## CRESSIDA | TABLE FEATURES

### ANTI-MICROBIAL FINISH

Cressida wood surfaces come with an anti-microbial finish that inhibits the growth of some molds and mildews. Surfaces coated in this finish support the reduction of fungal growth, and spores from germs, microbes and bacteria

### STANDARD FINISHES

For a complete list of standard wood finishes, please see page 4. Cressida tables are available in 22 standard finishes.

### LAMINATE

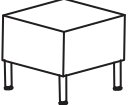
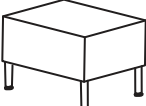

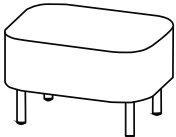
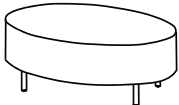
Cressida Box-style tables are available in laminate with wood side or laminate side. See page 4 for laminate information.

### SOLID SURFACE

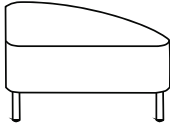


Cressida Box-style & Slab-style tables are available with 1/2" White solid surface tops. Cressida Light-style tables are available with White full solid surface tops, 1" thick. Please contact customer service for a quote on additional solid surface color options.

## CRESSIDA | BOX-STYLE TABLES

DESCRIPTION	MODEL	BEECH PALETTE LAMINATE	MAPLE	LAMINATE TOP W/BEECH SIDES	LAMINATE TOP W/ MAPLE SIDES	W	D	H	WEIGHT	CUBE
	Square Tables									
	CRE4A 181816	822	855	853	886	18	18	15.75	24	3
	CRE4A 242416	1016	1057	1051	1093	24	24	15.75	34	5
	TABLE SIZE	SOLID SURFACE TOP UPCHARGE								
	181816		321						34	3
	242416		571						52	5
	Rectangular Tables									
	CRE4A 241816	903	939	933	971	24	18	15.75	28	4
	CRE4A 482416	1453	1511	1504	1563	48	24	15.75	56	10
	TABLE SIZE	SOLID SURFACE TOP UPCHARGE								
	241816		428						42	4
	482416		1143						67	10
	Round Tables									
	CRE4A 18D16	677	705	699	728	18	-	15.75	16	3
	CRE4A 24D16	827	861	933	971	24	-	15.75	23	5
	CRE4A 30D16	1449	1507	1584	1647	30	-	15.75	34	8
	TABLE SIZE	SOLID SURFACE TOP UPCHARGE								
	18D16		321						23	3
	24D16		571						37	5
	30D16		894						75	8
	Rectangular Round Corner									
	CRE4 B181816	881	917	914	950	18	18	15.75	21	3
	CRE4 B241816	994	1034	1036	1077	24	18	15.75	25	4
	CRE4 B242416	1103	1147	1175	1222	24	24	15.75	30	5
	CRE4 B482416	1603	1667	1716	1784	48	24	15.75	51	10
	TABLE SIZE	SOLID SURFACE TOP UPCHARGE								
	181816		321						26	3
	241816		428						31	4
	242416		571						38	5
	482416		1143						68	10
	Oval Tables									
	CRE4A E241816	915	951	1006	1046	24	18	15.75	23	4
	CRE4A E322416	1130	1175	1223	1273	32	24	15.75	34	7
	CRE4A E482916	1434	1492	1535	1596	48	29	15.75	56	12
	TABLE SIZE	SOLID SURFACE TOP UPCHARGE								
	241816		428						27	4
	322416		762						38	7
	482916		1382						72	12

## CRESSIDA | BOX-STYLE TABLES

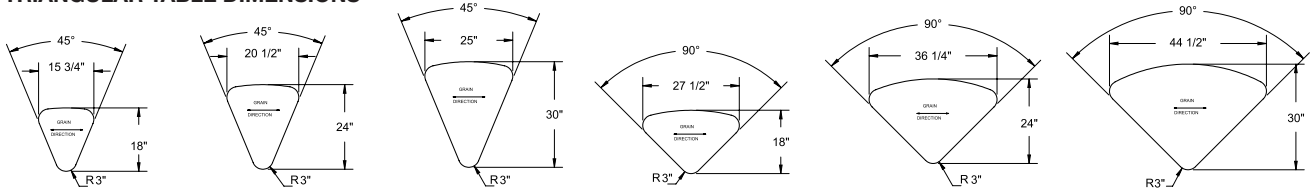
		BEECH PALETTE		LAMINATE TOP W/BEECH	LAMINATE TOP W/ MAPLE					
DESCRIPTION/MODEL		LAMINATE	MAPLE	SIDES	SIDES	W	D	H	WEIGHT	CUBE
	Triangular Round Corner									
	CRE4B T1618-45	827	861	840	874	16	18	15.75	18	2.5
	CRE4B T2124-45	948	986	983	1022	21	24	15.75	23	4.5
	CRE4B T2529-45	1161	1208	1227	1277	25	29	15.75	28	7
	CRE4B T2818-90	1028	1069	1069	1112	28	18	15.75	24	3
	CRE4B T3624-90	1226	1276	1284	1336	36	24	15.75	30	7.5
	CRE4B T4429-90	1475	1534	1489	1549	44	29	15.75	36	11

### TABLE SIZE


### SOLID SURFACE TOP UPCHARGE

CRE4B T1618-45	286	21	2.5
CRE4B T2124-45	500	27	4.5
CRE4B T2529-45	719	34	7
CRE4B T2818-90	500	31	3
CRE4B T3624-90	858	38	7.5
CRE4B T4429-90	1266	45	11


### TRIANGULAR TABLE DIMENSIONS



## CRESSIDA | LIGHT-STYLE TABLES

			LAMINATE TOP W/BEECH SIDES	LAMINATE TOP W/ MAPLE SIDES	FULL SOLID SURFACE	W	D	H	WEIGHT	CUBE	
DESCRIPTION/MODEL	BEECH PALETTE LAMINATE	MAPLE									
	Square Tables										
	CRE4D 222216	410	426	468	487	805	22	22	16	32	5
	CRE4D 222221	419	436	478	497	815	22	22	21	34	7
	CRE4D 422216	579	602	695	722	1472	42	22	16	55	9

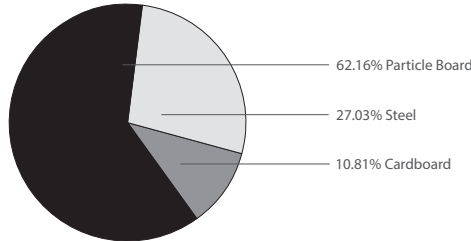


	Soft Square Tables										
	CRE4D 181816S	371	385	415	432	566	18	18	16	22	3
	CRE4D 242416S	412	428	479	498	933	24	24	16	33	5
	CRE4D 363616S	589	612	706	734	1998	36	36	16	65	12
	CRE4D 181821S	379	394	424	441	581	18	18	21	25	4
	CRE4D 242421S	421	438	487	507	942	24	24	21	35	5



## LEYTON

### MATERIAL CONTENT:



PRE-CONSUMER  
RECYCLED CONTENT = 34.73%

POST-CONSUMER  
RECYCLED CONTENT = 15.68%

Up to 62.16% of this Leyton product is recyclable at the end of its useful life.

### CONTRIBUTES TO

CREDIT 2.1 - 2.2	Construction Waste Management	1-2 point(s)
CREDIT 3.3	Resource Reuse	1 point
CREDIT 4.1	Recycled Content	1 point
CREDIT 4.2	Recycled Content	1 point
CREDIT 4.5	Low Emitting Materials, Systems & Seating	1 point
CREDIT 5.1	Regional Materials*	1 point
CREDIT 7	Certified Wood (MUST BE REQUESTED)	1 point(s)

\*This credit is only applicable if in total 20% of the combined value of the procurement of construction materials and in the furniture are manufactured within a radius of 500 miles. This credit will apply if the installation of the finished product occurs within 500 miles of Kitchener, Ontario.

## level® CERTIFICATION, AIR EMISSIONS AND FSC® CERTIFICATION



### level® CERTIFICATION

BIFMA's e3 Furniture Sustainability Standard is a voluntary, multi-attribute standard that measures the degree of sustainability of furniture. This standard evaluates product and company environmental attributes and compliance systems in a wide range of elements which include Materials, Energy & Atmosphere, Human & Ecosystem Health and Social Responsibility. Leyton products have earned level®, BIFMA's sustainability certification program for furniture, certification through third-party verification against the e3 standard.



FSC  
www.fsc.org  
FSC® C021899

The mark of responsible forestry

### AIR EMISSIONS

All Leyton products are supplied air-emissions certified. Contact customer service for information.

### FSC®

In 2005, Krug received Forest Stewardship Council® (FSC®) Chain-of-Custody certification for our manufacturing facilities. The FSC® Chain-of-Custody tracks certified wood from seedling to final sale. It signifies that the growth, harvesting and production of goods are entirely achieved through responsible forestry, which guarantees a healthy supply of forest resources for generations to come. Leyton and other Krug products can be specified with one of two types of FSC® Certification:

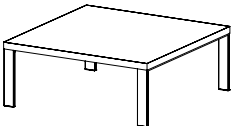

- (a) FSC®-certified (which includes FSC®-certified lumber, veneer and substrate material)
  - (b) FSC®-mix certified (which includes substrate material only, and is a lower cost option certification)
- Contact customer service for further information, pricing and leadtimes.



Architects, designers, and building professionals can specify FSC®-certified products in order to achieve a point from the US. Green Building Council's Leadership in Energy and Environmental Design (LEED) Rating System.

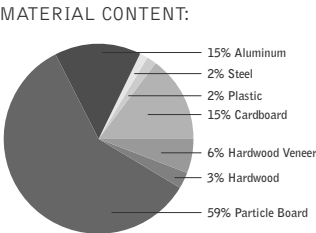


# LEYTON | TABLES

DESCRIPTION/MODEL		MAPLE,OAK WALNUT PALETTE LAMINATE	CHERRY ANIGRE SYCAMORE (5 UNIT MINIMUM)	DESIGNER WHITE SOLID SURFACE	W	D	H	WEIGHT	CUBES
	LEY4122412	406	452	601	12	24	12	17.5	.7
	LEY4182412	425	484	719	18	24	12	22	1.1
	LEY4242412	446	519	843	24	24	12	28	1.4
	LEY4302412	467	553	956	30	24	12	32	1.8
	LEY4362412	487	586	952	36	24	12	37	2.2
	LEY4422412	593	707	1211	42	24	12	41.5	2.5
	LEY4183012	464	533	822	18	30	12	23	1.1
	LEY4243012	488	579	965	24	30	12	28	1.4
	LEY4303012	518	621	1115	30	30	12	33	1.8
	LEY4363012	544	663	1268	36	30	12	37.5	2.2
	LEY4423012	643	778	1419	42	30	12	42.5	2.5
	LEY4182416	436	495	730	18	24	16	27	1.4
	LEY4242416	457	529	854	24	24	16	33	1.8
	LEY4302416	478	564	966	30	24	16	39	2.2
	LEY4362416	498	596	963	36	24	16	45	2.7
	LEY4422416	604	717	1221	42	24	16	51	3.1
	LEY4183016	475	544	833	18	30	16	28	1.4
	LEY4243016	499	589	975	24	30	16	34	1.8
	LEY4303016	528	631	1126	30	30	16	40	2.2
	LEY4363016	554	673	1279	36	30	16	46	2.7
	LEY4423016	653	789	1429	42	30	16	52	3.1

**Note:** Please note Cherry, Anigre and Sycamore species require a minimum quantity order of 5 tables (any combination of sizes) per species.

ZOLA



PRE-CONSUMER  
RECYCLED CONTENT = 58.82%

POST-CONSUMER  
RECYCLED CONTENT = 17.25%

Up to 29.41% of this Zola product is  
recyclable at the end of its useful life.

CONTRIBUTES TO		
CREDIT 2.1 - 2.2	Construction Waste Management	1-2 point(s)
CREDIT 3.3	Resource Reuse	1 point
CREDIT 4.1	Recycled Content	1 point
CREDIT 4.2	Recycled Content	1 point
CREDIT 4.5	Low Emitting Materials, Systems & Seating	1 point
CREDIT 5.1	Regional Materials*	1 point
CREDIT 7	Certified Wood (MUST BE REQUESTED)	1 point(s)

\*This credit is only applicable if in total 20% of the combined value of the procurement of construction materials and in the furniture are manufactured within a radius of 500 miles. This credit will apply if the installation of the finished product occurs within 500 miles of Kitchener, Ontario.

level® CERTIFICATION, AIR EMISSIONS AND FSC® CERTIFICATION



level® CERTIFICATION

BIFMA's e3 Furniture Sustainability Standard is a voluntary, multi-attribute standard that measures the degree of sustainability of furniture. This standard evaluates product and company environmental attributes and compliance systems in a wide range of elements which include Materials, Energy & Atmosphere, Human & Ecosystem Health and Social Responsibility. Zola products have earned level®, BIFMA's sustainability certification program for furniture, certification through third-party verification against the e3 standard.



The mark of responsible forestry

AIR EMISSIONS

All Zola products are supplied air-emissions certified. Contact customer service for information.

FSC®

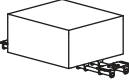
In 2005, Krug received Forest Stewardship Council® (FSC®) Chain-of-Custody certification for our manufacturing facilities. The FSC® Chain-of-Custody tracks certified wood from seedling to final sale. It signifies that the growth, harvesting and production of goods are entirely achieved through responsible forestry, which guarantees a healthy supply of forest resources for generations to come. Zola and other Krug products can be specified with one of two types of FSC® Certification:

- (a) FSC®-certified (which includes FSC®-certified lumber, veneer and substrate material)
  - (b) FSC®-mix certified (which includes substrate material only, and is a lower cost option certification)
- Contact customer service for further information, pricing and leadtimes.



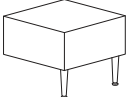
Architects, designers, and building professionals can specify FSC®-certified products in order to achieve a point from the U.S. Green Building Council's Leadership in Energy and Environmental Design (LEED) Rating System.

## ZOLA | MODULAR LINKING TABLES

DESCRIPTION	MODEL	BEECH PALETTE LAMINATE	MAPLE CHERRY	LAMINATE TOP W/BEECH SIDES	LAMINATE TOP W/ MAPLE/CHERRY SIDES	W	D	H	WEIGHT	CUBE
	Middle Linking Modular Table									
	ZOL4 LKM12	689	722	758	795	12	16	-	22	2.8
	ZOL4 LKM18	728	767	800	843	18	16	-	24	4.5
	ZOL4 LKM24	750	805	824	885	24	16	-	29	5.7


**ORDERING NOTE:** Middle Linking Modular Table ships with 2 KB1 brackets.

TABLE SIZE	SOLID SURFACE TOP UPCHARGE		
LKM12	221	28	2.8
LKM18	321	33	4.5
LKM24	342	40	5.7

	Rectangular End Table Square Corner									
	ZOL4 LKE12	733	772	807	849	12	16	14.75	19	2.8
	ZOL4 LKE18	767	805	843	885	18	16	14.75	23	4.5
	ZOL4 LKE24	799	838	880	923	24	16	14.75	28	5.7

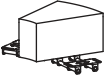
**ORDERING NOTE:** End Linking Modular Table ships with 1 KB1 bracket.


TABLE SIZE	SOLID SURFACE TOP UPCHARGE		
LKE12	221	25	2.8
LKE18	321	32	4.5
LKE24	342	39	5.7


	End Table Rounded Corner									
	ZOL4 ECLKH12	836	869	860	895	12	12	14.75	18	2.5
	ZOL4 ECLKH18	903	939	936	973	18	12	14.75	24	3

**ORDERING NOTE:** End Linking Modular Table ships with 1 KB1 bracket.

TABLE SIZE	SOLID SURFACE TOP UPCHARGE		
LKH12	221	21	2.5
LKH18	321	28	3

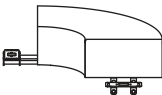
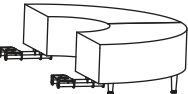

	Curvilinear 30° Table									
	ZOL4 LKC30	711	750	783	824	16	16.5	-	15	2.3
	TABLE SIZE									
	LKC30		356						19	2.3

	Curvilinear 45° Table									
	ZOL4 LKC45	767	805	843	885	16	17	-	17	2.9
	TABLE SIZE									
	LKC45		441						24	2.9

	Curvilinear 60° Table									
	ZOL4 LKC60	799	843	880	928	16	17.5	-	20	3.7
	TABLE SIZE									
	LKC60		529						20	3.7

**ORDERING NOTES:** Middle Linking Tables are automatically supplied with two ZOL3 RLKB1 (table to seat bracket) brackets for fastening to benches. End tables are automatically supplied with one ZOL3 RLKB1 (table to seat bracket) bracket for fastening to benches. When fastening two linking tables (ZOL4 LKC90X2) together, mounting hardware will be provided when ordered, that will include one leg per table (to a maximum of two legs), which will be mounted on the adjoining seam. Please note in model ZOL4 LKH12, the “12” corresponds to the length of the table. Zola Middle tables have the ability to be easily reconfigured, as they are universal and non-handed. They can be moved to a reverse position in almost any configuration to provide a high level of flexibility when specifying.

# ZOLA | MODULAR LINKING TABLES

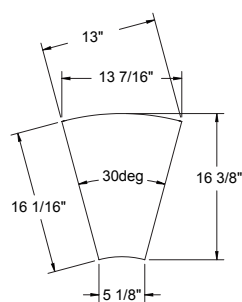
DESCRIPTION	MODEL	BEECH PALETTE LAMINATE	MAPLE CHERRY	LAMINATE TOP W/BEECH SIDES	LAMINATE TOP W/ MAPLE/CHERRY SIDES	W	D	H	WEIGHT	CUBE
	Curvilinear 90° Table ZOL4 LKC90	894	943	983	1037	16	19	-	24	5.4
	TABLE SIZE	SOLID SURFACE TOP UPCHARGE								
	LKC90	617								38 5.4
	Curvilinear 90°x2 Table ZOL4 LKC90X2	1776	1830	1953	2013	16	19	-	55	10
	TABLE SIZE	SOLID SURFACE TOP UPCHARGE								
	LKC90X2	1301								55 10
	Curvilinear Table ZOL4 LKH12	777	816	856	898	16	19	14.75	18	2.3
	TABLE SIZE	SOLID SURFACE TOP UPCHARGE								
	LKH12	221								23 2.3

**NOTE:** Curvilinear End Round Table ships with 1 KB1 bracket.

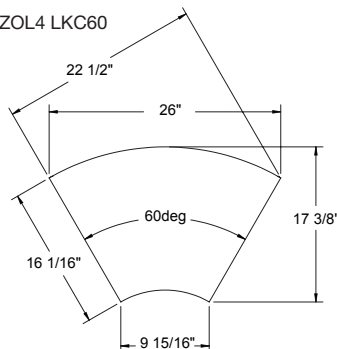
**ORDERING NOTES:** Middle Linking Tables are automatically supplied with two ZOL3 RLKB1 (table to seat bracket) brackets for fastening to benches. End tables are automatically supplied with one ZOL3 RLKB1 (table to seat bracket) bracket for fastening to benches. When fastening two linking tables (ZOL4 LKC90X2) together, mounting hardware will be provided when ordered, that will include one leg per table (to a maximum of two legs), which will be mounted on the adjoining seam. Please note in model ZOL4 LKH12, the “12” corresponds to the length of the table. Zola Middle tables have the ability to be easily reconfigured, as they are universal and non-handed. They can be moved to a reverse position in almost any configuration to provide a high level of flexibility when specifying.

## CURVILINEAR TABLE DIMENSIONS

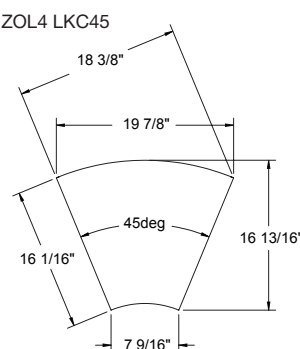
ZOL4 LKC30



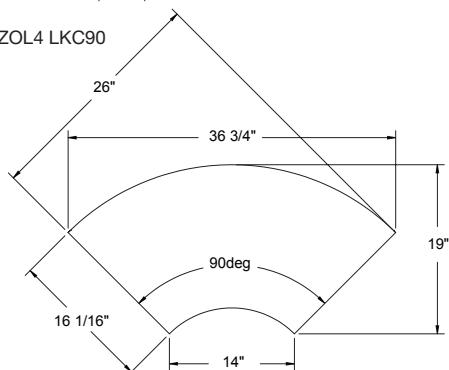
ZOL4 LKC60



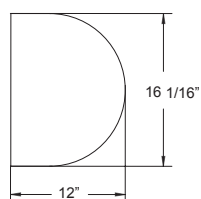
ZOL4 LKC45



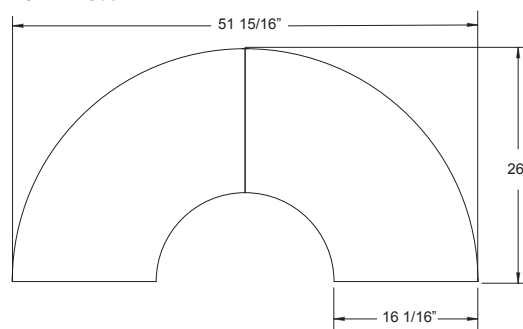
ZOL4 LKC90



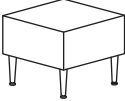
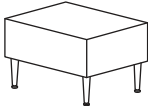
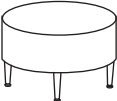
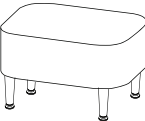
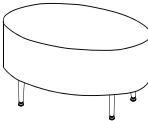
ZOL4 LKH12



ZOL4 LKC90X2



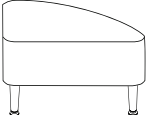
## ZOLA | FREESTANDING TABLES

DESCRIPTION	MODEL	BEECH PALETTE LAMINATE	MAPLE CHERRY	LAMINATE TOP W/BEECH SIDES	LAMINATE TOP W/ MAPLE/CHERRY SIDES	W	D	H	WEIGHT	CUBE
	Square Tables									
	ZOL4 181815	767	805	843	885	18	18	14.75	24	3
	ZOL4 242415	827	872	909	958	24	24	14.75	34	5
	TABLE SIZE	SOLID SURFACE TOP UPCHARGE								
	181815	276							34	3
	242415	463							52	5
	Rectangular Tables									
	ZOL4 241815	794	839	874	924	24	18	14.75	28	4
	ZOL4 482415	948	1006	1043	1106	48	24	14.75	56	10
	TABLE SIZE	SOLID SURFACE TOP UPCHARGE								
	241815	397							42	4
	482415	926							67	10
	Round Tables									
	ZOL4 18D15	816	867	898	952	18	-	14.75	16	3
	ZOL4 24D15	872	920	958	1012	24	-	14.75	23	5
	ZOL4 30D15	970	1027	1067	1129	30	-	14.75	34	8
	TABLE SIZE	SOLID SURFACE TOP UPCHARGE								
	18D	298							23	3
	24D	497							37	5
	30D	639							75	8
	Square Table - Round Corners									
	ZOL4 EC181815	889	925	922	959	18	18	14.75	21	3
	ZOL4 EC241815	1000	1040	1041	1083	24	18	14.75	25	4
	ZOL4 EC242415	1099	1142	1175	1222	24	24	14.75	30	5
	ZOL4 EC482415	1578	1641	1679	1746	48	24	14.75	51	10
	TABLE SIZE	SOLID SURFACE TOP UPCHARGE								
	181815	321							26	3
	241815	428							31	4
	242415	571							38	5
	482415	1143							68	10
	Ellipse Table									
	ZOL4 E241815	924	961	1045	1087	24	18	14.75	22	4
	ZOL4 E322415	1122	1168	1246	1296	32	24	14.75	32	7
	ZOL4 E482915	1405	1462	1572	1635	48	29	14.75	53	12
	TABLE SIZE	SOLID SURFACE TOP UPCHARGE								
	241815	428							27	4
	322415	762							38	7
	482915	1382							72	12

### ORDERING NOTES

The Solid Surface top option is priced as an upcharge to existing table price. Please add a "S" to the end of the model number and then add the upcharge listed under Solid Surface ie: ZOL4 18D15S is \$816 list for beech, plus \$298 list upcharge for the solid surface option. Zola Solid Surface tables have a 1/2" thickness on top of the existing table, with a 1 mm overhang (soft radius vertical edge).

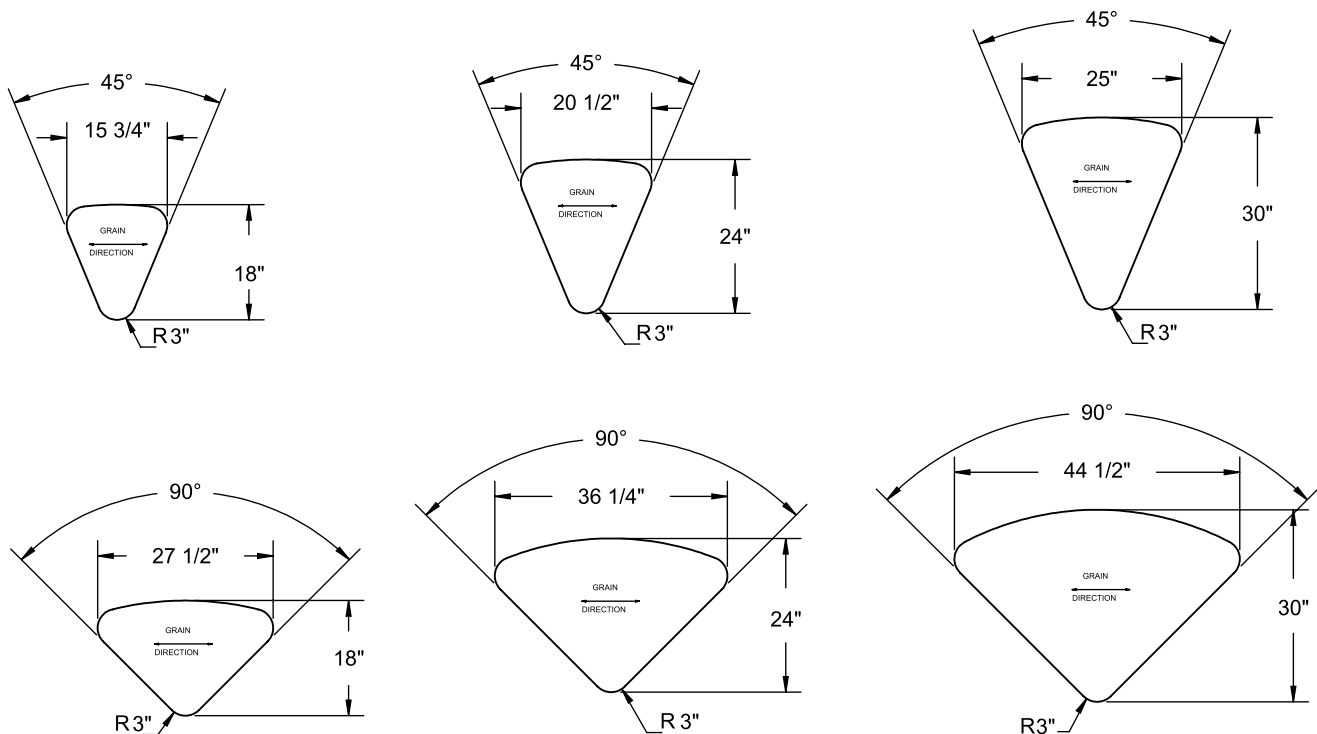
# ZOLA | FREESTANDING TABLES

DESCRIPTION	MODEL	BEECH PALETTE LAMINATE	MAPLE CHERRY	LAMINATE TOP W/BEECH SIDES	LAMINATE TOP W/ MAPLE/CHERRY SIDES	W	D	H	WEIGHT	CUBE
	Triangular Tables - Rounded Corners									
	ZOL4 CR45D1815	830	864	842	876	15.75	18	14.75	17	2.5
	ZOL4 CR45D2415	943	981	979	1017	20.5	24	14.75	22	4.5
	ZOL4 CR45D2915	1142	1189	1209	1257	25	29	14.75	27	7
	ZOL4 CR90D1815	1022	1063	1066	1105	17.5	18	14.75	23	3
	ZOL4 CR90D2415	1206	1255	1264	1315	36.25	24	14.75	29	7.5
	ZOL4 CR90D2915	1442	1499	1471	1530	44.5	29	14.75	35	11
		TABLE SIZE	SOLID SURFACE TOP UPCHARGE							
		45D1815	286						21	2.5
		45D2415	500						27	4.5
		45D2915	719						34	7
		90D1815	500						31	3
		90D2415	857						38	7.5
		90D2915	1266						45	11

## ORDERING NOTES


The Solid Surface top option is priced as an upcharge to existing table price. Please add a "S" to the end of the model number and then add the upcharge listed in the Solid Surface Onlay column ie: ZOL4 CR45D1815S is \$830 list for beech, plus \$286 list upcharge for the solid surface option. Zola Solid Surface tables have a 1/2" thickness on top of the existing table, with a 1 mm overhang (soft radius vertical edge).

## TRIANGULAR TABLE DIMENSIONS

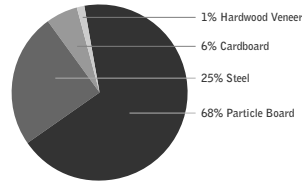




## SUTTON



### MATERIAL CONTENT:



PRE-CONSUMER  
RECYCLED CONTENT = 75.72%

POST-CONSUMER  
RECYCLED CONTENT = 10.43%

Up to 5.80% of this Karma product is recyclable at the end of its useful life.

### CONTRIBUTES TO

CREDIT 2.1 - 2.2	Construction Waste Management	1-2 point(s)
CREDIT 3.3	Resource Reuse	1 point
CREDIT 4.1	Recycled Content	1 point
CREDIT 4.2	Recycled Content	1 point
CREDIT 4.5	Low Emitting Materials, Systems & Seating	1 point
CREDIT 5.1	Regional Materials*	1 point
CREDIT 7	Certified Wood (MUST BE REQUESTED)	1 point(s)

\*This credit is only applicable if in total 20% of the combined value of the procurement of construction materials and in the furniture are manufactured within a radius of 500 miles. This credit will apply if the installation of the finished product occurs within 500 miles of Kitchener, Ontario.

## level® CERTIFICATION, AIR EMISSIONS AND FSC® CERTIFICATION



### level® CERTIFICATION

BIFMA's e3 Furniture Sustainability Standard is a voluntary, multi-attribute standard that measures the degree of sustainability of furniture. This standard evaluates product and company environmental attributes and compliance systems in a wide range of elements which include Materials, Energy & Atmosphere, Human & Ecosystem Health and Social Responsibility. Sutton products have earned level®, BIFMA's sustainability certification program for furniture, certification through third-party verification against the e3 standard.



FSC  
www.fsc.org  
FSC® C021699

The mark of responsible forestry

### AIR EMISSIONS

All Sutton products are supplied air-emissions certified. Contact customer service for information.

### FSC®

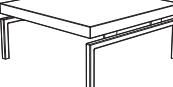
In 2005, Krug received Forest Stewardship Council® (FSC®) Chain-of-Custody certification for our manufacturing facilities. The FSC® Chain-of-Custody tracks certified wood from seedling to final sale. It signifies that the growth, harvesting and production of goods are entirely achieved through responsible forestry, which guarantees a healthy supply of forest resources for generations to come. Sutton and other Krug products can be specified with one of two types of FSC® Certification:

- (a) FSC®-certified (which includes FSC®-certified lumber, veneer and substrate material)
  - (b) FSC®-mix certified (which includes substrate material only, and is a lower cost option certification)
- Contact customer service for further information, pricing and leadtimes.



Architects, designers, and building professionals can specify FSC®-certified products in order to achieve a point from the U.S. Green Building Council's Leadership in Energy and Environmental Design (LEED) Rating System.

# SUTTON

DESCRIPTION/MODEL	LAMINATE	FINISHES		DIMENSIONS			SHIPPING WEIGHT	CUBIC FEET
		OAK, CHERRY, MAPLE, WALNUT, ANIGRE		W	D	H		
	SUTTON SQUARE							
	SUT4-24-24-16	692	770	24	24	16	48	8
	SUT4-24-24-21	725	805	24	24	21	49	10
	SUT4-30-30-11	778	864	30	30	11	65	7
	SUT4-30-30-16	794	882	30	30	16	69	11
	SUT4-48-24-16	896	996	48	24	16	83	14
	SUT4-48-24-21	918	1020	48	24	21	84	18
	SUT4-48-30-11	961	1067	48	30	11	96	11
	SUT4-48-30-16	982	1091	48	30	16	98	15

## ORDERING PROCEDURE

To order please specify the following:

- 1. Select model number
- 2. Select a finish or laminate for the table

## STANDARD FINISHES

Sutton is available in Maple, Cherry, Oak, Walnut and Anigre finishes. Oak finishes are available on Rift Oak veneer. For a complete list of standard wood finishes please see page 4.

## BASES

Bases are available in silver metallic only.

## LAMINATE

Sutton is available in laminate. Please seep pricing above. Please see page 4 for laminate chart. Laminate is not available on *KrugExpress*.

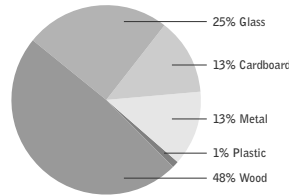
## WOOD SPECIES

Actual wood species available: Cherry, Maple, Rift Oak.

## VIRTU



MATERIAL CONTENT:



PRE-CONSUMER  
RECYCLED CONTENT = 67.31%

POST-CONSUMER  
RECYCLED CONTENT = 12.15%

Up to 45.80% of this Virtu product is recyclable at the end of its useful life.

### CONTRIBUTES TO

CREDIT 2.1 - 2.2	Construction Waste Management	1-2 point(s)
CREDIT 3.3	Resource Reuse	1 point
CREDIT 4.1	Recycled Content	1 point
CREDIT 4.2	Recycled Content	1 point
CREDIT 4.5	Low Emitting Materials, Systems & Seating	1 point
CREDIT 5.1	Regional Materials*	1 point
CREDIT 7	Certified Wood (MUST BE REQUESTED)	1 point(s)

\*This credit is only applicable if in total 20% of the combined value of the procurement of construction materials and in the furniture are manufactured within a radius of 500 miles. This credit will apply if the installation of the finished product occurs within 500 miles of Kitchener, Ontario.

## level® CERTIFICATION, AIR EMISSIONS AND FSC® CERTIFICATION



### level® CERTIFICATION

BIFMA's e3 Furniture Sustainability Standard is a voluntary, multi-attribute standard that measures the degree of sustainability of furniture. This standard evaluates product and company environmental attributes and compliance systems in a wide range of elements which include Materials, Energy & Atmosphere, Human & Ecosystem Health and Social Responsibility. Virtu products have earned level®, BIFMA's sustainability certification program for furniture, certification through third-party verification against the e3 standard.



FSC  
www.fsc.org  
FSC® C021899

The mark of responsible forestry

### AIR EMISSIONS

All Virtu products are supplied air-emissions certified. Contact customer service for information.

### FSC®

In 2005, Krug received Forest Stewardship Council® (FSC®) Chain-of-Custody certification for our manufacturing facilities. The FSC® Chain-of-Custody tracks certified wood from seedling to final sale. It signifies that the growth, harvesting and production of goods are entirely achieved through responsible forestry, which guarantees a healthy supply of forest resources for generations to come. Virtu and other Krug products can be specified with one of two types of FSC® Certification:

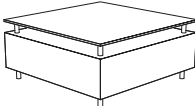
- (a) FSC®-certified (which includes FSC®-certified lumber, veneer and substrate material)
- (b) FSC®-mix certified (which includes substrate material only, and is a lower cost option certification)

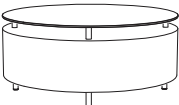
Contact customer service for further information, pricing and leadtimes.

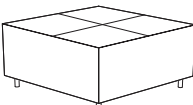


Architects, designers, and building professionals can specify FSC®-certified products in order to achieve a point from the US Green Building Council's Leadership in Energy and Environmental Design (LEED) Rating System.

# VIRTU

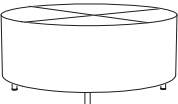
DESCRIPTION/MODEL	FINISHES			DIMENSIONS			SHIPPING WEIGHT	CUBIC FEET
	OAK, CHERRY, MAPLE, WALNUT, ANIGRE							
	STYLE 1	W	D	H				
	VIRTU SQUARE - FROSTED GLASS TOP							
	VIR4-18-18-21-1	1107	18	18	21	40	8	
	VIR4-24-24-16-1	1181	24	24	16	52	13	
	VIR4-24-24-21-1	1314	24	24	21	52	13	
	VIR4-30-30-21-1	1595	30	30	21	63	19	
	VIR4-36-36-16-1	1896	36	36	16	85	27	
	VIR4-42-42-16-1	2073	42	42	16	95	21	
	VIR4-48-24-16-1	2259	48	24	16	78	25	

	VIRTU ROUND - FROSTED GLASS TOP							
	VIR4-24D-16-1	1281		24	-	16	52	13
	VIR4-36D-16-1	2268		36	-	16	85	27
	VIR4-24D-21-1	1477		24	-	21	52	13

		FINISHES			DIMENSIONS			SHIPPING WEIGHT	CUBIC FEET
		OAK, CHERRY, MAPLE, WALNUT, ANIGRE							
DESCRIPTION/MODEL		STYLE 1	STYLE 2	LAMINATE	W	D	H		
	VIRTU SQUARE - WOOD TOP								
	VIR4-18-18-21-0	895	959	965	18	18	21	40	8
	VIR4-24-24-16-0	937	987	1025	24	24	16	52	13
	VIR4-24-24-21-0	1004	1074	1091	24	24	16	52	13
	VIR4-30-30-21-0	1190	1272	1268	30	30	21	63	19
	VIR4-36-36-16-0	1400	1488	1510	36	36	16	85	27
	VIR4-42-42-16-0	2040	2139	2150	42	42	16	95	21
	VIR4-48-24-16-0	1873	2004	1929	48	24	16	78	25

## ORDERING NOTES

A Style (1 or 2) must be selected and noted clearly on Purchase Order.

	VIRTU ROUND - WOOD TOP								
	VIR4-24D-16-0	670	717	772	24	-	16	52	13
	VIR4-36D-16-0	1278	1367	1455	36	-	16	85	27
	VIR4-24D-21-0	867	927	970	24	-	21	52	13

## ORDERING NOTES

A Style (1 or 2) must be selected and noted clearly on Purchase Order.

## ORDERING PROCEDURE

To order please specify the following:

1. Select model number
2. Select a finish for the table
3. Select Style 1 or Style 2

## CODE DESCRIPTION

STYLE 1 - Book matched veneer top  
STYLE 2 - Reverse diamond patterned veneer top ( recommended in a clear or light finish only)

## METAL DETAILING

Metal detailing is available in silver metallic only.

## GLASS

Glass is available in frosted only. Glass tempered and 8mm thick. Floats on clear rubber bumpers.

## WOOD SPECIES

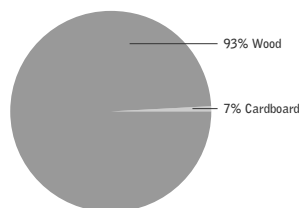
Actual wood species available: Cherry, Maple, Rift Oak.

# MILLENNIUM | LEED CI CREDIT SUMMARY

## MILLENNIUM



MATERIAL CONTENT:



PRE-CONSUMER  
RECYCLED CONTENT = 6.43%

POST-CONSUMER  
RECYCLED CONTENT = 16.25%

Up to 38.93% of this Millennium product is recyclable at the end of its useful life.

### CONTRIBUTES TO

CREDIT 2.1 - 2.2	Construction Waste Management	1-2 point(s)
CREDIT 3.3	Resource Reuse	1 point
CREDIT 4.1	Recycled Content	1 point
CREDIT 4.5	Low Emitting Materials, Systems & Seating	1 point
CREDIT 5.1	Regional Materials*	1 point
CREDIT 7	Certified Wood (MUST BE REQUESTED)	1 point(s)

\*This credit is only applicable if in total 20% of the combined value of the procurement of construction materials and in the furniture are manufactured within a radius of 500 miles. This credit will apply if the installation of the finished product occurs within 500 miles of Kitchener, Ontario.

## level® CERTIFICATION, AIR EMISSIONS AND FSC® CERTIFICATION



### level® CERTIFICATION

BIFMA's e3 Furniture Sustainability Standard is a voluntary, multi-attribute standard that measures the degree of sustainability of furniture. This standard evaluates product and company environmental attributes and compliance systems in a wide range of elements which include Materials, Energy & Atmosphere, Human & Ecosystem Health and Social Responsibility. Millennium products have earned level®, BIFMA's sustainability certification program for furniture, certification through third-party verification against the e3 standard.



The mark of responsible forestry

### AIR EMISSIONS

All Millennium products are supplied air-emissions certified. Contact customer service for information.

### FSC®

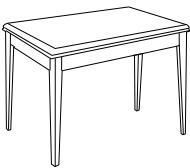

In 2005, Krug received Forest Stewardship Council® (FSC®) Chain-of-Custody certification for our manufacturing facilities. The FSC® Chain-of-Custody tracks certified wood from seedling to final sale. It signifies that the growth, harvesting and production of goods are entirely achieved through responsible forestry, which guarantees a healthy supply of forest resources for generations to come. Millennium and other Krug products can be specified with one of two types of FSC® Certification:

- (a) FSC®-certified (which includes FSC®-certified lumber, veneer and substrate material)
  - (b) FSC®-mix certified (which includes substrate material only, and is a lower cost option certification)
- Contact customer service for further information, pricing and leadtimes.

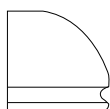


Architects, designers, and building professionals can specify FSC®-certified products in order to achieve a point from the U.S. Green Building Council's Leadership in Energy and Environmental Design (LEED) Rating System.


# MILLENNIUM

DESCRIPTION/MODEL	OAK	FINISHES	DIMENSIONS			SHIPPING WEIGHT	CUBIC FEET	
		CHERRY, MAPLE WALNUT, ANIGRE	L	W	H			
	MILLENNIUM SQUARE, AND RECTANGLE							
	6800-18-18-21	508	584	18	18	21	19	5
	6800-18-18-29	535	617	18	18	29	23	9
	6800-24-18-21	559	649	24	18	21	20	6
	6800-24-24-21	581	664	24	24	21	23	8
	6800-26-26-21	605	686	26	26	21	26	9
	6800-30-30-16	671	762	30	30	16	34	8
	6800-48-18-16	731	847	48	18	16	36	9
6800-48-18-29	882	994	48	18	29	46	15	
	MILLENNIUM ROUND							
	6800-24Dia.	840	966	24 Dia.	-	21	27	8
	6800-30Dia.	888	1008	30 Dia.	-	16	38	8
	6800-36Dia.	962	1083	36 Dia.	-	16	42	12

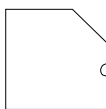
## MILLENNIUM EDGE DETAIL PROFILES



SEVILLE



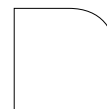
TORRENS



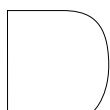
VALEN



MADRID



BARCELONA



ZAMORA



WILLIAMSBURG

An edge detail profile must be selected for Millennium occasional tables.

## ORDERING NOTES

Optional laminate inlay available at a 10% upcharge. Please contact Customer Service for more information. Laminate is not available on *KrugExpress*.

## ORDERING PROCEDURE

To order please specify the following:

1. Select model number
2. Select a finish for the table
3. Select and edge detail profile

Dimensions are in inches and approximate. Contact Customer Service if dimensions are critical.

## STANDARD FINISHES

For a complete list of standard wood finishes please see page 4.

## BIRDSEYE MAPLE

Bookmatched Birdseye Maple Veneer is available on Millenium occasional tables at an upcharge of **F\$5 list** per square foot. Birdseye Maple is recommended in a clear finish only.

## LAMINATE INLAY

Optional laminate inlay available at a 10% list upcharge. Please contact Customer Service for more information. Laminate is not available on *KrugExpress*.

## WOOD SPECIES

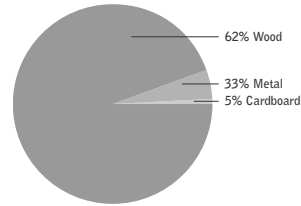
Actual wood species available: Cherry, Maple Oak.



## PRADO



MATERIAL CONTENT:



PRE-CONSUMER  
RECYCLED CONTENT = 60%

POST-CONSUMER  
RECYCLED CONTENT = 15%

Up to 88.5% of this Prado product is recyclable at the end of its useful life.

### CONTRIBUTES TO

CREDIT 2.1 - 2.2	Construction Waste Management	1-2 point(s)
CREDIT 3.3	Resource Reuse	1 point
CREDIT 4.1	Recycled Content	1 point
CREDIT 4.2	Recycled Content	1 point
CREDIT 4.5	Low Emitting Materials, Systems & Seating	1 point
CREDIT 5.1	Regional Materials*	1 point
CREDIT 7	Certified Wood (MUST BE REQUESTED)	1 point(s)

\*This credit is only applicable if in total 20% of the combined value of the procurement of construction materials and in the furniture are manufactured within a radius of 500 miles. This credit will apply if the installation of the finished product occurs within 500 miles of Kitchener, Ontario.

## level® CERTIFICATION, AIR EMISSIONS AND FSC® CERTIFICATION



### level® CERTIFICATION

BIFMA's e3 Furniture Sustainability Standard is a voluntary, multi-attribute standard that measures the degree of sustainability of furniture. This standard evaluates product and company environmental attributes and compliance systems in a wide range of elements which include Materials, Energy & Atmosphere, Human & Ecosystem Health and Social Responsibility. Prado products have earned level®, BIFMA's sustainability certification program for furniture, certification through third-party verification against the e3 standard.



FSC  
www.fsc.org  
FSC® C021899

The mark of responsible forestry

### AIR EMISSIONS

All Prado products are supplied air-emissions certified. Contact customer service for information.

### FSC®

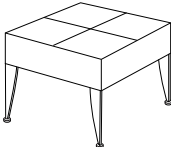
In 2005, Krug received Forest Stewardship Council® (FSC®) Chain-of-Custody certification for our manufacturing facilities. The FSC® Chain-of-Custody tracks certified wood from seedling to final sale. It signifies that the growth, harvesting and production of goods are entirely achieved through responsible forestry, which guarantees a healthy supply of forest resources for generations to come. Prado and other Krug products can be specified with one of two types of FSC® Certification:

- (a) FSC®-certified (which includes FSC®-certified lumber, veneer and substrate material)
  - (b) FSC®-mix certified (which includes substrate material only, and is a lower cost option certification)
- Contact customer service for further information, pricing and leadtimes.



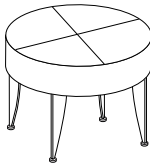
Architects, designers, and building professionals can specify FSC®-certified products in order to achieve a point from the U.S. Green Building Council's Leadership in Energy and Environmental Design (LEED) Rating System.

# PRADO

DESCRIPTION/MODEL	FINISHES CHERRY, MAPLE, WALNUT, ANIGRE			DIMENSIONS			SHIPPING WEIGHT	CUBIC FEET	
	STYLE 1	STYLE 2	LAMINATE	L	W	H			
	PRADO SQUARE AND RECTANGULAR								
	5610-18-18-16	928	999	928	18	18	16	40	3
	5610-18-18-21	937	1012	937	18	18	21	42	4
	5610-18-24-16	961	1033	961	18	24	16	47	4
	5610-18-24-21	977	1048	977	18	24	21	49	5
	5610-24-24-16	997	1073	997	24	24	16	53	5
	5610-24-24-21	1015	1091	1015	24	24	21	55	7
	5610-30-30-16	1034	1130	1034	30	30	16	69	8
	5610-30-30-21	1069	1150	1069	30	30	21	72	11
	5610-36-36-16	1095	1175	1095	36	36	16	88	14
	5610-36-36-21	1111	1195	1111	36	36	21	90	15
	5610-48-24-16	1125	1212	1125	48	24	16	102	11
	5610-48-24-21	1144	1231	1144	48	24	21	108	14

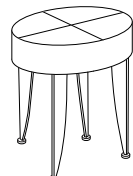
## ORDERING NOTES

A Style (1 or 2) must be selected and noted clearly on Purchase Order.

	PRADO ROUND							
	5611-18D-16	1042	1120	1042	18 Dia. -	16	35	3
	5611-18D-21	1069	1150	1069	18 Dia. -	21	37	4
	5611-24D-16	1106	1186	1106	24 Dia. -	16	46	5
	5611-24D-21	1125	1209	1125	24 Dia. -	21	49	7
	5611-30D-16	1197	1286	1197	30 Dia. -	16	59	11
	5611-30D-21	1230	1321	1230	30 Dia. -	21	63	12
	5611-36D-16	1409	1517	1409	36 Dia. -	16	74	12
	5611-36D-21	1453	1563	1453	36 Dia. -	21	79	15

## ORDERING NOTES

A Style (1 or 2) must be selected and noted clearly on Purchase Order.

	PRADO OVAL							
	5612-18-24-16	1394	1496	1394	18	24	16	47
	5612-18-24-21	1469	1577	1469	18	24	21	49
	5612-42-24-16	1686	1816	1686	42	24	16	102
	5612-42-24-21	1772	1906	1772	42	24	21	104

## ORDERING NOTES

Prado comes with silver metallic legs. Legs with special finishes are available at 10% list upcharge and minimum order quantity of 25 units. Extra lead time is required. Please contact Customer Service for more information.

## ORDERING PROCEDURE

To order please specify the following:

1. Select model number
2. Select Style 1 or Style 2
3. Select a finish for the table

Dimensions are in inches and approximate. Contact Customer Service if dimensions are critical.

## CODE DESCRIPTION

STYLE 1 - Book matched veneer top  
STYLE 2 - Reverse diamond patterned veneer top ( recommended in a clear or light finish only)

## STANDARD FINISHES

For a complete list of standard wood finishes please see page 4.

## PRADO

Prado comes with silver metallic legs. Legs with special finishes are available at 10% list upcharge and minimum order quantity of 25 units. Extra lead time is required. Please contact Customer Service for more information.

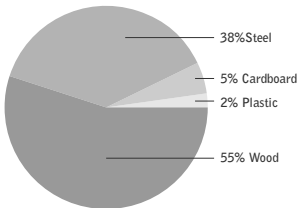
## WOOD SPECIES

Actual wood species available: Cherry, Maple.

CARLYLE



MATERIAL CONTENT:



PRE-CONSUMER  
RECYCLED CONTENT = 50%

POST-CONSUMER  
RECYCLED CONTENT = 15%

Up to 49.33% of this Carlyle product is recyclable at the end of its useful life.

CONTRIBUTES TO

CREDIT 2.1 - 2.2	Construction Waste Management	1-2 point(s)
CREDIT 3.3	Resource Reuse	1 point
CREDIT 4.1	Recycled Content	1 point
CREDIT 4.2	Recycled Content	1 point
CREDIT 4.5	Low Emitting Materials, Systems & Seating	1 point
CREDIT 5.1	Regional Materials*	1 point
CREDIT 7	Certified Wood (MUST BE REQUESTED)	1 point(s)

\*This credit is only applicable if in total 20% of the combined value of the procurement of construction materials and in the furniture are manufactured within a radius of 500 miles. This credit will apply if the installation of the finished product occurs within 500 miles of Kitchener, Ontario.

level® CERTIFICATION, AIR EMISSIONS AND FSC® CERTIFICATION



The mark of responsible forestry



level® CERTIFICATION

BIFMA's e3 Furniture Sustainability Standard is a voluntary, multi-attribute standard that measures the degree of sustainability of furniture. This standard evaluates product and company environmental attributes and compliance systems in a wide range of elements which include Materials, Energy & Atmosphere, Human & Ecosystem Health and Social Responsibility. Carlyle products have earned level®, BIFMA's sustainability certification program for furniture, certification through third-party verification against the e3 standard.

AIR EMISSIONS

All Carlyle products are supplied air-emissions certified. Contact customer service for information.


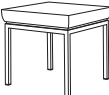
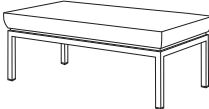
FSC®

In 2005, Krug received Forest Stewardship Council® (FSC®) Chain-of-Custody certification for our manufacturing facilities. The FSC® Chain-of-Custody tracks certified wood from seedling to final sale. It signifies that the growth, harvesting and production of goods are entirely achieved through responsible forestry, which guarantees a healthy supply of forest resources for generations to come. Carlyle and other Krug products can be specified with one of two types of FSC® Certification:

- (a) FSC®-certified (which includes FSC®-certified lumber, veneer and substrate material)
  - (b) FSC®-mix certified (which includes substrate material only, and is a lower cost option certification)
- Contact customer service for further information, pricing and leadtimes.

Architects, designers, and building professionals can specify FSC®-certified products in order to achieve a point from the US. Green Building Council's Leadership in Energy and Environmental Design (LEED) Rating System.

CARLYLE

DESCRIPTION/MODEL	FINISHES		W	D	H	SHIPPING WEIGHT	CUBIC FEET
	CHERRY, MAPLE	WALNUT, ANIGRE					
 CAR-18-18-24	829		18	18	24	30	5.5
 CAR-24-24-22	894		24	24	22	32	9
 CAR-42-21-16	1115		42	21	16	65	9.9

ORDERING PROCEDURE

To order please specify the following:

- 1. Select model number
- 2. Select a finish for the wood frame

Dimensions are in inches and approximate.  
Contact Customer Service if dimensions are critical.

STANDARD FINISHES

For a complete list of standard wood finishes please see page 4.

CARLYLE


The legs on the Carlyle series feature a silver metallic finish.

WOOD SPECIES

Actual wood species available: Cherry, Maple.







The mark of responsible forestry



All products are air emissions certified and are available as FSC® certified

# krug