



METAL CHAIRS

WORKBOOK/PRICE LIST April 2015






Heavy Duty Steel Frames



Plywood Seat



Patented Perma-Glide[™]

The Falcon Advantage

BUILT FOR YEARS OF USE IN HIGH TRAFFIC ENVIRONMENTS

- Heavy duty steel frames
- Joints fully welded, no tack or spot welds
- Hardened screws, heads will not shear off during use
- Solid plywood seat construction, provides superior gripping power for screws

SUPER TOUGH FINISHES

- Blended epoxy and polyester based powder coat
- Nickel base coat prepares surface for plated finishes, insuring a beautifully smooth and durable finish
- Phosphate washing system cleans metal and prepares for finishing
- Wood parts receive conversion varnish finish

PROTECTIVE CHAIR FEATURES PROVIDE YEARS OF BEAUTY

- Patented Perma-Glides[™] on R800 series chairs
- Stacking bumpers

DEVELOPED FOR COMFORT

- High resiliency foam maintains original comfort level for years to come

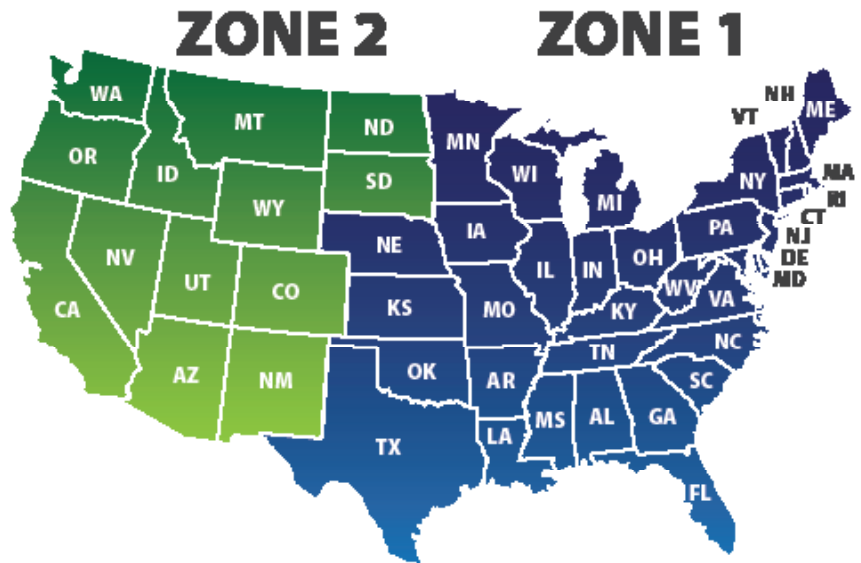


F1601 Chair

HOW TO ORDER

1. Specify Model Number
2. Specify Quantity
3. Select Metal Finish where applicable
(see Metal Finishes on back cover)
4. Select Wood Finish where applicable
(see Wood Finishes on back cover)
5. Select Shell Color and Arm Cap Color where applicable (see product information for available colors)
6. Select Upholstery (include manufacturer, pattern and color)
 - For C.O.M., see next page
 - For upholstery upgrades, see Textile Standards chart
 - For large orders or repeats, call for yardage requirements
7. Specify Options
(see product information for available options)
8. F.O.B. Factory
9. Freight
 - Zone 1, Included in list price. Zone 2, Add 4% to list price
10. Small Order Charge
Orders with a combined Net price under \$1,000 will be subject to a Special Handling Charge of \$125 Net. One charge per order.

Freight Zones



WARRANTY

Standard Warranty

See General Information in back for details.

Extended Warranty

- R Series chairs carry a 5 year warranty against structural frame defects in material and workmanship under normal use and service.
These terms are in addition to the Standard Warranty.
- H Series chairs are guaranteed against structural defects for a period of 5 years. H Series tablet arms and book racks are warranted for 1 year.
These terms are in addition to the Standard Warranty.
- GT Series chairs are guaranteed against structural defects for a period of 5 years. Moving or mechanical parts are warranted for 3 years or the warranties expressed by manufacturer of those components. Items such as glides are not covered under this warranty.

FIRE RETARDANCY INFORMATION

All Falcon seating products are standard with foam meeting California Technical Bulletin #117. It is the customer's responsibility to specify fire retardant fabric to meet any fire codes. Falcon has the capability to meet California Technical Bulletin #133 when required, order must specify clearly. Call for quotation.

Note: Customer's own material (C.O.M.) must be pre-approved by factory before order can be processed when TB-133 is required. Consult Sales Representative or contact Customer Service for approval arrangements. Customer is responsible for all costs incurred for fabric treatments. Full scale testing, when required, will be charged to customer.

Foam

Falcon can furnish flame retardant foam to meet the following specifications:

- Boston Port Authority and City Code
- Port Authority of New York and New Jersey Revision 481
- FAA 25.853 (AF)
- FAR 25.853-25 (BF)
- Motor Vehicle Spec. MVSS302
- UFAC current standards as of 9/81

If specific certification is required, customer will be charged the cost of sampling, testing and freight. Items to be manufactured in compliance with one or more of the above codes must be so stated on customer's purchase order at the time the order is placed. Contact Sales Representative or Customer Service for quote.

Note: Falcon has the ability to meet any national fire code requirements. Contact customer service for more information.

C.O.M. INFORMATION

- Yardage requirements are based on a minimum quantity of 10. For smaller or large orders, contact Customer Service for exact yardage requirements.
- Some C.O.M. fabrics may require other methods of cutting, which in turn, requires more yardage than shown in the price list.
- Submit cuttings of C.O.M. fabrics with order to determine actual yardage requirement.
- The company reserves the right to refuse C.O.M. orders (or process without responsibility) where fabric is not suitable because of pattern, weight, width, stretch, etc. Thin fabrics are unsuitable unless laminated or backed. See table below for pricing.
- We assume no responsibility for wearability of C.O.M. fabrics. They are applied totally at customer's own risk.


SHIP C.O.M. PREPAID TO:

Falcon
810 West Hwy 25/70
Newport, TN 37821

Shipments to other locations will cause delays in production and additional freight charges.

Tag

Supplier must include a tag listing:

- 
- Customer Name
 - Total Yardage Shipped
 - Pattern Identification
 - Falcon Acknowledgement Number or Customer P.O. Number
 - Reference each piece of COM the model number and quantity of chairs on which it is to be applied.

Mark

- Reversible Fabric - mark face side
- Striped Fabric - specify direction of stripe (vertical or horizontal)

METAL CHAIRS ORDER INFORMATION

SELECT METAL FINISH

CLASSIC METAL FINISHES

Standard Powdercoat		
GRD Std	Black Wrinkle	R100**
	Gloss Black	CP001GS*
	Silvertone	E-2
Optional Powdercoat Colors		
GRD 2	Absolute Black	T-13
	Almond	CP010S
	Aluminum	T-10
	Architectural Bronze	AB-2
	Bright White	T-12*
	Fog	CP012S
	Graphite	CP042S
	Grey Iron	N351
	Gunmetal	T-14
	Matte Black	CP001MS
	Olympic Bronze	T-9
	Storm	CP023S

*Absolute Black (T-13) and Bright White (T-12) are standard as approved for outdoor use. Other finishes are not recommended for outdoor use.

**Not available on R2342, R2467 and R2482.

CUSTOM FINISHES

Custom paint, metal, wood, laminate, fiberglass, or acrylic finishes are always welcome. Falcon has the unique ability to custom tailor our products to fit your needs. Our manufacturing process is perfectly suited for custom finishes. Upcharges may apply. Please call 800-873-3252 for details.

FIBERGLASS SEAT COLORS

Standard Colors	
Almond	F10
Surf	F80
Fog	F12
Black	F1

Granitex Colors (Add \$25 additional per chair)

Pebble Sandollar	G212
Steel Gray	G220

See Fiberglass colors at falconproducts.com

SELECT WOOD FINISH

STANDARD FINISH - NO UPCHARGE
 WBF Wood Finish with Semi-Gloss Lacquer.

WBF WOOD FINISHES

Natural	WBF110
Golden	WBF112
Medium Oak	WBF122
Chestnut	WBF124
Medium Brown Mahogany	WBF126
Dark Walnut	WBF128
Light Cherry	WBF131
Amber Cherry	WBF134
Royal Mahogany	WBF136
Black	WBF154

Note: Wood finishes will vary due to inconsistencies in lumber and moisture, therefore we assume no responsibility for matches to exact tones. When matching to laminate patterns containing large variations in color, stain will be matched with harmonizing tone.

See Wood Finishes on inside back cover

Custom Finish and Color Matches

Custom wood stain finish to match customer's sample or laminate.

Sample of finish will be required for matching prior to production.

Should matching require brushing, glazing or hand wiping, additional charges may apply.

306 Series



FEATURES

- Heavy Duty Steel Frame
- Standard Powdercoat Finish (306.90): CP001GS Gloss Black, E2 Silvertone, R100 Black Wrinkle
- Standard Polished Chrome (306.80)
- Standard Wood Finish
- Maple Plywood Seat and Back
- Standard Black Plastic Glides
- Stacks 10 High

OPTIONS

- \$795 306.60 Stacking Dolly
- \$8 Grade 2 Powdercoat on 306.90

Cat #	Chair	Overall Dimensions	Additional Dimensions	Apprx WT	List/COM
306.80	Stacking Side Chair	33H x 19.75W x 21.75D	18.5 SH	15	504
306.90	Stacking Side Chair	33H x 19.75W x 21.75D	18.5 SH	15	504

1700/1705/1709 Series



FEATURES

- Heavy Duty 13 ga. Steel Tubular Frame
- Barstool Tubular Steel and Wire Frame
- Passive Flex Back Movement
- Polished Chrome Finish
- Polypropylene Seat and Back
- Shell Colors: A-Black, N-Misty Grey, Q-Dark Blue, E-Red, C-Cream, M-Mango, U-Sulphur, and S-Sand
- Stacks 9 High (Side and Arm)
- Stacks 6 High (Barstool)
- Stacks 10 High on 1700T Dolly (Side and Arm)
- Standard Plastic Glides
- 10 Year Frame Warranty

OPTIONS

- \$590 1700T Stacking Dolly
- Powdercoat available, call for pricing

Cat #	Chair	Overall Dimensions	Additional Dimensions	Apprx WT	List/COM
1700	Stacking Side Chair	33H x 21W x 21D	17.5 SH x 18 SW x 17 SD (Inside)	15	300
1705	Stacking Arm Chair	33H x 23.5W x 21D	17.5 SH x 18 SW x 17 SD (Inside), 26.5AH	18	352
1709	Stacking Barstool	45H x 23W x 22.5D	30 SH x 18 SW x 17 SD (Inside)	23	516

1700US/1705US/1709US Series



FEATURES

- Heavy Duty 13 ga. Steel Tubular Frame
- Barstool Tubular Steel and Wire Frame
- Polished Chrome Finish
- Polypropylene Seat and Back
- Upholstered Seat Pad
- Shell Colors: A-Black, N-Misty Grey, Q-Dark Blue, E-Red, C-Cream, M-Mango, U-Sulphur, and S-Sand
- Stacks 9 High (Side and Arm)
- Stacks 6 High (Barstool)
- Stacks 10 High on 1700T Dolly (Side and Arm)
- Passive Flex Back Movement
- Standard Plastic Glides
- 10 Year Frame Warranty

OPTIONS

- \$590 1700T Stacking Dolly
- Powdercoat available, call for pricing

Cat #	Chair	Overall Dimensions	Additional Dimensions	Apprx WT	YDS	List/COM	GRD 1	GRD 2	GRD 3	GRD 4	GRD 5
1700US	Stacking Side Chair	33"H x 21"W x 21D	17.5 SH x 18 SW x 17 SD (Inside)	18	0.70	352	369	384	402	427	453
1705US	Stacking Arm Chair	33H x 23.5W x 21D	17.5 SH x 18 SW x 17 SD (Inside), 26.5AH	21	0.70	370	387	403	421	446	472
1709US	Stacking Barstool	45H x 23W x 22.5D	30 SH x 18 SW x 17 SD (Inside)	26	0.70	589	608	623	641	666	691

1710 Series



1710

1710US

FEATURES

- Heavy Duty 13 ga. Tubular Steel and Wire Frame
- Polished Chrome Finish
- Polypropylene Seat and Back
- 1710US - Upholstered Seat Pad
- Stacks 6 High Freestanding
- Passive Flex Back Movement
- Shell Colors: A-Black, N-Misty Grey, Q-Dark Blue, E-Red, C-Cream, M-Mango, U-Sulphur, and S-Sand
- Standard Plastic Glides
- Ganging Capability
- 10 Year Frame Warranty

OPTIONS

- \$115 1710BR Book Rack
 - \$121 1710G Ganging Device
 - \$1,065 75 Hand Truck
 - \$68 1710 Beech Arm Rest
- Powdercoat Frame available, call for pricing

Cat #	Chair	Overall Dimensions	Additional Dimensions	Apprx WT	YDS	List/COM	GRD 1	GRD 2	GRD 3	GRD 4	GRD 5
1710	Sled Arm Chair	33H x 23.5W x 21D	17.5 SH x 18 SW x 17 SD (Inside), 26.5AH	25	0	487					
1710US	Sled Arm Chair	33H x 23.5W x 21D	17.5 SH x 18 SW x 17 SD (Inside), 26.5AH	28	0.70	560	576	591	610	634	660

1720/1725/1729 Series



1720

1725

1729

FEATURES

- Heavy Duty 13 ga. Steel Tubular Frame
- Cast Aluminum Base
- 2.5" Casters
- Polished Chrome Finish
- Polypropylene Seat and Back
- Passive Flex Back Movement
- Shell Colors: A-Black, N-Misty Grey, Q-Dark Blue, E-Red, C-Cream, M-Mango, U-Sulphur, and S-Sand
- Adjustable Height

Cat #	Chair	Overall Dimensions	Additional Dimensions	Apprx WT	List/COM
1720	Swivel Side Chair	32-37H x 26W x 26D	17.5 x SH 18 SW x 17 SD (Inside)	35	768
1725	Swivel Arm Chair	32-37H x 26W x 26D	17.5 SH x 18 SW x 17 SD (Inside), 26-31.25AH	40	923
1729	Swivel Lab Chair	33.75-41H x 26W x 26D	17.5 SH x 18 SW x 17 SD (Inside)	45	923

1720US/1725US/1729US Series



1720US

1725US

1729US

FEATURES

- Heavy Duty 13 ga. Steel Tubular Frame
- Cast Aluminum Base
- 2.5" Casters
- Polished Chrome Finish
- Polypropylene Seat and Back
- Upholstered Seat Pad
- Passive Flex Back Movement
- Shell Colors: A-Black, N-Misty Grey, Q-Dark Blue, E-Red, C-Cream, M-Mango, U-Sulphur, and S-Sand
- Adjustable Height

Cat #	Chair	Overall Dimensions	Additional Dimensions	Apprx WT	YDS	List/COM	GRD 1	GRD 2	GRD 3	GRD 4	GRD 5
1720US	Swivel Side Chair	32-37H x 26W x 26D	17.5 SH x 18 SW x 17 SD (Inside)	38	0.70	991	1,009	1,024	1,041	1,066	1,092
1725US	Swivel Arm Chair	32-37H x 26W x 26D	17.5 SH x 18 SW x 17 SD (Inside), 26-31.25 AH	43	0.70	1,146	1,162	1,180	1,196	1,222	1,246
1729US	Swivel Lab Chair	33.75-41H x 26W x 26D	17.5 SH x 18 SW x 17 SD (Inside)	48	0.70	1,147	1,164	1,181	1,197	1,223	1,247

METAL CHAIRS



9660/9661/9662/9663/9664/9665/9680 Series



9660 9661 9662 9663 9680

FEATURES

- Heavy Duty Steel Frame
- Standard Powdercoat Finish available in CP001GS Gloss Black, E2 Silvertone, R100 Black Wrinkle
- Upholstered Pad Seat
- Upholstered Back
- Standard Plastic Glides

OPTIONS

- \$8 Grade 2 Powdercoat
- \$108 Polished Chrome/Upcharge Per Chair or Stool
- \$161 Polished Chrome/Upcharge Per Bench

Cat #	Chair	Overall Dimensions	Additional Dimensions	Apprx WT	YDS	List/COM	GRD 1	GRD 2	GRD 3	GRD 4	GRD 5
9660	Metal Barstool	38.5H x 18W x 19.75D	30.25 SH	19	2.2	796	824	848	875	916	954
9660BB	Backless Metal Barstool	30H x 18W x 19.75D	30 SH	16.5	2.2	683	744	798	858	950	1,037
9661	Metal Counter Stool	32H x 18W x 19.75D	23 SH	18	2.2	796	824	848	875	916	954
9661BB	Backless Metal Counter Stool	23H x 18W x 19.75D	23 SH	15.5	2.2	683	744	798	858	950	1,037
9662	Metal Chair	30H x 18W x 19.75D	18.5 SH	17	2.6	687	714	738	766	806	845
9662BB	Backless Metal Chair	18.5H x 18W x 19.75D	18.5 SH	14.5	2.2	600	663	716	776	868	954
9663	Metal Bar Height Bench	38.5H x 46W x 19.75D	30.25 SH	45	3.5	1,359	1,421	1,474	1,533	1,625	1,711
9663BB	Backless Metal Bar Height Bench	30.25H x 46W x 19.75D	30.25 SH	40	1.5	1,138	1,181	1,217	1,258	1,320	1,379
9664	Metal Counter Height Bench	32H x 46W x 19.75D	23 SH	44	3.5	1,359	1,421	1,474	1,533	1,625	1,711
9664BB	Backless Metal Counter Height Bench	23H x 46W x 19.75D	23 SH	39	1.5	1,138	1,181	1,217	1,258	1,320	1,379
9665	Metal Dining Height Bench	30H x 46W x 19.75D	18.5 SH	43	3.5	1,172	1,235	1,288	1,347	1,439	1,524
9665BB	Backless Metal Dining Height Bench	18.5H x 46W x 19.75D	18.5 SH	38	1.5	1,061	1,104	1,141	1,182	1,244	1,303
9680	Metal Barstool	37.5H x 18W x 19.75D	30.25 SH	17	1	836	863	886	914	953	990

C5788 Series



C5788-1 C5788-5-SF2

FEATURES

- Barstool with Upholstered Pad Seat
- Bolts Down to the Floor.
- Seat Frame Available in Brushed Aluminum only.
- 3" 14 ga. Steel Tube
- Standard Powdercoat Finish for Base and Column. Available in CP001GS Gloss Black, E2 Silvertone, R100 Black Wrinkle

OPTIONS

- \$8 Grade 2 Powdercoat
- \$126 Polished Chrome/upcharge

Cat #	Chair	Overall Dimensions	Additional Dimensions	Apprx WT	YDS	List/COM	GRD 1	GRD 2	GRD 3	GRD 4	GRD 5
C5788-1	Metal Barstool	18H	18 SH x 12.5 SD (Inside)		0.50	546	561	571	583	603	619
C5788-3	Metal Barstool	24H	24 SH x 12.5 SD (Inside)		0.50	546	561	571	583	603	619
C5788-5	Metal Barstool	30H	30 SH x 12.5 SD (Inside)		0.50	546	561	571	583	603	619
C5788-5-SF2	Metal Barstool with FTRG	30H	30 SH x 12.5 SD 22FTRG		0.50	657	670	682	693	712	730
C5788-5-SF1	Metal Barstool with FTRG	30H	30 SH x 12.5 SD 15FTRG		0.50	657	670	682	693	712	730
C5788-3-SF1	Metal Barstool with FTRG	24H	24 SH x 12.5 SD 15FTRG		0.50	657	670	682	693	712	730

F1600/F1601/F1602/F1603 Series



F1600

F1601

F1602

F1603

FEATURES

- Heavy Duty Steel Frame
- T10 Aluminum/Silver Powdercoat
- Standard Wood Finish
- Wood Back and Arms
- Upholstered Box Seat
- Standard Plastic Glides
- Side and arm chairs stack four on the floor, or 8 on optional dolly
- 3 Year Warranty

OPTIONS

\$833 F1600D Dolly, Two stacks of four side and arm chairs
Additional finishes available. Call for pricing.

Cat #	Chair	Overall Dimensions	Additional Dimensions	Apprx WT	YDS	List/COM	GRD 1	GRD 2	GRD 3	GRD 4	GRD 5
F1600	Metal Side Chair	31.5H x 19.5W x 20.75D	19 SH	18	0.80	919	939	956	977	1,006	1,035
F1601	Metal Arm Chair	31.5H x 19.5W x 20.75D	19 SH, 26AH	20	0.80	1,102	1,121	1,140	1,158	1,189	1,217
F1602	Metal Barstool	43H x 17W x 21D	30 SH	21	0.80	1,149	1,169	1,187	1,205	1,236	1,265
F1603	Metal Barstool	43H x 22.5W x 21D	30 SH, 38AH	23	0.80	1,215	1,235	1,253	1,272	1,302	1,329

5038 Series



5038

FEATURES

- 13 gauge steel tube
- Polished Chrome
- Contoured/upholstered seat and back
- Concealed back fasteners
- Integrated ganging device
- Stacks 15 high

Cat #	Chair	Overall Dimensions	Additional Dimensions	Apprx WT	YDS	List/COM	GRD 1	GRD 2	GRD 3	GRD 4	GRD 5
5038	Side Chair	32H x 20.5W x 22.5D	17 SH x 16.5 SW x 16.5 SD	23	1.0	400	Quote	Quote	Quote	Quote	Quote

GT302/GT304 Roma Series



GT302

GT304

FEATURES

- Heavy Duty Wire Rod Frame
- Standard Powdercoat Finish available in CP001GS Gloss Black, E2 Silvertone, R100 Black Wrinkle
- Polypropylene Shell with Upholstery
- Shell Colors: Sand, Light Teal, Blue, Dark Grey, and Black
- Standard White Nylon Plug Glides (front legs only)
- Stacks 15 High Freestanding

OPTIONS

\$6 GL Rear Glides (2 per chair) recommended for hard surface flooring
\$8 Grade 2 Powdercoat
\$10 GG Side Chair Gangers
\$43 Polished Chrome Finish/upcharge
\$1,068 DL31 Side Chair Dolly (Stacks 25)

Cat #	Chair	Overall Dimensions	Additional Dimensions	Apprx WT	YDS	List/COM	GRD 1	GRD 2	GRD 3	GRD 4	GRD 5
GT302	Metal Side Chair	31.5H x 19.5W x 21.5D	18.5 SH x 19.5SW x 18.5SD (Inside)	13	0	331	N/A	N/A	N/A	N/A	N/A
GT304	Metal Side Chair	31.5H x 19.5W x 21.5D	18.5 SH x 19.5SW x 18.5SD (Inside)	13	1.0	476	503	527	556	596	633

METAL CHAIRS



GT502 Verona Series



GT502

GT502-1

FEATURES

- Heavy Duty 16 ga. Steel Tubular Frame
- Standard Powdercoat Finish: 411 Textured Black
- Polypropylene Seat and Back
- Polypropylene Arm Cap: 410 Black
- Shell Color: 410 Black
- Standard Black Plastic Glides
- Stacks 6 High Freestanding
- Stacks 8 High on DL10 Dolly

OPTIONS

- \$22 L100GN Nickel Plated Glides for carpet surfaces (per set)
- \$44 Polished Chrome Finish (Side Chair)/upcharge
- \$79 Polished Chrome Finish (Arm Chair)/upcharge
- \$67 GM side and Tablet Ganging Mechanism, Adds 3" Clearance
- \$132 BR10 Book Rack, 411 Textured Black
- \$255 Medium Scale Tablet (Black) TA13 Left Arm, TA14 Right Arm (Stackable, ganging), Tablet Dimensions 13.5"W x 13.5"D
- \$404 Large Scale Tablet (Black) TA15 Left Arm, TA16 Right Arm (Non-stackable, ganging), Tablet Dimensions 17"W x 13"D
- \$795 DL10 Dolly
- Special order shell colors:
356 Medium Grey, or 472 Bright Blue
Call for Pricing and lead time

TB133 Compliant Shells Call for price and minimum order requirement
Both Tablets add to Side Chair pricing

Cat #	Chair	Overall Dimensions	Additional Dimensions	Apprx WT	List/COM
GT502	Metal Side Chair	33.5H x 20.5W x 21D	18 SH x 17.75 SW x 17.5 SD (Inside)	19	454
GT502-1	Metal Arm Chair	33.5H x 27.25W x 21D	18 SH x 17.75 SW x 17.5 SD (Inside), 26 AH	19	680

GT504 Verona Series



GT504

GT504-1

FEATURES

- Heavy Duty 16 ga. Steel Tubular Frame
- Standard Powdercoat Finish: 411 Textured Black
- Polypropylene Seat and Back
- Pad Seat
- Polypropylene Arm: 410 Black
- Shell Color: 410 Black
- Standard Black Plastic Glides
- Stacks 6 High Freestanding
- Stacks 8 High on DL10 Dolly

OPTIONS

- \$22 L100GN Nickel Plated Glides for carpet surfaces (per set)
- \$44 Polished Chrome Finish (Side Chair)/upcharge
- \$79 Polished Chrome Finish (Arm Chair)/upcharge
- \$67 GM side and Tablet Ganging Mechanism, Adds 3" Clearance
- \$132 BR10 Book Rack, 411 Textured Black
- \$255 Medium Scale Tablet (Black) TA13 Left Arm, TA14 Right Arm (Stackable, ganging), Tablet Dimensions 13.5"W x 13.5"D
- \$404 Large Scale Tablet (Black) TA15 Left Arm, TA16 Right Arm (Non-stackable, ganging), Tablet Dimensions 17"W x 13"D
- \$795 DL10 Dolly
- Special order shell colors:
356 Medium Grey, or 472 Bright Blue
Call for Pricing and lead time

TB133 Compliant Shells Call for price and minimum order requirement
Both Tablets add to Side Chair pricing

Cat #	Chair	Overall Dimensions	Additional Dimensions	Apprx WT	YDS	List/COM	GRD 1	GRD 2	GRD 3	GRD 4	GRD 5
GT504	Metal Side Chair	33.5H x 20.5W x 21D	18 SH x 17.75 SW) x 17.5 SD (Inside)	19	0.70	537	556	570	587	613	639
GT504-1	Metal Arm Chair	33.5H x 27.25W x 21D	18 SH x 17.75 SW x 17.5 SD (Inside), 26 AH	19	0.70	763	780	795	814	838	864

GT506 Verona Series



GT506

GT506-1

FEATURES

- Heavy Duty 16 ga. Steel Tubular Frame
- Standard Powdercoat Finish: 411 Textured Black
- Polypropylene Seat and Back
- Pad Seat and Back
- Polypropylene Arm Cap: 410 Black
- Shell Color: 410 Black
- Standard Black Plastic Glides
- Stacks 6 High Freestanding
- Stacks 8 High on DL10 Dolly

OPTIONS

- \$22 L100GN Nickel Plated Glides for carpet surfaces (per set)
- \$44 Polished Chrome Finish (Side Chair)/upcharge
- \$79 Polished Chrome Finish (Arm Chair)/upcharge
- \$67 GM side and Tablet Ganging Mechanism, Adds 3" Clearance
- \$132 BR10 Book Rack, 411 Textured Black
- \$255 Medium Scale Tablet (Black) TA13 Left Arm, TA14 Right Arm (Stackable, ganging), Tablet Dimensions 13.5"W x 13.5"D
- \$404 Large Scale Tablet (Black) TA15 Left Arm, TA16 Right Arm (Non-stackable, ganging), Tablet Dimensions 17"W x 13"D
- \$795 DL10 Dolly
- Special order shell colors:
356 Medium Grey, or 472 Bright Blue
Call for Pricing and lead time

TB133 Compliant Shells Call for price and minimum order requirement
Both Tablets add to Side Chair pricing

Cat #	Chair	Overall Dimensions	Additional Dimensions	Apprx WT	YDS	List/COM	GRD 1	GRD 2	GRD 3	GRD 4	GRD 5
GT506	Metal Side Chair	33.5H x 20.5W x 21D	18 SH x 17.75 SW) x 17.5 SD (Inside)	19	1.40	587	623	654	688	740	788
GT506-1	Metal Arm Chair	33.5H x 27.25W x 21D	18 SH x 17.75 SW x 17.5 SD (Inside), 26 AH	19	1.40	814	848	879	912	966	1,014

GT508 Verona Series



GT508

GT508-1

FEATURES

- Heavy Duty 1.25" Steel Tubular Frame
- Standard Polished Chrome Finish
- Polypropylene Seat and Back
- Polypropylene Arm Cap: 410 Black
- Shell Color: 410 Black
- Casters

OPTIONS

- \$22 Soft Casters/upcharge
Special order shell colors:
356 Medium Grey, or 472 Bright Blue
Call for Pricing and lead time

TB133 Compliant Shells call for price and minimum order requirement

Cat #	Chair	Overall Dimensions	Additional Dimensions	Apprx WT	List/COM
GT508	Task Chair	32-35.25H x 25.5W x 21D	16.5-20 SH x 17.75 SW x 17.5 SD (Inside)	29	819
GT508-1	Task Arm Chair	32-35.25H x 27.25W x 21D	16.5-20 SH x 17.75 SW x 17.5 SD (Inside), 24.5-28 AH	31	1,039

GT510 Verona Series



GT510

GT510-1

FEATURES

- Heavy Duty 1.25" Steel Tubular Frame
- Standard Polished Chrome Finish
- Polypropylene Seat and Back
- Pad Seat
- Polypropylene Arm Cap: 410 Black
- Shell Colors: 410 Black
- Casters

OPTIONS

- \$22 Soft Casters/upcharge
Special order shell colors:
356 Medium Grey, or 472 Bright Blue
Call for Pricing and lead time

TB133 Compliant Shells call for price and minimum order requirement

Cat #	Chair	Overall Dimensions	Additional Dimensions	Apprx WT	YDS	List/COM	GRD 1	GRD 2	GRD 3	GRD 4	GRD 5
GT510	Task Chair	32- 35.25H x 25.5W x 21D	16.5-20 SH x 17.75 SW x 17.5 SD (Inside)	29	0.70	899	917	933	950	976	1,000
GT510-1	Task Arm Chair	32-35.25H x 27.25W x 21D	16.5-20 SH x 17.75 SW x 17.5 SD (Inside), 24.5 - 28 AH	31	0.70	1,125	1,143	1,157	1,175	1,200	1,226

GT512 Verona Series



GT512

GT512-1

FEATURES

- Heavy Duty 1.25" Steel Tubular Frame
- Standard Polished Chrome Finish
- Polypropylene Seat and Back
- Pad Seat and Back
- Polypropylene Arm Cap: 410 Black
- Shell Color: 410 Black
- Casters

OPTIONS

- \$22 Soft Casters/upcharge
Special order shell colors:
356 Medium Grey, or 472 Bright Blue
Call for Pricing and lead time

TB133 Compliant Shells call for price and minimum order requirement

Cat #	Chair	Overall Dimensions	Additional Dimensions	Apprx WT	YDS	List/COM	GRD 1	GRD 2	GRD 3	GRD 4	GRD 5
GT512	Task Chair	32-35.25H x 25.5W x 21D	16.5-20 SH x 17.75 SW x 17.5 SD (Inside)	29	1.40	951	986	1,017	1,052	1,104	1,152
GT512-1	Task Arm Chair	32-35.25H x 27.5W x 21D	16.5-20 SH x 17.75 SW x 17.5 SD (Inside), 24.5 - 28 AH	31	1.40	1,174	1,210	1,240	1,274	1,326	1,375

GT514 Verona Series



GT514

GT514-1

FEATURES

- Heavy Duty 1.25" Steel Tubular Frame
- Standard Polished Chrome Finish
- Black Plastic Base
- Polypropylene Seat and Back
- Polypropylene Arm Cap: 410 Black
- Shell Color: 410 Black
- Casters

OPTIONS

- \$22 Soft Casters/upcharge
Special order shell colors:
356 Medium Grey, or 472 Bright Blue
Call for Pricing and lead time

TB133 Compliant Shells call for price and minimum order requirement

Cat #	Chair	Overall Dimensions	Additional Dimensions	Apprx WT	List/COM
GT514	Task Chair	35.75-43H x 26W x 26D	19.75-26.24 SH x 17.75 SW x 17.5 SD (Inside)	30	906
GT514-1	Task Arm Chair	35.75-43H x 27.25W x 26D	19.75-26.24 SH x 17.75 SW x 17.5 SD (Inside), 27.75-35" AH	32	1,131

METAL CHAIRS



GT516 Verona Series



GT516

GT516-1

FEATURES

- Heavy Duty 1.25" Steel Tubular Frame
- Standard Polished Chrome Finish
- Black Plastic Base
- Polypropylene Seat and Back
- Pad Seat
- Polypropylene Arm Cap: 410 Black
- Shell Color: 410 Black
- Casters

OPTIONS

- \$22 Soft Casters/upcharge
Special order shell colors:
356 Medium Grey, or 472 Bright Blue
Call for Pricing and lead time

TB133 Compliant Shells call for price and minimum order requirement

Cat #	Chair	Overall Dimensions	Additional Dimensions	Apprx WT	YDS	List/COM	GRD 1	GRD 2	GRD 3	GRD 4	GRD 5
GT516	Task Chair	35.75-43H x 26W x 26D	19.75-26.24 SH x 17.75 SW x 17.5 SD (Inside)	30	0.70	989	1,006	1,022	1,039	1,064	1,090
GT516-1	Task Arm Chair	35.75-43H x 27.25W x 26D	19.75-26.24 SH x 17.75 SW x 17.5 SD (Inside), 27.75-35AH	32	0.70	1,215	1,233	1,247	1,266	1,290	1,316

GT518 Verona Series



GT518

GT518-1

FEATURES

- Heavy Duty 1.25" Steel Tubular Frame
- Standard Polished Chrome Finish
- Black Plastic Base
- Polypropylene Seat and Back
- Pad Seat and Back
- Polypropylene Arm Cap: 410 Black
- Shell Color: 410 Black
- Casters

OPTIONS

- \$22 Soft Casters/upcharge
Special order shell colors:
356 Medium Grey, or 472 Bright Blue
Call for Pricing and lead time

TB133 Compliant Shells call for price and minimum order requirement

Cat #	Chair	Overall Dimensions	Additional Dimensions	Apprx WT	YDS	List/COM	GRD 1	GRD 2	GRD 3	GRD 4	GRD 5
GT518	Task Chair	35.75-43H x 26W x 26D	19.75-26.24 SH x 17.75 SW x 17.5 SD (Inside)	30	1.40	1,038	1,073	1,104	1,139	1,191	1,239
GT518-1	Task Arm Chair	35.75-43H x 27.25W x 26D	19.75-26.24 SH x 17.75 SW x 17.5 SD (Inside), 27.75-35 AH	32	1.40	1,262	1,298	1,327	1,362	1,415	1,463

GT650 CURV Series



GT650

GT650-2

GT650-2CS

FEATURES

- Polypropylene Shell
- Standard Shell Colors: Black, Dark Grey, Tomato, and White
- Black Shell Standard TB133
- Standard Powdercoat Finish: CP001GS Gloss Black, E2 Silvertone, R100 Black Wrinkle
- 3/4" 16 ga Steel Frame
- Stacks 5

OPTIONS

- \$8 Grade 2 Powdercoat
\$8 Powdercoat to Match Shell
\$101 Polished Chrome
Special order shell colors: Canary, Coffee, and Lime,
Standard Pricing, Call for Lead Time
All Shell Colors Available in TB133, Call for Pricing
\$990 Leather covered shell, specify:
C1-White, C10-Black C9-Camel, and C12-Tan
Stitching may contrast or match leather, specify on order.

Cat #	Chair	Overall Dimensions	Additional Dimensions	Apprx WT	YDS	List/Com
GT650	CURV Chair	29.5H x 21W x 21.25D	18 SH	10	0	452
GT650-2	CURV Barstool	44H x 21W x 21.25"D	32.25 SH	14	0	559
GT650-2CS	CURV Counter Stool	38H x 21W x 21.25D	27.75 SH	14	0	559

GT675 Fresco Series



GT675

GT675-2

GT675-2CS

FEATURES

- UV Stabilized Nylon Shell
- Standard Shell Colors: Iron Grey, Traffic White
- Iron Grey and Traffic White Shells Standard TB133
- Standard Powdercoat Finish: CP001GS Gloss Black, E2 Silvertone, R100 Black Wrinkle
- 3/4" 16 gage Steel Frame
- Chair stacks 5 on floor and carrier
Counter and Bar Stools stack 4 on floor and carrier

OPTIONS

- \$8 Grade 2 Powdercoat
\$8 Powdercoat to Match Shell
• #50 carrier
• Suitable for outdoor use when ordered with stainless frame
• Special order shell colors: Azure Blue, Khaki Grey, Mint Turquoise, Fern Green and Vermilion
Standard Pricing, Call for Lead Time
• All Shell Colors Available in TB133, Call for Pricing

Cat #	Chair	Overall Dimensions	Additional Dimensions	Apprx WT	List/Com	Polished Stainless	Brushed Stainless
GT675	Fresco Chair	30.5H x 19W x 20.75D	18.5 SH	7.5 lbs.	449	654	643
GT675-2	Fresco Barstool	43.25H x 19.375W x 20.625D	30.5 SH	14 lbs.	609	966	953
GT675-2CS	Fresco Counter Stool	38.5H x 19.375W x 20.625D	25.75 SH	12 lbs.	609	966	953

GT702/GT703 Lucky Series



FEATURES

- 5/8" dia. Tubular Steel Frame
- Standard Chrome Finish or Powdercoat Finish
- Single-body Structure in 2 Color Polypropylene
- White Textured Anti-Slip Surface Inside Seat/Back
- Standard Outside Back High Gloss Colors: Orange, Red, Black, White, Beige and Grey
- GT703/GT703-1, Upholstered Seat Pad
- Standard Swivel Chrome Glides
- Stacks 5 High (Side and Arm Chair)
- 5 Year Warranty
- Unit per Carton, 4

OPTIONS

\$391 #50 Dolly, Stacks 5
 \$39 LG Ganger for Side and Arm chairs
 Custom RAL colors available Inside and Outside Seat/Back, call for pricing

Cat #	Chair	Overall Dimensions	Additional Dimensions	Apprx WT	YDS	List/Com	GRD 1	GRD 2	GRD 3	GRD 4	GRD 5
GT702	Four Leg Chair	30.75H x 21.5W x 20.75D	18 SH	13	0	352					
GT702-1	Four Leg Arm Chair	30.75H x 22.75W x 20.75"D	18 SH	14	0	404					
GT703	Four Leg Chair	30.75H x 21.5W x 20.75D	18 SH	13.5	0.40	368	378	386	397	412	425
GT703-1	Four Leg Arm Chair	30.75H x 22.75W x 20.75D	18 SH	14.5	0.40	439	449	458	468	483	497

GT704/GT705 Lucky Series



FEATURES

- 5/8" dia. Tubular Steel Frame
- Standard Chrome Finish or Powdercoat Finish
- Single-body Structure in 2 Color Polypropylene
- White Textured Anti-Slip Surface Inside Seat/Back
- Standard Outside Back High Gloss Colors: Orange, Red, Black, White, Beige and Grey
- GT704/GT704-1, Upholstered Back Pad
- GT705/GT705-1, Upholstered Seat and Back Pad
- Standard Swivel Chrome Glides
- Stacks 5 High (Side and Arm Chair)
- 5 Year Warranty
- Unit per Carton, 4

OPTIONS

\$391 #50 Dolly, Stacks 5
 \$39 LG Ganger for Side and Arm chairs
 Custom RAL colors available Inside and Outside Seat/Back, call for pricing

Cat #	Chair	Overall Dimensions	Additional Dimensions	Apprx WT	YDS	List/COM	GRD 1	GRD 2	GRD 3	GRD 4	GRD 5
GT704	Four Leg Chair	30.75H x 21.5W x 20.75D	18 SH	13.5	0.40	360	370	379	388	404	418
GT704-1	Four Leg Arm Chair	30.75H x 22.75W x 20.75D	18 SH	14.5	0.40	431	440	449	459	475	487
GT705	Four Leg Chair	30.75H x 21.5W x 20.75D	18 SH	14	0.70	397	414	429	447	473	498
GT705-1	Four Leg Arm Chair	30.75H x 22.75W x 20.75D	18 SH	15	0.70	467	484	500	518	542	568

GT707/GT712 Lucky Series



FEATURES

- 1/2" dia. Tubular Steel Frame
- Standard Chrome Finish or Powdercoat Finish
- Single-body Structure in 2 Color Polypropylene
- White Textured Anti-Slip Surface Inside Seat/Back
- Standard Outside Back High Gloss Colors: Orange, Red, Black, White, Beige and Grey
- Standard Black Nylon Glides
- Stacks 10 High (Side Chair only)
- 5 Year Warranty
- Unit per Carton: 4 (Side Chair), 1 (Arm and Barstool)

OPTIONS

\$39 LG Ganger for Side and Arm chairs
 Counter Stool available at same price as Barstool.
 Specify on order.(36.6"H x 19"W x 20.75"D x 24"SH);
 Add SPCL to Catalog Number
 Custom RAL colors available Inside and Outside Seat/Back, call for pricing and lead time

Cat #	Chair	Overall Dimensions	Additional Dimensions	Apprx WT	List/COM
GT707	Sled Base Chair	30.75H x 20.25W x 20.75D	18 SH	14	404
GT707-1	Sled Base Arm Chair	30.75H x 22.75W x 20.75D	18 SH	15	475
GT712	Non-Swivel Barstool	42.5H x 19W x 20.75D	30 SH	16	559

GT708/GT713 Lucky Series



FEATURES

- 1/2" dia. Tubular Steel Frame
- Standard Chrome Finish or Powdercoat Finish
- Single-body Structure in 2 Color Polypropylene
- White Textured Anti-Slip Surface Inside Seat/Back
- Standard Outside Back High Gloss Colors: Orange, Red, Black, White, Beige and Grey
- Upholstered Seat Pad
- Standard Black Nylon Glides
- Stacks 10 High (Side Chair only)
- 5 Year Warranty
- Unit per Carton: 4 (Side Chair), 1 (Arm and Barstool)

OPTIONS

\$39 LG Ganger for Side and Arm chairs
Counter Stool available at same price as Barstool.
Specify on order.(36.6"H x 19"W x 20.75"D x 24"SH);
Add SPCL to Catalog Number
Custom RAL colors available Inside and Outside Seat/Back, call for pricing and lead time

Cat #	Chair	Overall Dimensions	Additional Dimensions	Apprx WT	YDS	List/COM	GRD 1	GRD 2	GRD 3	GRD 4	GRD 5
GT708	Sled Base Chair	30.75H x 20.25W x 20.75D	18 SH	14.5	0.40	439	449	458	468	483	497
GT708-1	Sled Base Arm Chair	30.75H x 22.75W x 20.75D	18 SH	15.5	0.40	511	521	529	539	556	568
GT713	Non-Swivel Barstool	42.5H x 19W x 20.75D	30 SH	16.5	0.40	624	633	643	652	668	682

GT709/GT714 Lucky Series



FEATURES

- 1/2" dia. Tubular Steel Frame
- Standard Chrome Finish or Powdercoat Finish
- Single-body Structure in 2 Color Polypropylene
- White Textured Anti-Slip Surface Inside Seat/Back
- Standard Outside Back High Gloss Colors: Orange, Red, Black, White, Beige and Grey
- Upholstered Back Pad
- Standard Black Nylon Glides
- Stacks 10 High (Side Chair only)
- 5 Year Warranty
- Unit per Carton: 4 (Side Chair), 1 (Arm and Barstool)

OPTIONS

\$39 LG Ganger for Side and Arm chairs
Counter Stool available at same price as Barstool.
Specify on order.(36.6"H x 19"W x 20.75"D x 24"SH);
Add SPCL to Catalog Number
Custom RAL colors available Inside and Outside Seat/Back, call for pricing and lead time

Cat #	Chair	Overall Dimensions	Additional Dimensions	Apprx WT	YDS	List/COM	GRD 1	GRD 2	GRD 3	GRD 4	GRD 5
GT709	Sled Base Chair	30.75H x 20.25W x 20.75D	18 SH	14.5	0.40	431	440	449	459	475	487
GT709-1	Sled Base Arm Chair	30.75H x 22.75W x 20.75D	18 SH	15.5	0.40	501	511	520	529	544	559
GT714	Non-Swivel Barstool	42.5"H x 19"W x 20.75"D	30 SH	16.5	0.40	584	595	604	613	628	642

GT710/GT715 Lucky Series



FEATURES

- 1/2" dia. Tubular Steel Frame
- Standard Chrome Finish or Powdercoat Finish
- Single-body Structure in 2 Color Polypropylene
- White Textured Anti-Slip Surface Inside Seat/Back
- Standard Outside Back High Gloss Colors: Orange, Red, Black, White, Beige and Grey
- Upholstered Seat and Back Pad
- Standard Black Nylon Glides
- Stacks 10 High (Side Chair only)
- 5 Year Warranty
- Unit per Carton: 4 (Side Chair), 1 (Arm and Barstool)

OPTIONS

\$39 LG Ganger for Side and Arm chairs
Counter Stool available at same price as Barstool.
Specify on order.(36.6"H x 19"W x 20.75"D x 24"SH);
Add SPCL to Catalog Number
Custom RAL colors available Inside and Outside Seat/Back, call for pricing and lead time

Cat #	Chair	Overall Dimensions	Additional Dimensions	Apprx WT	YDS	List/COM	GRD 1	GRD 2	GRD 3	GRD 4	GRD 5
GT710	Sled Base Chair	30.75H x 20.25W x 20.75D	18 SH	15	0.70	467	484	500	518	542	568
GT710-1	Sled Base Arm Chair	30.75H x 22.75W x 20.75D	18 SH	16	0.70	537	556	570	587	613	639
GT715	Non-Swivel Barstool	42.5H x 19W x 20.75D	30 SH	17	0.70	619	638	652	670	695	721

R2432 Series



R2432

FEATURES

- 13/16" Square Steel Tubing Frame
- 1/2" Plywood, 2" Foam, Box Style Seat
- Standard Powdercoat Finish available in CP001GS Gloss Black and E2 Silvertone
- Upholstered Back with Hand Hold Cutout
- Concealed Back Fasteners
- Grey Nylon Glides
- Stacking Bars
- Stacks 12 High

OPTIONS

- \$8 Grade 2 Powdercoat upcharge
- \$75 Polished / Satin Chrome Finish
- \$82 Satin Brass Finish
- \$110 Polished Brass Finish
- \$25 GG Ganging Device (Must be permanently mounted at factory)
- \$855 73 Stack Chair Cart, Black, Stacks 12 High

Cat #	Chair	Overall Dimensions	Additional Dimensions	Apprx WT	YDS	List/COM	GRD 1	GRD 2	GRD 3	GRD 4	GRD 5
R2432	Stacking Side Chair	36H x 17W x 22D	18.5 SH x 15.5 SW x 17 SD (Inside)	20	0.80	217	238	255	274	304	333

*R100 Black Wrinkle not available

R2467 Series



R2467

FEATURES

- 13/16" Square Steel Tubing Frame
- 1/2" Plywood, 2" Foam, Box Style Seat
- Standard Powdercoat Finish available in CP001GS Gloss Black and E2 Silvertone
- Upholstered Back with Hand Hold Cutout
- Concealed Back Fasteners
- Grey Nylon Glides
- Stacking Bars
- Stacks 12 High

OPTIONS

- \$8 Grade 2 Powdercoat upcharge
- \$75 Polished / Satin Chrome Finish
- \$82 Satin Brass Finish
- \$110 Polished Brass Finish
- \$25 GG Ganging Device (Must be permanently mounted at factory)
- \$855 73 Stack Chair Cart, Black, Stacks 12 High

Cat #	Chair	Overall Dimensions	Additional Dimensions	Apprx WT	YDS	List/COM	GRD 1	GRD 2	GRD 3	GRD 4	GRD 5
R2467	Stacking Side Chair	35H x 17W x 22D	18.5 SH x 15.5 SW x 15.5 SD (Inside)	19	0.80	233	254	271	292	320	350

*R100 Black Wrinkle not available

R2482 Series



R2482

FEATURES

- 13/16" Square Steel Tubing Frame
- 1/2" Plywood, 2" Foam, Box Style Seat
- Standard Powdercoat Finish available in CP001GS Gloss Black and E2 Silvertone
- Upholstered Back with Hand Hold Cutout
- Concealed Back Fasteners
- Grey Nylon Glides
- Stacking Bars
- Stacks 12 High

OPTIONS

- \$8 Grade 2 Powdercoat upcharge
- \$75 Polished / Satin Chrome Finish
- \$82 Satin Brass Finish
- \$110 Polished Brass Finish
- \$25 GG Ganging Device (Must be permanently mounted at factory)
- \$855 73 Stack Chair Cart, Black, Stacks 12 High

Cat #	Chair	Overall Dimensions	Additional Dimensions	Apprx WT	YDS	List/COM	GRD 1	GRD 2	GRD 3	GRD 4	GRD 5
R2482	Stacking Side Chair	37H x 17W x 22D	18.5 SH x 15.5 SW x 15.5 SD (Inside)	20	0.80	261	281	299	318	349	377

*R100 Black Wrinkle not available

R806 Series



FEATURES

- Heavy Duty Square Steel Frame
- Standard Powdercoat Finish available in CP001GS Gloss Black, E2 Silvertone, R100 Black Wrinkle
- Metal Back
- Upholstered Pad Seat
- Standard Patented Perma-Glide™

OPTIONS

- \$8 Grade 2 Powdercoat/upcharge
- \$29 Additional 1" Foam
- \$51 Wood Seat/upcharge (Add WS to Model Number)
- \$257 Fiberglass Seat/upcharge (Add FS to Model Number)

Cat #	Chair	Overall Dimensions	Additional Dimensions	Apprx WT	YDS	List/COM	GRD 1	GRD 2	GRD 3	GRD 4	GRD 5
R806	Metal Side Chair	32.5H x 18W x 20D	18 SH	19	0.40	241	251	259	269	284	298
R806-2	Metal Barstool	43.25H x 18W x 20D	28.25 SH	24	0.40	322	332	341	351	366	379
R806CS	Cluster Seat	17 Back H x 17.25W x 17D		15	0.40	257	267	275	286	301	314

R814 Series



FEATURES

- Heavy Duty Square Steel Frame
- Standard Powdercoat Finish available in CP001GS Gloss Black, E2 Silvertone, R100 Black Wrinkle
- Wood Back
- Standard Wood Finish
- Upholstered Pad Seat
- Standard Patented Perma-Glide™

OPTIONS

- \$8 Grade 2 Powdercoat/upcharge
- \$29 Additional 1" Foam
- \$51 Wood Seat/upcharge (Add WS to Model Number)
- \$257 Fiberglass Seat/upcharge (Add FS to Model Number)

Cat #	Chair	Overall Dimensions	Additional Dimensions	Apprx WT	YDS	List/COM	GRD 1	GRD 2	GRD 3	GRD 4	GRD 5
R814	Metal Side Chair	32.5H x 18W x 20D	18 SH	17	0.40	323	333	342	352	367	380
R814-2	Metal Barstool	43.25H x 18W x 20D	28.25 SH	22	0.40	384	395	403	413	428	441

R820 Series



FEATURES

- Heavy Duty Square Steel Frame
- Standard Powdercoat Finish available in CP001GS Gloss Black, E2 Silvertone, R100 Black Wrinkle
- Upholstered Back
- Upholstered Pad Seat
- Standard Patented Perma-Glide™

OPTIONS

- \$8 Grade 2 Powdercoat/upcharge
- \$29 Additional 1" Foam
- \$51 Wood Seat/upcharge (Add WS to Model Number)
- \$257 Fiberglass Seat/upcharge (Add FS to Model Number)

Cat #	Chair	Overall Dimensions	Additional Dimensions	Apprx WT	YDS	List/COM	GRD 1	GRD 2	GRD 3	GRD 4	GRD 5
R820	Metal Side Chair	32.5H x 18W x 20D	18 SH	17	0.40	317	327	336	346	361	375
R820-2	Metal Barstool	43.25H x 18W x 20D	28.25 SH	22	0.40	397	406	415	425	440	454

R823 Series



FEATURES

- Heavy Duty Square Steel Frame
- Standard Powdercoat Finish available in CP001GS Gloss Black, E2 Silvertone, R100 Black Wrinkle
- Wood Back
- Standard Wood Finish
- Upholstered Pad Seat
- Standard Patented Perma-Glide™

OPTIONS

- \$8 Grade 2 Powdercoat/upcharge
- \$29 Additional 1" Foam
- \$51 Wood Seat/upcharge (Add WS to Model Number)
- \$257 Fiberglass Seat/upcharge (Add FS to Model Number)

Cat #	Chair	Overall Dimensions	Additional Dimensions	Apprx WT	YDS	List/COM	GRD 1	GRD 2	GRD 3	GRD 4	GRD 5
R823	Metal Side Chair	33H x 17.5W x 19.5D	18.5 SH	22	0.40	335	345	354	363	379	393
R823-2	Metal Barstool	43.25H x 17.5W x 20D	28.25 SH	24	0.40	402	412	421	431	446	459

R843 Series



R843WS

R843-2WS

Shown with optional wood seat

FEATURES

- Heavy Duty Square Steel Frame
- Standard Powdercoat Finish available in CP001GS Gloss Black, E2 Silvertone, R100 Black Wrinkle
- Wood and Metal back
- Standard Wood Finish
- Upholstered Pad Seat
- Standard Patented Perma-Glide™
- Side Chair and Barstool Shown with Optional Wood Seat

OPTIONS

- \$8 Grade 2 Powdercoat/upcharge
- \$29 Additional 1" Foam
- \$51 Wood Seat/upcharge (Add WS to Model Number)
- \$257 Fiberglass Seat/upcharge (Add FS to Model Number)

Cat #	Chair	Overall Dimensions	Additional Dimensions	Apprx WT	YDS	List/COM	GRD 1	GRD 2	GRD 3	GRD 4	GRD 5
R843	Metal Side Chair	32.5H x 17.5W x 20D	18 SH	18	0.40	311	320	330	340	355	368
R843-2	Metal Barstool	43.25H x 18W x 20D	28.25 SH	20	0.40	379	388	398	408	423	436

R844 Series



R844

R844-2

FEATURES

- Heavy Duty Square Steel Frame
- Standard Powdercoat Finish available in CP001GS Gloss Black, E2 Silvertone, R100 Black Wrinkle
- Metal Back
- Upholstered Pad Seat
- Standard Patented Perma-Glide™

OPTIONS

- \$8 Grade 2 Powdercoat/upcharge
- \$29 Additional 1" Foam
- \$51 Wood Seat/upcharge (Add WS to Model Number)
- \$257 Fiberglass Seat/upcharge (Add FS to Model Number)

Cat #	Chair	Overall Dimensions	Additional Dimensions	Apprx WT	YDS	List/COM	GRD 1	GRD 2	GRD 3	GRD 4	GRD 5
R844	Metal Side Chair	32.5H x 18W x 20D	18 SH	17	0.40	252	261	270	280	296	309
R844-2	Metal Barstool	43.25H x 18W x 20D	28.25 SH	21	0.40	314	324	333	343	358	371

R845 Series



R845

R845-2

FEATURES

- Heavy Duty Square Steel Frame
- Standard Powdercoat Finish available in CP001GS Gloss Black, E2 Silvertone, R100 Black Wrinkle
- Metal Back
- Standard Wood Finish
- Upholstered Pad Seat
- Standard Patented Perma-Glide™

OPTIONS

- \$8 Grade 2 Powdercoat/upcharge
- \$29 Additional 1" Foam
- \$51 Wood Seat/upcharge (Add WS to Model Number)
- \$257 Fiberglass Seat/upcharge (Add FS to Model Number)

Cat #	Chair	Overall Dimensions	Additional Dimensions	Apprx WT	YDS	List/COM	GRD 1	GRD 2	GRD 3	GRD 4	GRD 5
R845	Metal Side Chair	32.5H x 18W x 20D	18 SH	17	0.40	258	268	276	288	302	315
R845-2	Metal Barstool	43.75H x 18W x 20D	28.25 SH	22	0.40	323	333	342	352	367	380

R846 Series



R846

R846-2

FEATURES

- Heavy Duty Square Steel Frame
- Standard Powdercoat Finish available in CP001GS Gloss Black, E2 Silvertone, R100 Black Wrinkle
- Wood and Metal Back
- Standard Wood Finish
- Upholstered Pad Seat
- Standard Patented Perma-Glide™

OPTIONS

- \$8 Grade 2 Powdercoat/upcharge
- \$29 Additional 1" Foam
- \$51 Wood Seat/upcharge (Add WS to Model Number)
- \$257 Fiberglass Seat/upcharge (Add FS to Model Number)

Cat #	Chair	Overall Dimensions	Additional Dimensions	Apprx WT	YDS	List/COM	GRD 1	GRD 2	GRD 3	GRD 4	GRD 5
R846	Metal Side Chair	32.5H x 18W x 20D	19 SH	17	0.40	304	314	323	333	349	361
R846-2	Metal Barstool	43.75H x 18W x 20D	28.25 SH	21	0.40	375	384	394	403	419	432