

# Móz Weave Wall

## Size and Layout Options



Create an impressive effect of undulating metal with Móz Weave Wall. Ready to install, Móz Weave Wall adds color, texture and movement to your environment and is available in a variety of sizes to suit many spaces.

### Standard Panel Sizes

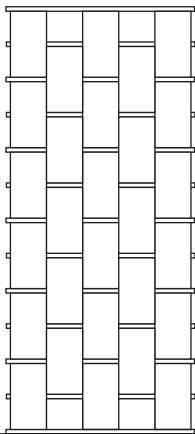
#### Widths:

23 3/4", 29 3/4" and 35 3/4"

#### Lengths

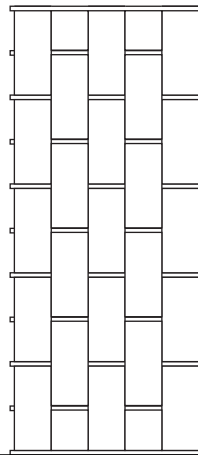
42", 54", 66", 78" and 90"

### SAMPLE SIZES AND LAYOUTS



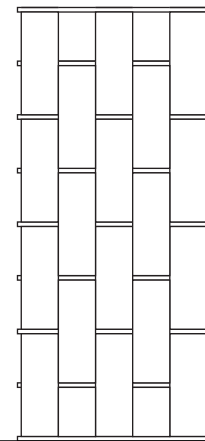
#### 10'-5" x 23' overall size

30 panels, each 23 3/4" x 42"  
1 1/2" diameter poles



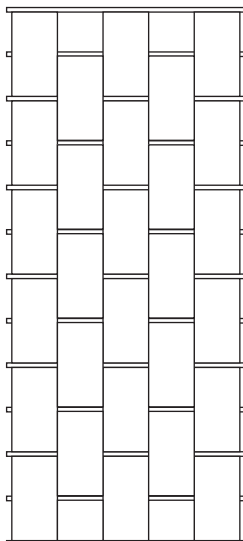
#### 10'-5" x 24'-2" overall size

25 panels, each 23 3/4" x 54"  
1 1/2" diameter poles



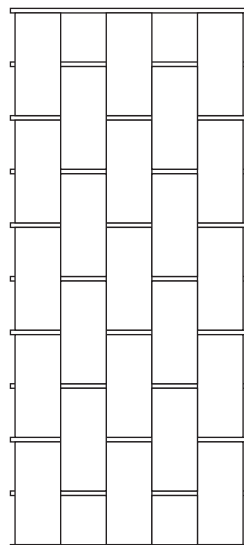
#### 10'-5" x 23'-4" overall size

20 panels, each 23 3/4" x 66"  
2" diameter poles (on 66" panels and longer)



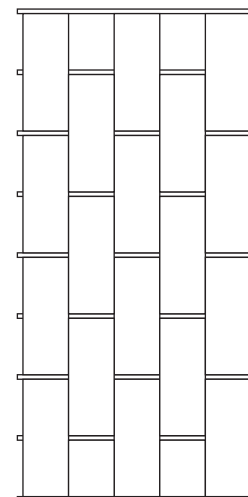
#### 13' x 29'3" overall size

25 panels, each 29 3/4" x 54"  
1 1/2" diameter poles



#### 13' x 29'-5" overall size

25 panels, each 29 3/4" x 66"  
2" diameter poles




#### 13' x 27'-4" overall size


20 panels, each 29 3/4" x 78"  
2" diameter poles

# Móz Weave Wall


Size and Layout Options (continued)



**18'-6" x 58'-4" overall size**  
60 panels, each 35 3/4" x 66"  
2" diameter poles (on 66" panels and longer)



**24'-6" x 54'-6" overall size**  
64 panels, each 35 3/4" x 78"  
2" diameter poles



**21'-2" x 63'-6" overall size**  
56 panels, each 35 3/4" x 90"  
2" diameter poles

## CUSTOM OPTIONS

Customize your Weave Wall by varying panel sizes and/or alternating color & grains.