

Models #16-5724, 16-5730,
16-5736, 16-5742, 16-5748

TRIPLE TIERED SURFACE CEILING DRUMS

Create your part-number by filling in the chart on the following page.

GENERAL OPTIONS

Please see website or catalogue for full listing of fabric colours, prints and trims.

SHADE MATERIAL

- LF - Standard laminated fabric
- LFPS - Printed shade with white fabric backer*
- LPS - Printed shade with opal backer (includes printed wood)*
- FF - Fabric Free, no fabric or printing

SHADE COLOUR/PRINT*

- LF# - Standard Lam. Fabric Colour #
- PS# - Print #, send colour choices
- PW[G#/S#] - Printed Wood, grain # and stain #
- CUSTPRINT - Custom Print, provide graphic file
- FFOA - Fabric Free, Laminated Opal

*Customers are responsible for acquiring licensing rights and paying licensing fees relating to graphics or artwork not included in the Barbican catalogue.

MOUNTING

- SC - Surface Ceiling

BOTTOM LENS

- HTO - High Transmission Opal (std.)
- OA - Opal
- DTC - Double Textured Clear

TRIM (Top Tier Only)

- NT - No trim (std.)
- T#### - Trim Number

FINISH (Mounting Plate Only)

Standard:

- WHT - White, Polyester Powder Coat

VOLTAGE

- INC: 120V
- CFL, LED: 120V, 277V

OPTIONAL

- DB - Dimming ballast/driver
 - Provide manufacturer's model number for pricing and voltage options.
 - For a list of compatible dimming ballasts, see back of catalogue, or visit www.barbican.ca.



SHOWN: 24" Triple Tier ceiling mount in Scarlet fabric, LED and opal lens



42" Triple Tier Surface Ceiling in Almond fabric, compact fluorescent and opal lens

Not exactly what you're looking for? Please contact us with your custom requirements.

• Web: www.barbican.ca • Email: info@barbican.ca • Telephone: 1-800-663-5781 • Fax: 905-991-9708

TRIPLE TIERED SURFACE CEILING DRUMS

Models #16-5724, 16-5730,
16-5736, 16-5742, 16-5748

SIZE-SPECIFIC OPTIONS

Please select options specific to the chosen diameter and height.

MODEL CODE

16-5724

16-5730

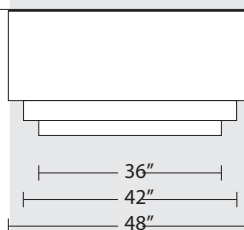
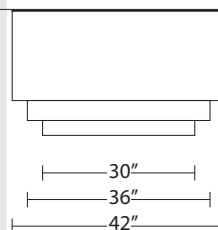
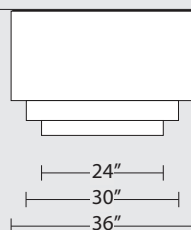
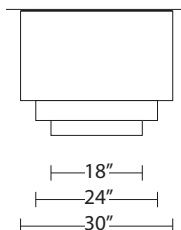
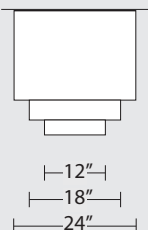
16-5736

16-5742

16-5748

*Note: By necessity, a vertical seam is visible.

H
4"
3"



DIAMETER

24"

30"

36"

42"

48"

HEIGHT

(Refers to Top Tier only; middle tier is 4", bottom tier is 3" std.)

24" diameter:

- 8" • 10"
- 12" • 18"

30" and 36" diameter:

- 10" • 12"
- 18" • 24"

42" and 48" diameter:

- 10" • 12"
- 18" • 24"

SOURCE

LED Colour Temp
Std: 3000K
Available: 4000K,
6000K

LED CRI
Std: 80+
Available: 90+

CRI is affected by
shade colour
and lens type

INC = 2x40W

CFL = 2x13W
2x18W
2x26W
2x32W
2x42W

LED = 36W
72W

INC = 2x40W

CFL = 2 or 4:
26W
32W
42W

LED = 36W
72W

INC = 3 or 4:
40W

CFL = 2 or 4:
26W
32W
42W

LED = 72W
108W
144W

INC = 3 or 4:
40W

CFL = 2, 4 or 6:
26W
32W
42W

LED = 72W
108W
144W

INC = 3 or 4:
40W

CFL = 4 or 6:
26W
32W
42W

LED = 72W
108W
144W

NOTE: If a suspended ceiling is being used, contractor must provide means of secondary support. This support may be threaded rod or suspension cables.

BUILD YOUR PART-NUMBER

				SC			WHT			
MODEL CODE	SHADE MATERIAL	SHADE COL/PRINT	HEIGHT	MOUNTING	BOTTOM LENS	TRIM	FINISH	SOURCE	VOLTAGE	OPTIONAL
16-5724	LF	LF#	Size	SC	HTO	NT	WHT	Size	120V	DB
16-5730	LFPS	PS#	specific.		OA	T####		specific.	277V*	
16-5736	LPS	PW(G#/S#)	See above		DTC	(Top Tier		See above	*not in INC	
16-5742	FF	CUSTPRNT	option			Only)		option		
16-5748		FFOA	chart.					chart.		

Please note that not all of the above product configurations have been built. Products and lead times may vary.

Specifications subject to change without notice. Please visit our website for the most current specifications and to build part numbers.