

## DESCRIPTION

The Harmony Compass combines exceptional aesthetics with remarkable strength. Cast, extra-heavy aluminum walls of the front/back housings offer rugged durability and afford efficient heat dissipation. A premium, five-stage paint finish further protects the housings. Full-round lens is fashioned from high-quality, tempered borosilicate glass. External convex prisms and internal sandblasted surfaces create a lens that gives a smooth, even glow. A liquid injection-molded silicone gasket provides a water- and dust-tight seal between the fixture's housing and front-lens assembly. Compass is UL/cUL listed for wet locations in all mounting positions.

## SPECIFICATION FEATURES

### Application

This handsome fixture will blend seamlessly into virtually any unsupervised environment where broad, low-glare light distribution is aesthetically pleasing and security essential: shopping centers, roadside malls, corporate building exteriors or transportation stations.

### Surface Housing

Back housing is precision TruGen die-cast for superior strength and product uniformity. Marine-grade, low-copper-alloy aluminum resists corrosion. Extra-heavy thickness promotes durability and assures an efficient heat sink for internal components.

### Recessed Housing

Cast housing is nominal 0.125" thick, marine grade, low copper alloy aluminum. Comes with concealed cast aluminum plate to seal recessed housing to front lens face. Two back-box configurations are available depending on installation. The BB option is for stud wall and other combustible material applications and comes with adjustable brackets for 18" to 24" on center spacing. The CP option is for concrete pour and other noncombustible material applications and comes with an adjustable bracket to accommodate variable wall thickness. A quick-connect plug wiring system allows for easy installation. Back box may be shipped separately for early

installation (see RECESSED HOUSING MOUNTING AND ADVANCED ORDERING INFORMATION). Wall mount only.

### Gaskets

Long-life, injection-molded silicone gasket promotes water- and dust-tight seal between housing and front-lens assembly. 1/8-inch-thick, closed-cell EDPM gasket facilitates proper seal between luminaire and mounting surface. No additional caulking is required.

### Fasteners

Four T20 stainless-steel TORX® screws with center reject pin. Screw heads are recessed into casting to maximize tamperresistance. Sealed with a gasket, fasteners are captive.

### Finish

Finish is TGIC, textured, thermoset polyester-powdercoat that is applied in five-stage process at 2.0 mil thickness and baked on at 400° F. Finish is 500-hour, salt-spray test-rated and has an impact rating of 160"/pounds.

### Lens

Affording optimal shock-resistance, full-round, molded, tempered borosilicate glass is 0.225 inches thick and floats on gasket. Dissipates heat and is unaffected by UV light, pollution and cleaning solutions. Relamping hook holds lens assembly for easier maintenance.

Catalog #	Type
Project	
Comments	Date
Prepared by	

### Optics

Internal, sandblasted matte finish and external, half-inch, convex pillow prisms spread lamp image and provide an even glow. Fixture boasts white 95% TR internal diffuser. Arc tube is centered within the fixture to provide rotationally symmetrical distribution without hot spots.

### Lamp

By others.

### Socket

HID socket is a 4KV rated porcelain medium-base socket with a nickelplated brass screw shell. CFL socket incorporates 26-watt GX24q3; 32-watt; GX24q3; or 42-watt GX24q4 base with stainless-steel retention clip and a 2-pin reject that ensures proper lamping and lamp retention. Fluorescent socket is polycarbonate.

### Ballast

CFL ballasts are electronic universal voltage 120-277V, less than 10% harmonic distortion with minimum starting temperature of -18°C (0°F). HID ballasts are standard HPF core & coil with minimum starting temperatures of -40°C (-40°F) for HPS and -30°C (-20°F) for MH.

### Labels

UL/cUL listed for wet locations, wall and ceiling.



**RCS  
RCR**

12" Round  
Harmony  
Compass  
Compact Fluorescent  
Metal Halide  
Vandal Resistant

Borosilicate Glass

**AccuView™**  
UV-Guard  
INSIDE/OUTSIDE POLYCARBONATE  
LENS COATING

**VR**  
Vandal-Resistant  
Architectural Luminaires

**TruGen™**  
PRECISION DIE CASTING

**HARMONY™**  
Vandal Resistant

**ENERGY DATA**  
Input Watts:

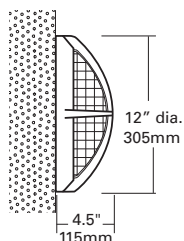
### Electronic

- (1) 26W Compact Triple 27.0 Watts
- (1) 32W Compact Triple 37.0 Watts
- (1) 42W Compact Triple 47.0 Watts

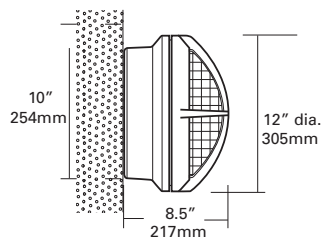
### High Power Factor

- (1) 50W HPS 60.0 Watts
- (1) 70W HPS 95.0 Watts
- (1) 100W HPS 130.0 Watts
- (1) 50W MH 69.0 Watts
- (1) 70W MH 94.0 Watts
- (1) 100W MH 125.0 Watts

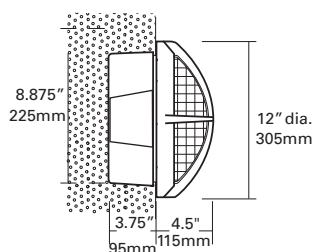
**RCS-12**  
26W-42W CT



**RCS-12**  
50W-100W HPS/MH  
26W - 42W CT with EM \*  
26W - 42W CT with SC option



**RCR-12**  
50W-70W HPS/MH



\* EM unit ships with surface housing, no taps (not called out in catalog #).  
To specify surface housing with side taps, SC option is to be specified.

TORX® is a registered trademark  
of Camcar Division of Textron Inc.

## ORDERING INFORMATION

SAMPLE NUMBER: RCR-12-32CT-DT-BK-L

<b>Product Family</b> <b>RCS-12</b> =Round Compass Surface, 12" Round <b>RCR-12</b> =Round Compass <sup>1</sup> Recessed, 12" Round	<b>Voltage</b> <b>Compact</b> <b>Fluorescent</b> <b>DT</b> =120/277V <b>347</b> =347V <b>HID</b> <b>120</b> =120V <b>208</b> =208V <b>240</b> =240V <b>277</b> =277V <b>347</b> =347V <b>DT</b> =Dual Tap 120V/277V <sup>3</sup> (wired 277) <b>MT</b> =Multi Tap 120/208/240/277V <sup>3</sup> (wired 277)	<b>Color</b> <b>BK</b> =Black <b>WH</b> =White <b>BZ</b> =Bronze	<b>Options</b> <b>P</b> =Polycarbonate Opal Lens <sup>4</sup> <b>EM</b> =Emergency Battery Pack <sup>5</sup> <b>F1</b> =Fuse <sup>6, 7</sup> <b>L</b> =With lamp <b>Q</b> =Quartz restrike (lamp supplied by others) <b>QS</b> =quartz socket only <b>QLL</b> =quartz lamp <b>SC</b> =(3) side conduit taps <sup>8</sup> w/plugs (top, left, right)	<b>RSM</b> =Rough surface mounting <b>Back Box Application</b> <b>Recessed Fixture only</b> <b>CP</b> =Concrete pour recessed housing (Non-combustible materials only) <b>BB</b> =Standard recessed housing (Combustible materials only)	<b>Accessories</b> (Order Separately) <b>VRSD</b> =T20 Center-pin tamperproof TORX®-head bit
<b>Lamp Wattage/Type</b> <b>Compact</b> <b>Fluorescent</b> <b>HID</b> <sup>2</sup> <b>HPS</b> <b>26CT</b> <b>50MH</b> <b>50HPS</b> <b>32CT</b> <b>70MH</b> <b>70HPS</b> <b>42CT</b> <b>100MH</b> <b>100HPS</b>					

## Notes:

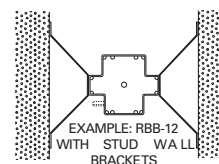
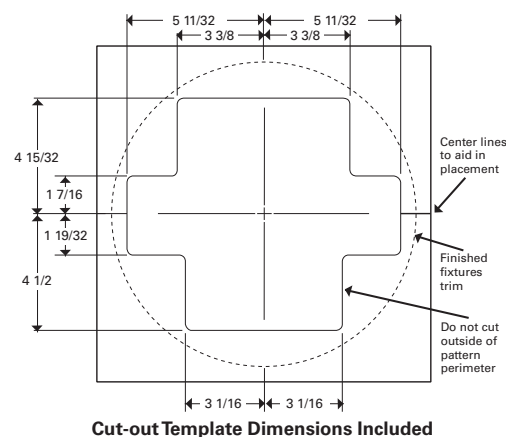
- <sup>1</sup> 70W maximum all recessed fixtures. Wall mount only. Back box may be shipped in advance - see Recessed Housing Mounting & Ordering Information.  
<sup>2</sup> Ceiling mount HID units - 70 W maximum and to be mounted on non-combustible material only.  
<sup>3</sup> Available wired voltages other than 277V, add desired voltage before MT or DT; (e.g. 120V/MT).  
<sup>4</sup> 75W maximum when ceiling mounted. 50W maximum recessed units.  
<sup>5</sup> Compact fluorescent fixtures only. Surface mount fixtures with EM option ship with SC surface housing standard (not called out in catalog number), no drilled side taps and plugs. Specify voltage.  
<sup>6</sup> For HID specify single voltage only.  
<sup>7</sup> Not available with RCR.  
<sup>8</sup> SC housing includes (3) side conduit taps, and must be called out as an option. Standard surface housing is required with HID and CFL with EM, does not have side conduit taps and is not called out in catalog number.

## RECESSED HOUSING, MOUNTING AND ADVANCED ORDERING INFORMATION

## RECESSED SAMPLE NUMBER

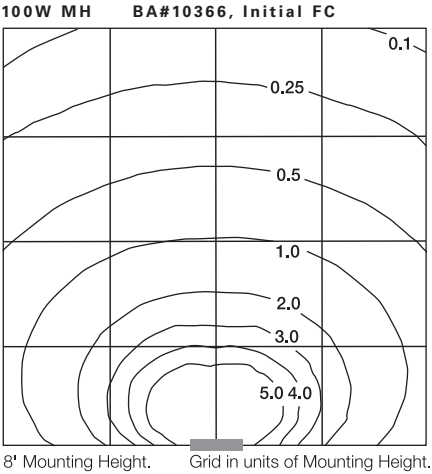
ORDERING INFORMATION EXAMPLE: Recessed Housing Mounting/Advanced Ordering Information

SHIP FIXTURE COMPLETE (1 LINE ITEM)	<b>1. RCR-12-50MH-DT-BK-BB</b> ↑ * Specify BB for combustible material application * Specify CP for brick or concrete pour
SHIP BACK BOX IN ADVANCE OF FIXTURE (2 LINE ITEMS)	<b>1. RCR-12-LH-50MH-DT-BK-BB</b> ↑ Less Recessed Housing <b>2. RBB-12</b> ↓ <div style="border: 1px solid black; padding: 5px; margin-top: 10px;">             The following recessed housings may be ordered in advance :   <b>RBB-12-F</b>=For Combustible (Studwall) Applications              - Fluorescent Fixtures Only  <b>RBB-12</b>=For Combustible (Studwall) Applications              - HID Fixtures Only  <b>RCP-12</b>=For Non-Combustible (Brick, Concrete-Pour) Applications              - HID and Fluorescent Fixtures Only           </div>



PHOTOMETRICS

Candlepower Distribution



**Footcandle Multipliers**  
For other than 8' mounting heights  
use appropriate multiplier value:

6'	8'	10'	12'	14'
x1.7	x1.0	x0.64	x0.44	x0.32

MOUNTING OPTIONS - DIMENSIONS

J-Box Mounting

Rotationally adjustable mounting bracket is screwed to J-Box. Fixture attaches to plate with (2) 1/4" - 20 studs and nuts.

Surface Mounting

6 knock outs are provided in casting for mounting directly to surface. Mounting hardware supplied by others.

SURFACE HOUSING MOUNTING

