


FINELITE

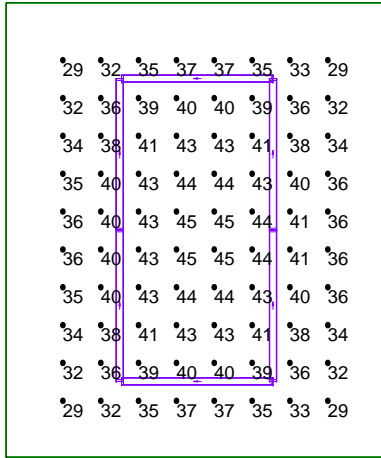
30500 Whipple Road
Union City, CA 94587

P: (510)441-1100
F: (510)441-1510
www.finelite.com

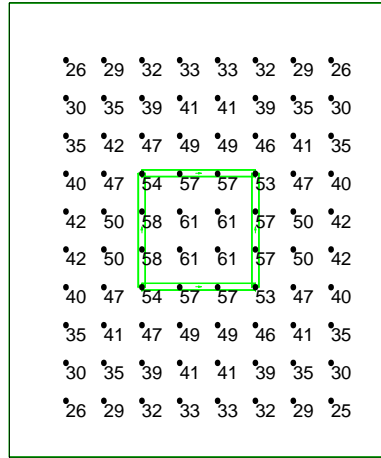
HO-SO WM (1) 8'




SO RECESSED 4X8



SO-SO PENDANT 3X3



HO-SO PENDANT 8'



Finelite Luminaire Schedule

Symbol	Label	Description	Arrangement	Lum. Lumens	Arr. Lum. Lumens	Lum. Watts	LLF	Arr. Watts
	HO SO WM	FINELITE HP-2 WM-ID-X-HO-SO-3500K	SINGLE	4007	4007	54.1	1.000	54.1
	4x8 Config	FINELITE HP-2 R-X-SO-3500K-4x8	GROUP	N.A.	6888	N.A.	1.000	111
	3x3 Config	FINELITE HP-2 ID-X-SO-SO-3500K-3x3	GROUP	N.A.	10984	N.A.	0.750	105.92
	HO SO	FINELITE HP-2 ID-X-HO-SO-3500K	SINGLE	4007	4007	54.1	1.000	54.1

Calculation Summary

Label	CalcType	Units	Avg	Max	Min	Avg/Min	Max/Min
HO SO WM	Illuminance	Fc	25.53	51	11	2.32	4.64
SO RECESSED RECTANGLE	Illuminance	Fc	38.20	45	29	1.32	1.55
SO SO PENDANT RECTANGLE	Illuminance	Fc	42.23	61	25	1.69	2.44
SO SO PENDANT	Illuminance	Fc	37.69	51	25	1.51	2.04

LPD Area Summary

Label	Area	Total Watts	LPD
HO SO WM	120	108.2	0.902
SO RECESSED RECTANGLE	120	111	0.925
SO SO PENDANT RECTANGLE	120	105.92	0.883
SO SO PENDANT	120	108.2	0.902

Notes:

- Ceiling height: 9'-0"
- Room dimensions: 10' x 12'
- Pendant luminaire mounting height: 7'9" AFF
- Wall mounted luminaire mounting height: 6'-6" AFF
- Standard room reflectances: 80/50/20
- Light levels are intitial (no LLF)
- Workplane grid 2'-6" AFF

PROJECT TITLE

HP-2
Private Office

Drawn by:
Vickie Lauck

Software:
AGI32-14.6

Date: 12/2/2014

Job Number:

D1801