





FINELITE

30500 Whipple Road
Union City, CA 94587

P: (510)441-1100
F: (510)441-1510
www.finelite.com

Luminaire Schedule

Symbol	Label	Description	Arrangement	Lum. Lumens	Arr. Lum. Lumens	Lum. Watts	Arr. Watts	LLF
	2x2 Config	FINELITE HP-2 ID-SO-SO-3500K-2x2	GROUP	N.A.	5492	N.A.	70.6	1.000
	SO SO	FINELITE HP-2 ID-X-SO-SO-3500K	SINGLE	2746	2746	35.3	35.3	1.000
	SO-SM	FINELITE HP-2 SM-X-SO-3500K	SINGLE	1148	1148	18.5	18.5	1.000
	SO SO WM	FINELITE HP-2 WM-ID-X-SO-SO-3500K	SINGLE	2746	2746	35.3	35.3	1.000

Calculation Summary

Label	Units	Avg	Avg/Min	Max	Min	Max/Min
2x2 Config SO-SO_Floor	Fc	20.21	1.84	27	11	2.45
Pendant SO-SO_Floor	Fc	19.46	1.50	23	13	1.77
Surface Mount SO_Floor	Fc	18.00	1.80	23	10	2.30
Wall Mount SO-SO_Floor	Fc	12.29	1.37	15	9	1.67

LPD Area Summary

Label	Area	Total Watts	LPD
2x2 Config SO-SO	192	141.2	0.735
Pendant SO-SO	192	141.2	0.735
Surface Mount SO	192	129.5	0.674
Wall Mount SO-SO	192	105.9	0.552

NOTES:

- Ceiling height: 9'-6"
- Room dimensions: 6' x 32'
- Pendant luminaires mounting height: 8' AFF
- Wall mounted luminaires mounting height: 7'-0" AFF
- Standard room reflectances: 80/50/20
- Light levels are initial (no LLF)
- Grid is at floor plane

PROJECT TITLE

HP-2
CORRIDOR

Drawn by:
Vickie Lauck

Software:
AGI32 2.36

Date: 12/2/2014

Job Number:

D1801

FINELITE

30500 Whipple Road
Union City, CA 94587

P: (510)441-1100
F: (510)441-1510
www.finelite.com

PROJECT TITLE
HP - 2
CORRIDOR

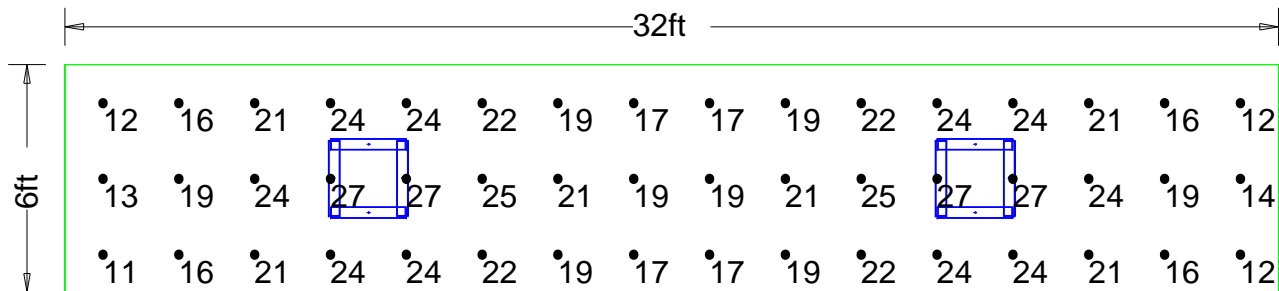
Drawn by:
Vickie Lauck

Software:
AGI32 2.36


Date: 12/2/2014

Job Number:

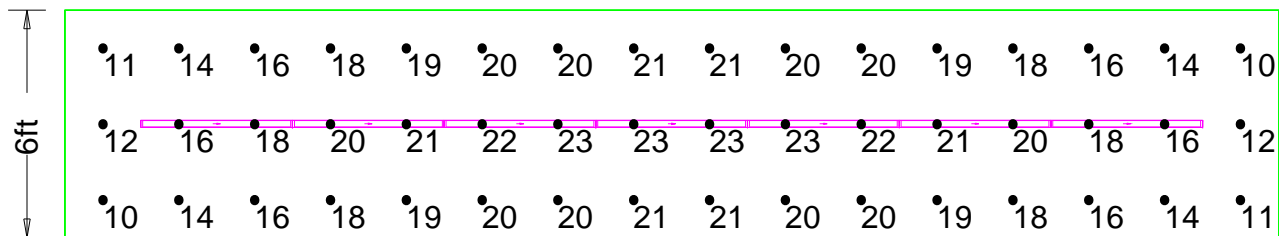
D1801




SO-SO PENDANT (2) 2X2



SO-SO PENDANT (2) 8'



SO SURFACE MOUNT 28' ROW



SO-SO WM (3) 4'