

DESCRIPTION

The ACN/ARC/CLB Generation Series is a marriage of traditional shapes and contemporary styling. Its superior photometrics offer excellent illumination and uniformity for many of today's applications. Its styling blends well in many settings – historic districts, downtown streetscapes, roadways, residential neighborhoods, as well as city parks and educational institutions. The Generation Series sets a new standard for decorative post top luminaires.

Catalog #		Type
Project		
Comments		Date
Prepared by		

SPECIFICATION FEATURES

Construction

HOUSING: Heavy-duty cast aluminum housing and removable door. A single quarter turn fastener on the removable door provides tool-less access to wiring compartment. **CAGE ASSEMBLIES:** Cage assembly uprights and medallions are manufactured of heavy-duty cast aluminum and mounted to the exterior of the base housing via four stainless steel fasteners. Cage rings constructed of extruded aluminum and finished to match housing. **TOPS AND FINIALS:** Choose from multiple spun aluminum or acrylic tops and cast aluminum finials for customized fixture style. All solid tops are made of heavy-duty spun aluminum. **TWISTLOCK GLOBE:** The optional twistlock assembly offers ease of maintenance through instant access to both the lamp and ballast cover by twisting the top refractor assembly and lifting it from the mating lock plate.

Electrical

HID ballast assembly mounted to a tool-less removable tray with quick disconnects for ease of installation and maintenance. Wide tool-less access door provides ample hand and tool room for terminal block and plug-in starter access. Available with HID sources up to 400W metal halide or 250W high pressure sodium.

Optical

REFRACTIVE GLOBE: High efficiency refractive optical systems constructed of lighting grade acrylic, or optional polycarbonate. Precisely designed utilizing a combination of refractive and reflective prisms to create Type III or Type V distributions while maintaining a consistent exterior form. HID lighting grade acrylic ensures long lasting optical clarity and resistance to the gradual discoloration that results from exposure to sunlight or UV radiating sources.

Mounting

Base casting slipfits over a standard 3" O.D. tenon and secured via four stainless steel allen head fasteners. 3G vibration tested.

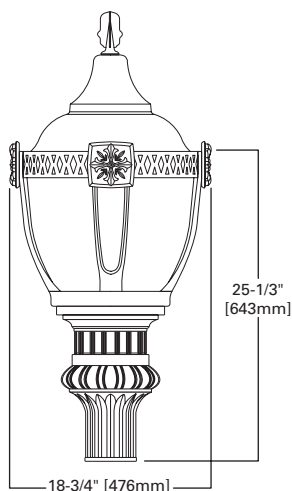
Finish

Cast and spun components finished in a five-stage premium TGIC polyester powder coat paint, 2.5 mil nominal thickness for superior protection against fade and wear. Consult your Streetworks representative for a complete selection of standard colors including black, bronze, grey, white, dark platinum, graphite metallic and hartford green. RAL and custom color matches available.

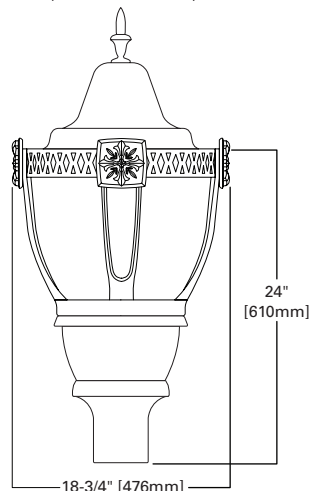


DIMENSIONS

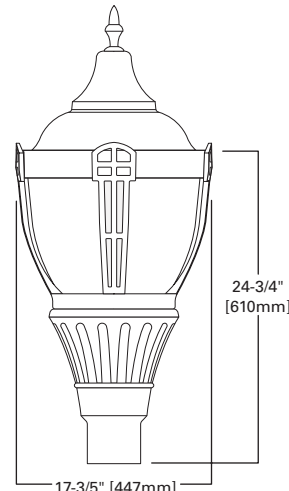
ACN (Acorn Base)



ARC (Architectural Base)



CLB (Classical Base)



ACN/ARC/CLB GENERATION SERIES

50 - 400W

Pulse Start Metal Halide
High Pressure Sodium
Metal Halide

DECORATIVE POST TOP
LUMINAIRE

EPA

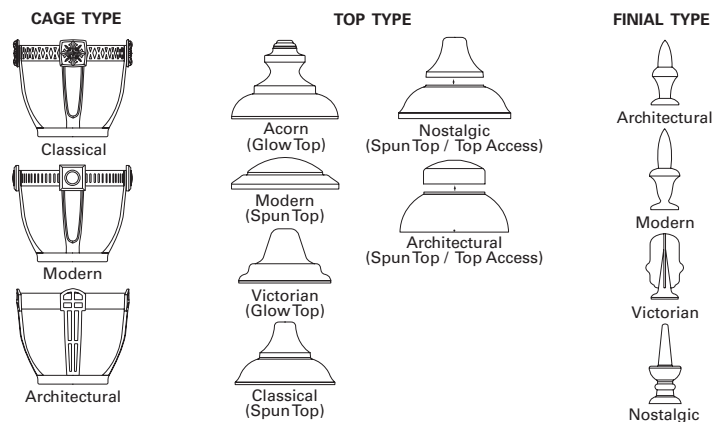
Effective Projected Area:
2.1 Square Feet

SHIPPING DATA

Approximate Net Weight:
50 lbs. (23 kgs.)



CONFIGURATIONS



ORDERING INFORMATION

Sample Number: ACN17MWW33222BK

Product Family ¹	Lamp Wattage	Lamp Type	Ballast Type	Voltage	Refractor Type	Cage Type ⁷	Top Type	Finial Type
ACN =Acorn Base ARC =Architectural Base CLB =Classical Base	Pulse Start Metal Halide ² 70=70W 10=100W 15=150W 25=250W 32=320W High Pressure Sodium 50=50W 70=70W 10=100W 15=150W 25=250W Probe Start Metal Halide ³ 17=175W 25=250W 40=400W ⁴	P =Pulse Start Metal Halide S =High Pressure Sodium M =Probe Start Metal Halide	H =Reac./HPF K =10kV CWA ⁵ N =Hi.Reac./NPF P =Hi.Reac./HPF R =Hi.Reac./NPF ⁶ W =CWA	2=120V 0=208V 4=240V 7=277V 8=480V 9=347V W =Multi-Tap wired 120V N =Multi-Tap wired 277V	33 =Type III 55 =Type V	Classical 1=Classical A =Classical Sun Gold B =Classical Antique Gold C =Classical Colonial Bronze Modern 2=Modern D =Modern Sun Gold E =Modern Antique Gold F =Modern Colonial Bronze Architectural 3=Architectural G =Architectural Sun Gold H =Architectural Antique Gold J =Architectural Colonial Bronze X =None	1=Acorn 2=Modern 3=Victorian 4=Classical 6=Nostalgic (Top Access) 7=Architectural (Top Access)	1=Victorian 2=Modern 3=Architectural 4=Nostalgic X=None
Color	Options (Add as Suffix)				Accessories (Order Separately)			
AP =Grey BZ =Bronze BK =Black DP =Dark Platinum GN =Hartford Green GM =Graphite Metallic WH =White	CEC =California Title 20 Compliant Ballast (Applies to 175-320W Pulse Start Metal Halide Only) 1=Single Fuse (120, 277 or 347V. Specify Voltage) 2=Double Fuse (208, 240 or 480V. Specify Voltage) 4=NEMA Photocontrol Receptacle A =Twistlock Globe R =Downlight Reflector L =Lamp Included B =Decorative Brass Banding ⁸ C =Copper Accents U =UL/CSA Listed				AA2000 =House Side Shield - Mogul-base Socket AA2001 =House Side Shield - Medium-base Socket			

NOTES:

- Customer is responsible for engineering analysis to confirm pole and fixture compatibility for all applications. Refer to our white paper WP513001EN for additional support information.
- Medium-base socket standard for up to 150W Metal Halide.
- Probe Start Metal Halide available for non-US markets only (175-400W).
- 400W Metal Halide requires reduced jacket ED-28 lamp. Not Available in 480V.
- Available 50-150W. 120/240V or single voltage only.
- Available in 120V only.
- Cage type painted to match housing.
- Available Acorn and Victorian tops only. Finial finished in gold.