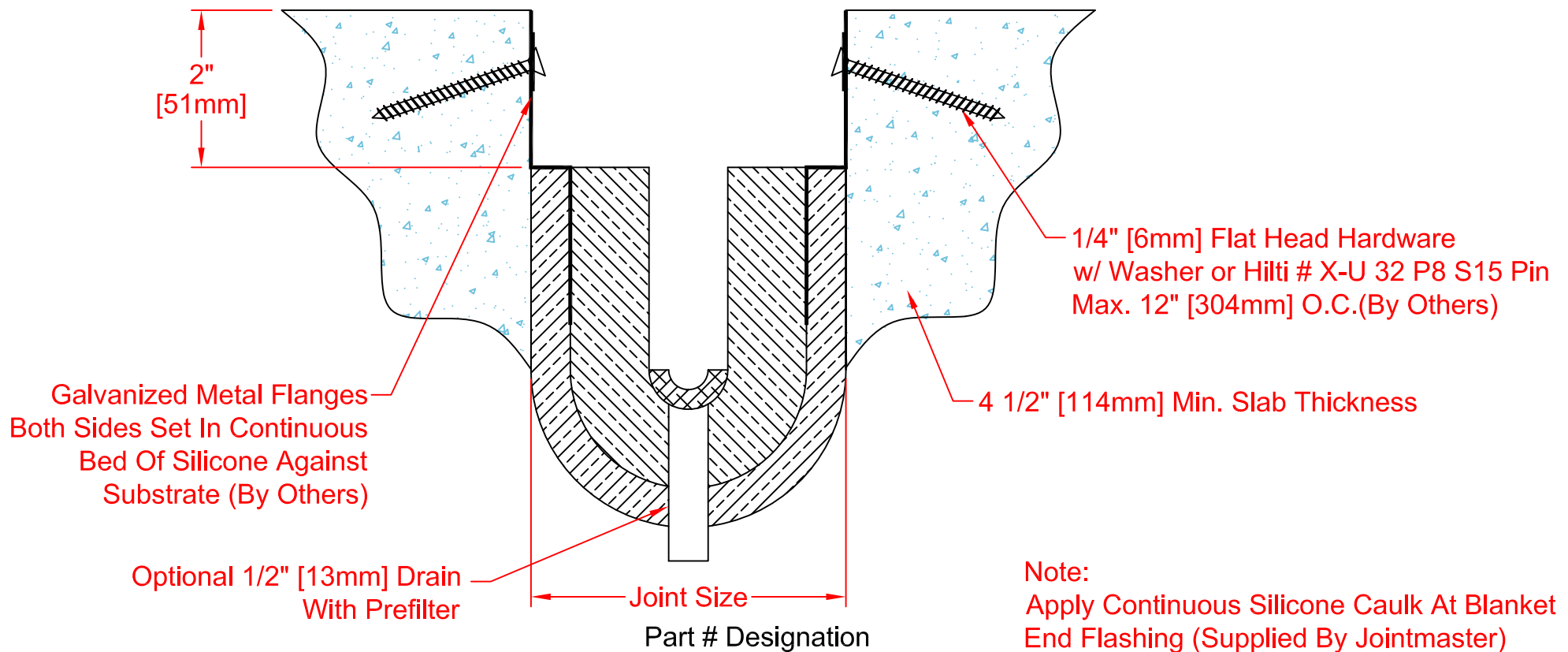


Note:
Apply Continuous Silicone Caulk At Blanket End Flashing (Supplied By Jointmaster)

Part # Designation

	F520-	HR Rating <u>1,2,3</u> or <u>4</u>	Flange <u>Top</u> <u>Inside</u> <u>Bottom</u>	Type <u>Waterguard</u> <u>WDrain Option</u> -	Standard Joint Sizes <u>2,4,6,8,10,12,14,16</u> or <u>18</u>	Project Condition <u>FL</u> = Floor/Floor <u>FW</u> = Floor/Wall
Example	F520-	2	I	W-	4	FL



	F520- HR Rating <u>1,2,3 or 4</u>	Flange <u>Top</u> <u>Inside</u> <u>Bottom</u>	Type <u>Waterguard</u> <u>WDrain Option</u> -	Standard Joint Sizes <u>2,4,6,8,10,12,14,16 or 18</u>	Project Condition <u>FL</u> = Floor/Floor <u>FW</u> = Floor/Wall
Example	F520- 2	I	W-	4	FL

4 1/2" [114mm] Min. Slab Thickness

Joint Size

Galvanized Metal Flanges
Both Sides Set In Continuous
Bed Of Silicone Against
Substrate (By Others)

1/4" [6mm] Flat Head Hardware
w/ Washer or Hilti # X-U 32 P8 S15 Pin
Max. 12" [304mm] O.C.(By Others)

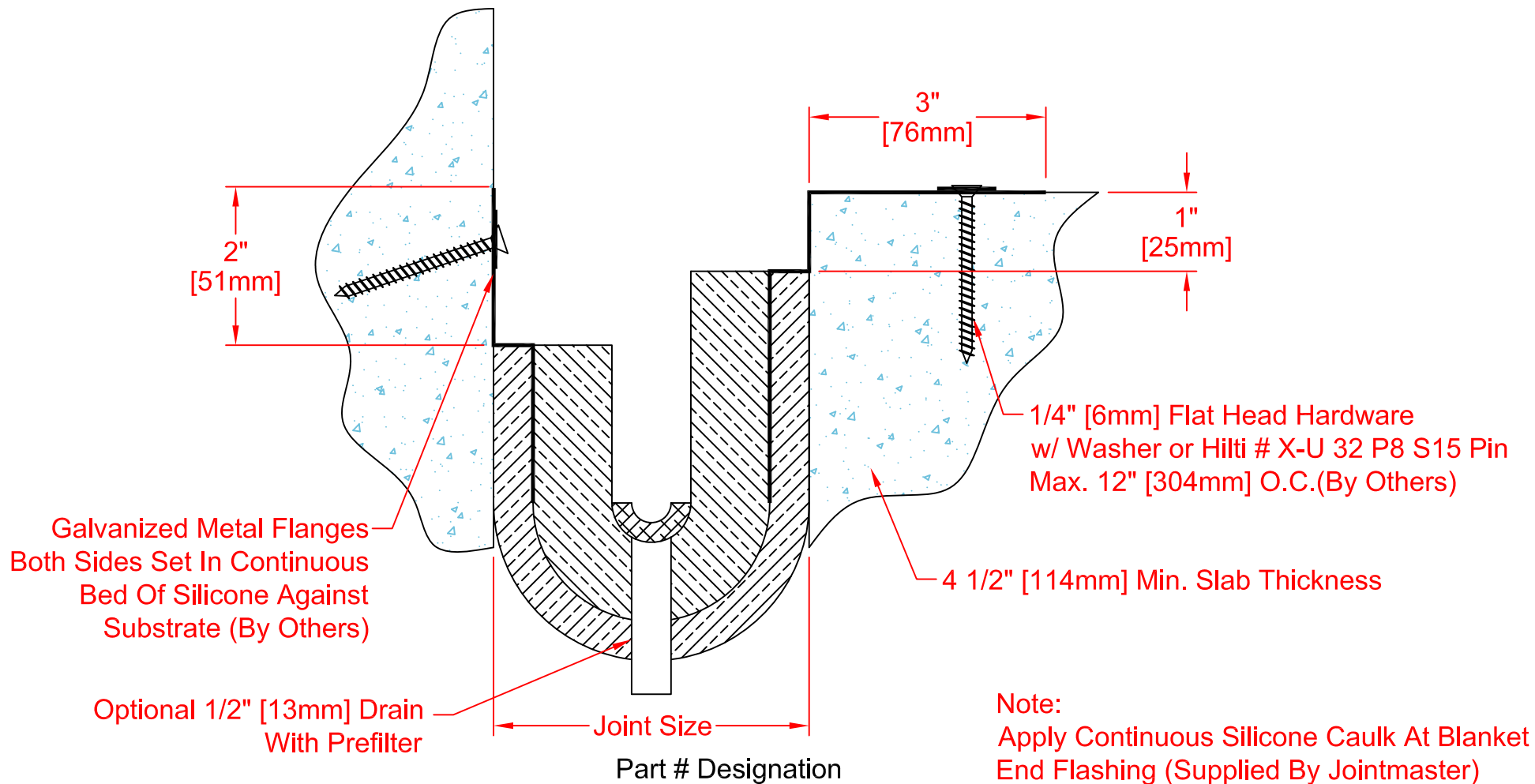
2 1/2"
[64mm]

Optional 1/2" [13mm] Drain
With Prefilter

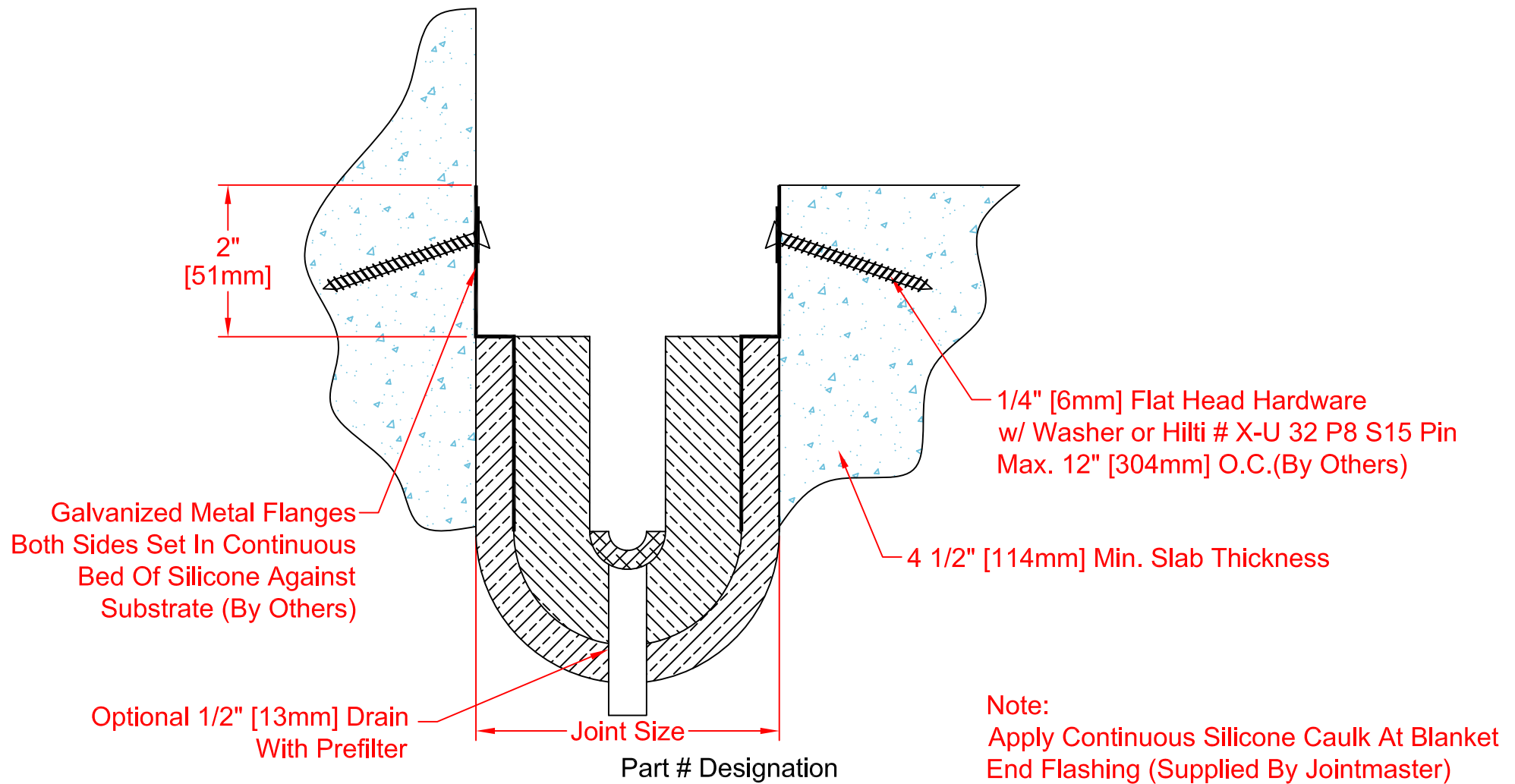
Note:
Apply Continuous Silicone Caulk At Blanket
End Flashing (Supplied By Jointmaster)

Part # Designation

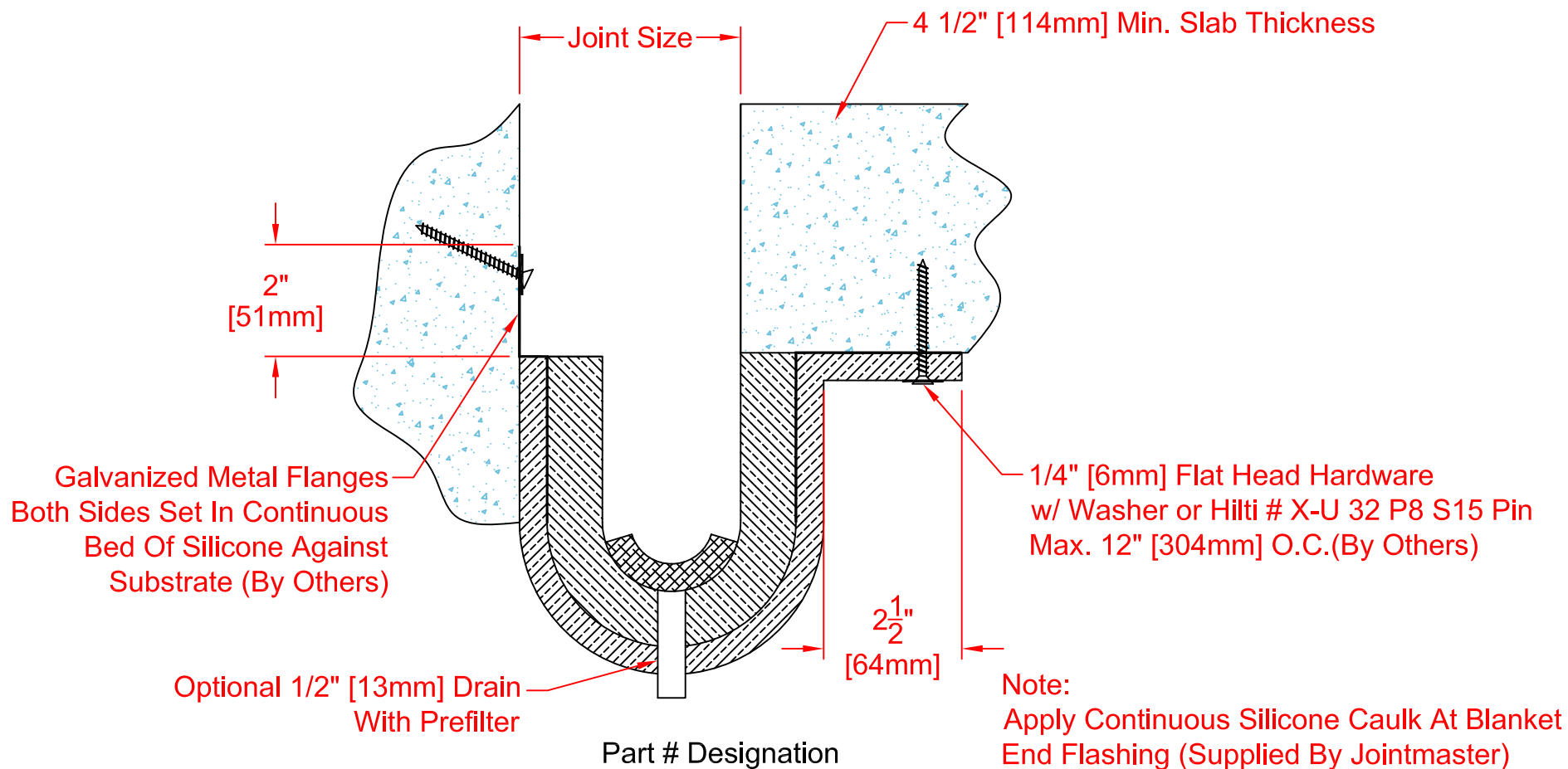
	F520-	HR Rating 1,2,3 or 4	Flange Top Inside Bottom	Type Waterguard WDrain Option -	Standard Joint Sizes 2,4,6,8,10,12,14,16 or 18	Project Condition FL= Floor/Floor FW= Floor/Wall
Example	F520-	2	B	W-	4	FL



	F520-	HR Rating <u>1,2,3</u> or <u>4</u>	Flange <u>Top</u> <u>Inside</u> <u>Bottom</u>	Type <u>Waterguard</u> <u>W</u> Drain Option -	Standard Joint Sizes <u>2,4,6,8,10,12,14,16</u> or <u>18</u>	Project Condition <u>FL</u> = Floor/Floor <u>FW</u> = Floor/Wall
Example	F520-	2	I	W-	4	FW



	F520-	HR Rating <u>1,2,3</u> or <u>4</u>	Flange <u>Top</u> <u>Inside</u> <u>Bottom</u>	Type <u>Waterguard</u> <u>W</u> Drain Option -	Standard Joint Sizes <u>2,4,6,8,10,12,14,16</u> or <u>18</u>	Project Condition <u>FL</u> = Floor/Floor <u>FW</u> = Floor/Wall
Example	F520-	2	I	W-	4	FW



	F520-	HR Rating <u>1,2,3</u> or <u>4</u>	Flange <u>Top</u> <u>Inside</u> <u>Bottom</u>	Type <u>Waterguard</u> <u>WD</u> rain Option -	Standard Joint Sizes <u>2,4,6,8,10,12,14,16</u> or <u>18</u>	Project Condition <u>FL</u> = Floor/Floor <u>FW</u> = Floor/Wall
Example	F520-	2	B	W-	4	FW