

DESCRIPTION

The ASYX 2.0 second generation of asymmetric lighting is designed for general ambient illumination and accenting architectural features. The luminaire allows for both forward and wide distributions as well four different color temperatures to accommodate any space. The ASYX 2.0 utilizes the patented and highly efficient AccuLED Optics™ system for industry leading performance. IP66 rated and optional natatorium finish.

Catalog #	Type
Project	
Comments	
Prepared by	

SPECIFICATION FEATURES

Construction

Heavy-wall die cast aluminum end caps with extruded aluminum housing. Housing fins allow for air flow and thermal management. Fixture is rated to 40°C. Weight: 12 lbs

Electrical

Standard drivers feature electronic universal voltage (120-277V/ 50-60 Hz), greater than 0.9 power factor, less than 20% harmonic distortion, and ambient temperature range of 40°C (104°F) to minimum starting temp of -30°C (-22°F). 0-10V dimming standard with DALI option available. Max amp draw @120V is 1.5 Amps.

LED Optics

ASYX 2.0 luminaire utilizes patented, high efficiency AccuLED Optics with specific optical distributions. Each lens is injection molded for precision, arranged and sealed onto a board substrate. LEDs are industry leading high output with standard product at 93% lumen maintenance at 60,000 hours. Offered in 80+ CRI for 2700K, 3000K, and 3500K

CCT, and 70+ CRI for 4000K CCT. The ASYX 2.0 also offers +/- 90°, or 180° rotated optics.

Mounting

Die cast adjustable knuckle, bolts to housing. Fixture mounts to recessed junction box (by others) using wall plate, or surface mount box with conduit entry option. See installation instructions for mounting conditions to ensure adequate support. Fixture has continuous adjustability, 20° up to 20° down with locking mechanism, as well as upward facing or downward facing.

Finish

Fixture housing is coated using electrostatically charged polyester powder coat paint for superior protection against fade and wear. Mounting plate and all accessories to match specified color of luminaire housing. Standard colors include white, silver, black, bronze, and custom RAL color match available.

Compliance

Components are UL recognized and luminaires are cULus listed for 40°C ambient environments, wet location listed, and RoHS compliant. IP66 Rated.

Environment

Suited for indoor, outdoor (wet location listed, IP66 rated)

Natatorium

Construction consists of specialized protective coating on all metal components, stainless steel hardware, and sealed LEDs. 80% lumen maintenance at 60,000 hours. Salt Fog testing per ASTM B117-73.

Control

Standard offering is 0-10V dimming and energy saving integral sensor device available. 0-10V dimming current draw is 0.2 mA per driver. Digital Addressable Lighting Interface (DALI) driver option can be used with Fifth Light Technology.

Life and Warranty

Standard five-year limited warranty on all parts.



ASYX-WM SL

LED

Wall Mount

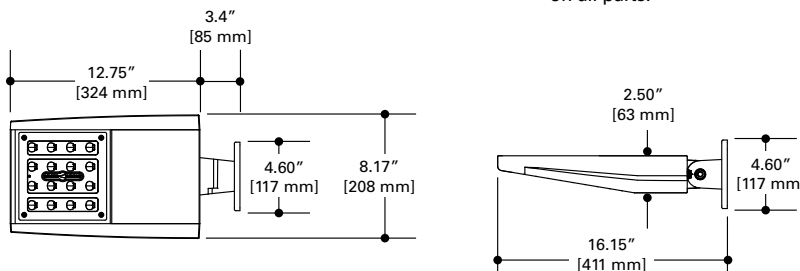
Asymmetric Direct
Asymmetric Indirect

CERTIFICATION DATA

UL/cUL Wet Location Listed
LM79 / LM80 Compliant
IP66 Rated

ENERGY DATA

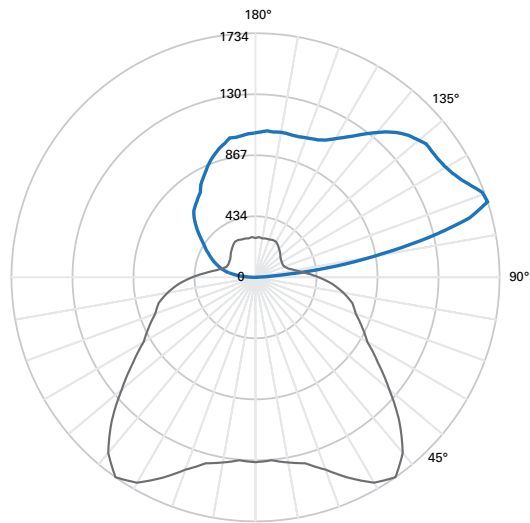
>0.9 Power Factor
<20% Total Harmonic Distortion
120V - 277V 50/60 Hz
-30°C Min Temperature
40°C Max Temperature



ORDERING INFORMATION

Sample Number: ASYX-WM-SL-ID-U-F-L35-1-UNV-W-R-STD-SV-R90

Series ⁽²⁾		Mounting	Size	Light Level	Environment	Orientation	Distribution	Color Temperature				# of Circuits
ASYX = Asymmetric LED Luminaire		WM = Wall Mount	S = Small	L = 1 Light Square (see Color Temp for CCT, lumen output, and wattage)	ID = Indoor OD = Outdoor NT = Natatorium	U = Uplight D = Downlight	F = Forward Throw	L27 = 2355 lumens 27.5 watts forward throw L30 = 2478 lumens 27.5 watts forward throw L35 = 2600 lumens 27.5 watts forward throw L40 = 2934 lumens 27.5 watts forward throw				1
							W = Wide Throw	L27 = 2384 lumens 27.5 watts wide throw L30 = 2508 lumens 27.5 watts wide throw L35 = 2631 lumens 27.5 watts wide throw L40 = 2970 lumens 27.5 watts wide throw				
Input Voltage	Finish	Surface Type		Driver Options	Integral Control ⁽¹⁾ (Optional)		Optical Orientation (Optional)		Options (Optional)		Accessories (Optional)	
UNV	W = White S = Silver B = Black Z = Bronze C = Custom Color	R = Mounting Plate C = Surface Canopy		STD = Standard 0-10V 5LT = Fifth Light DALI	SV = Integral Occupancy Sensor/ Daylight Sensor		R90 = Optics Rotated 90° right from standard L90 = Optics Rotated 90° left from standard 180 = Optics Rotated 180° from standard		RM = Rigid Fixed Knuckle		HHPRG-MS-AMX = Remote control for integral sensor (order separately and per group of fixtures. Order only with SV option)	

Vertical Distribution
through peak candelaHorizontal Distribution
through peak candela

FILE NAME: ASYX-S-L-F-X-X-L40-1-STD-UNV

LAMP: 4000K

LUMENS: 2834

INPUT WATTS: 27.7 W

EFFICACY: 105.9 LPW

TEST REPORT: P166561

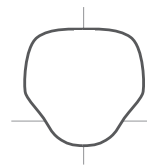
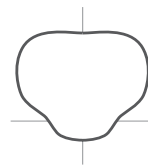
ZONAL LUMEN SUMMARY

Zone	Lumens	% Fixture
90°-100°	952.2	3.2
100°-110°	4004.9	13.44
110°-120°	5452.6	18.3
120°-130°	5352.7	17.96
130°-140°	4843.8	16.25
140°-150°	3901.8	13.09
150°-160°	2877.4	9.66
160°-170°	1801.3	6.04
170°-180°	613.3	2.06
0°-180°	29800	100

LUMEN MAINTENANCE

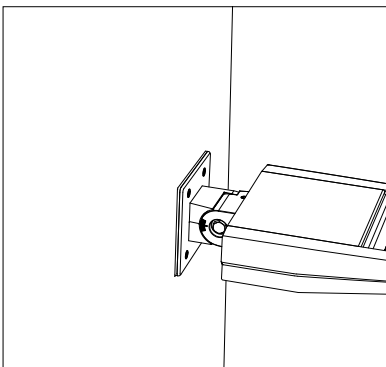
Ambient Temperature	TM-21 Lumen Maintenance (60,000 Hours)	Theoretical L90 (Hours)
25°C	> 96%	130,000
35°C	> 93%	91,000
40°C	> 95%	117,000

DISTRIBUTION

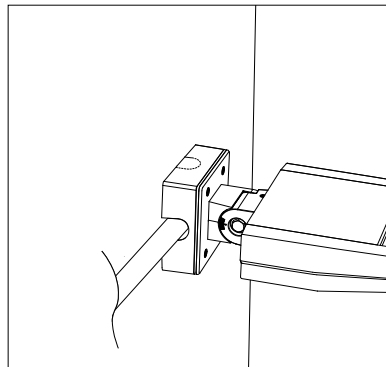
F - Forward Throw
DistributionW - Wide Throw
Distribution

MOUNTING

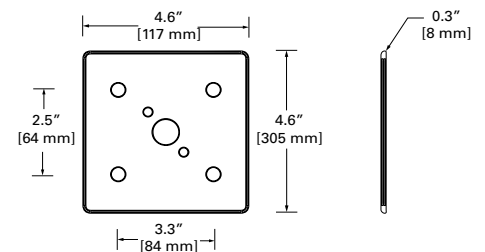
R - Recessed junction box option:
8.4" x 5" wall plate mounts to
standard junction box.



C - Conduit Entry option:
Surface metal box fits over
standard junction box with
conduit entry option on all sides.



Mounting Plate

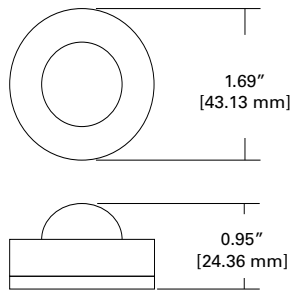
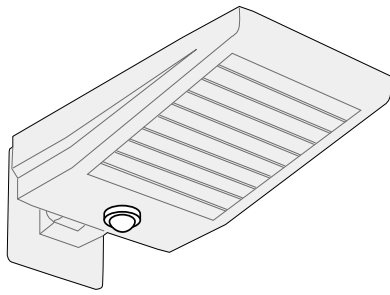


REFERENCE

ASYX 2.0 SUMMARY TABLE

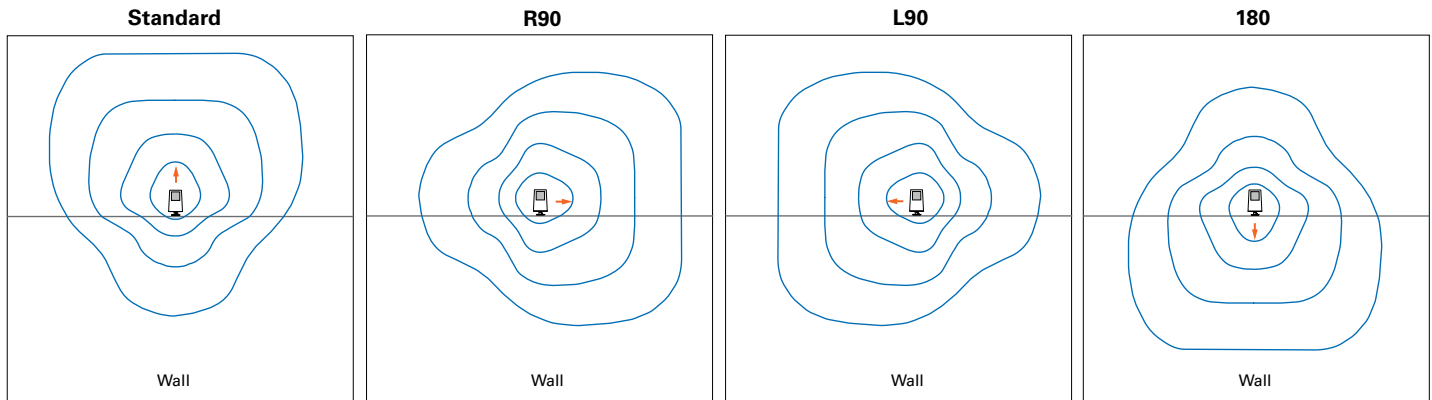
PRODUCT NAME:	SL	S1	S2	S3	S4	L3	L4	L5	L6
NUMBER OF LIGHT SQUARES:	1	1	2	3	4	3	4	5	6
LUMENS:	2970	4797	9812	14745	19761	15304	19929	25565	30162
WATTAGE:	27.5	55	107	158	214	158	214	268	319
LPW:	108	87	92	93	92	97	93	95	95
HID EQUIVALENT:	39W	70W	150W	250W	320W	250W	320W	400W	2 x 250W

Note: Based on 4000K, Wide Throw Distribution



SV - The integral sensor is a fully integrated sensor with no additional wiring or special installation required. Passive infrared occupancy detection is the technology used and the light sensor uses a closed-loop daylight harvester with day, twilight and night settings. Energy Saver setting dims to a lower light level when unoccupied. An infrared receiver is used for programming with a remote control. Indicator light is used for occupancy status and programming confirmation. Integral sensor only controls one fixture unit.

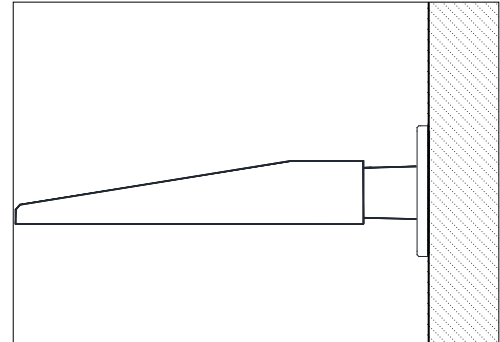
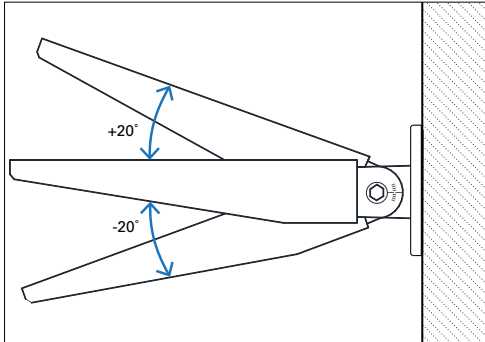
OPTIC ORIENTATION



AIMING

The ASYX 2.0 features $\pm 20^\circ$ adjustable aiming as standard

RM - Optional rigid knuckle mount for downward facing, fixed applications. Available in standard optic orientation only.



TECHNICAL NOTES

1. Integral Sensor cannot be selected in "D", downlight orientation. Integral sensor available in single circuit option only and is not available with DALI option. Integral sensor optimum coverage height: 8ft for SL/S1/S2 and 40ft for S3/S4/L3/L4/L5/L6. Integral sensor color is white for "White" finish selection and brown for "Silver, Bronze, or Black" finish selections.
2. DesignLights Consortium™ Qualified and classified for DLC Standard. Refer to www.designlights.org for details on exact qualified ASYX 2.0 product as not all configurations are DLC classified.