

## DESCRIPTION

When AC power fails, the Sure-Lites Emergency Battery Pack LED (EBP) automatically switches to emergency mode. The EBP maintains illumination of an LED fixture for a minimum of 90 minutes. The product line is UL924 classified for field retrofit installation and has guaranteed compatibility with Eaton LED fixtures with accessible LED drivers. The constant power feature ensures consistent light output of the fixture for 90 minutes. The EZ Key and laser test features simplify maintenance and installation. These products are not for use with sealed and gasketed fixtures.

Catalog #		Type
Project		
Comments		Date
Prepared by		

## SPECIFICATION FEATURES

### ELECTRONIC

- Universal voltage input 120 through 277 VAC, 50/60Hz
- Constant power output of 7 Watts or 14 Watts depending on model
- Automatically senses voltage required within these ranges: EBPLED7W from 8 V to 55 V EBPLED14W from 16 V to 55 V
- Low-voltage disconnect to protect battery life
- Test Button/Indicator Light/laser test/external battery disconnect

### CONSTRUCTION

- Steel housing
- EBPLED7W = 10.06 inches
- EBPLED14W = 14.56 inches
- Plenum rated test button cable
- Lead wires and 24" flexible metallic conduit provided

### BATTERY

- Sealed Nickel Cadmium
- Maintenance-free, Long-life
- Full Recharge Time, 24 hours (max.)

### WARRANTY

- Five-year warranty

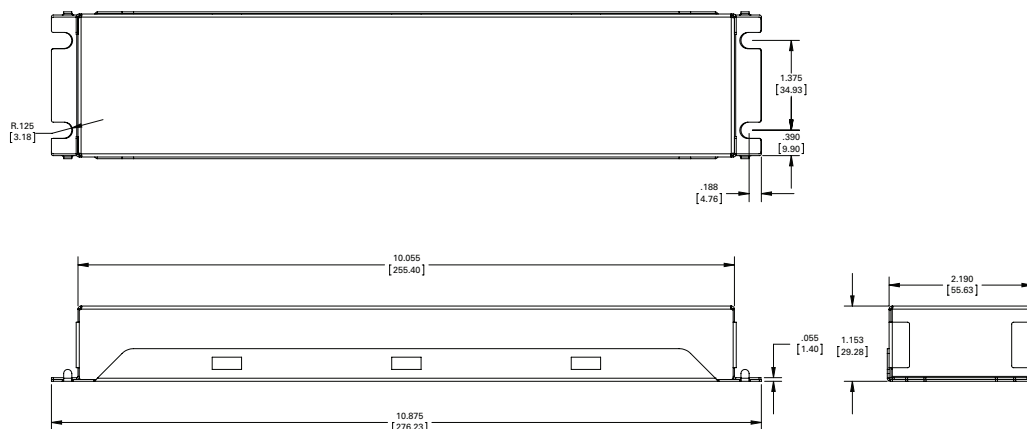
### CODE COMPLIANCE

- UL 924 Classified
- Life Safety NFPA 101
- NEC/OSHA
- Most State and Local Codes

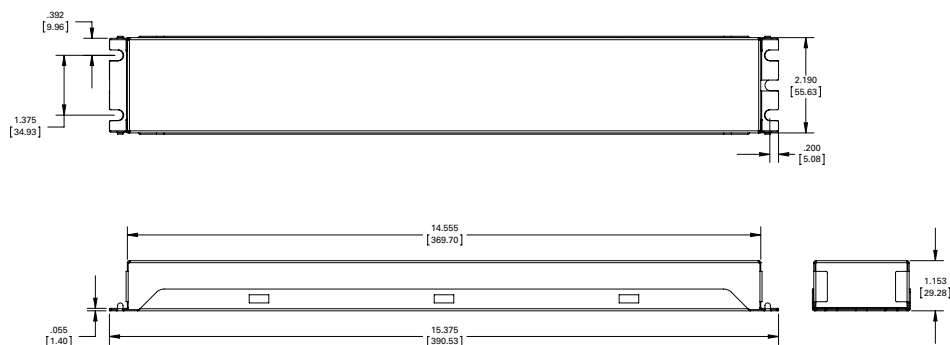
## HOW TO SPECIFY

Sure-Lites LED field installable emergency battery back with automatic voltage sensing, constant wattage output, external battery disconnect, laser test capability and nickel cadmium battery.

## DIMENSIONS - EBPLED7W



## DIMENSIONS - EBPLED14W



## ORDERING INFORMATION

SAMPLE NUMBER: EBPLED7W

Series	Output
EBPLED= LED Emergency Battery Pack	7W=7 Watt 14W=14 Watt



EBPLED7W



EBPLED14W

**EBPLED**  
**Emergency Battery**  
**Packs**  
**LED**

## TECHNICAL DATA

### Universal Voltage Charger

Unit is supplied with a constant current, switch mode charging circuit which automatically detects the voltage level of the AC input (120V through 277V) and adjusts accordingly. This simplifies and mistake proof's the wiring.

### Automatic Switching

The switching circuitry is designed to detect an absence of AC power and automatically switch into emergency operation. Upon restoration of AC power the lamps will automatically switch back to operating from the AC ballast.

### Automatic detection of LED load forward voltage

Unit detects the LED forward voltage required (from 8V to 55V for 7W unit, 16V to 55V for 14W unit) and adjusts output current to provide constant wattage to the fixture, ensuring compatibility with a wide range of LED fixtures.

### Constant Wattage Output

Unit provides constant power which ensures a consistent illumination while in emergency mode. Fixture lumen output is easily calculated by multiplying the unit wattage by the fixture efficacy (ie lumens/watt) from DLC data.

www.designlights.org

Example:

EBPLED	= 14W
DLC EFF	= 100 lumens/watt
EM Lumens	= 14W x 100 lumens/watt
	= 1400 lumens

### Test Button/Indicator Light

Simulates interruption of AC power and illuminates LED fixture. LED charge indicator light indicates battery charger operation.

### Laser Test

Enables remote testing by utilizing a laser pointer to simulate AC power loss and engagement of emergency operation. Can be mechanically activated by pushing the button or by optically activating with a laser tester.

### EZ Key External Battery Disconnect


Prevents the battery from cycling during the construction phase and ensures a full battery charge for C.O. inspection.

### Battery

High temperature nickel cadmium battery pack is standard.

### Warranty

All Sure-Lites EBP products are backed by a firm five-year warranty against defects in material and workmanship.



EZ Key



Test Button



Laser Tester

Part Number = LASER  
(sold separately)

## WIRING DIAGRAM

