

# Wilkhahn



Graph tables. 300 range.

Product-Info-300-Graph-02-SR-160622-1226



## Integrated design. Classy spans. Diverse formats.

The Graph tables reflect the principal design feature of the Graph chairs. The chair's apparently seamless foot section, armrests and seat are mirrored in the Graph tables. On the table frame the aluminium underframes echo the sloping die-cast aluminium legs and their curved and flat look. As a result light lines appear consistently on the table frame, lending the frame a seamless appearance. The large spans also create an impression of elegance where gravity seems almost suspended. This effect is enhanced by the asymmetrically curved table edges and the rounded corners of the table.

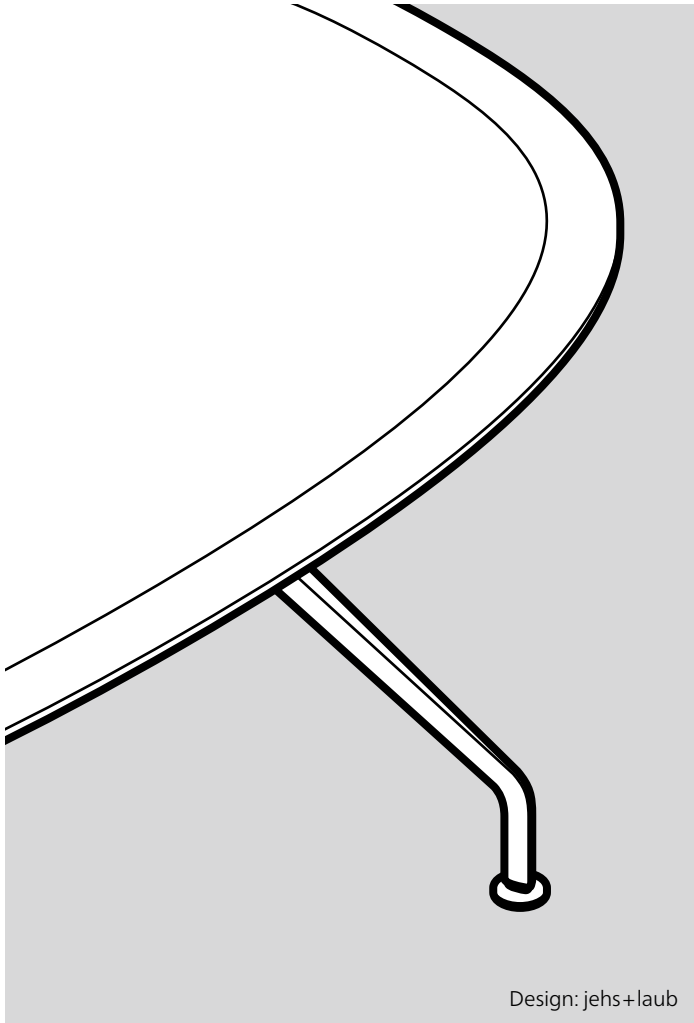
The formats include round tables, as well as compact and long oval shapes which are based on squares and triangles. Sizes range from 120 by 120 to 780 by 230 centimetres (47¼" by 47¼" to 212⅝" by 90¼") and provide generous space for four to 22 people. As a stylish table for meetings, or prestigious piece of conferencing furniture, Graph stands for high-quality interaction.





# Graph table. 300 range. Technical details.

Wilkhahn



Design: jehs+laub

## Function

A high-quality table system for traditional conference and executive workspaces.

## Frame

Table legs made of bright chrome-plated aluminium, matt polished chrome, or coated in black, or signal white. Table crossbeams/underframes made of aluminium-extruded profile, colour matched with the table legs (exception: model 300/50, reinforcement underframes on the inside always black). Table top bearers to connect the table top made of black-coated steel, except when the frame is coated white the table top bearer is coated white. Adjustable table glides (10 mm (3/8")) made of steel, glide cover made of die-cast zinc, surface the same as the frame, with glide insert made of polyamide for soft floorings and polyurethane for hard floorings or with felt insert.

## Table tops

Medium density fibreboard (MDF) or panel made of single-pane reinforced glass.

### Table top group 2 – veneer

Table top thickness 26 mm (1")

Variation 1:

Veneers made of beech, oak or ash according to Wilkhahn woodstain colour samples with colour-matched and symmetrically curved table edge, protected with colourless natural wood varnish.

Variation 2:

Veneers made of oak, walnut or elm, as well as Wilkhahn mocca veneer with colour-matched or symmetrically curved table edge, protected with colourless natural wood varnish.

### Table top group 6 – varnished

Table top thickness 25 mm (1")

Table top 25 mm (1") thick, white or black varnish-coated, with colour-matched and symmetrically curved table edge.

### Table top group 11 – glass

Table top 29 mm (1 1/8") thick, consisting of MDF core panel (19 mm (3/4")) with chamfered edge and single-pane reinforced glass (10 mm (3/8")) optionally coated opaque black or white on the bottom. MDF core panel the same colour as the glass panel.

## Accessories

### Cable channel

Cable channel made of aluminium extruded profile, retractable, coated black.

### Opening lengthways or crossways

Portal opening lengthways, bevelled on both of the long sides (can be used on both sides), gas-lift damped automatic opening mechanism, portal in the same colour and material as the surface of the table. Single table portal: 300 x 165 mm (11 3/4" x 6 1/2")

Portal opening sideways, bevelled on one long side (can be used from one side), gas-lift damped automatic opening mechanism, portal in the same colour and material as the surface of the table. Single table portal: 300 x 165 mm (11 3/4" x 6 1/2")

### Single portal basic

Aluminium installation frame with portal and brushed profile. Single table portal: 300 x 120 mm (11 3/4" x 4 3/4")

### Vertical cable management

Flexible black cable sheath. Length including table attachment and floor panel approx. 75 cm (29 1/2").

## Standards

The Graph tables comply with the DIN EN DIN EN 527 and ANSI / BIFMA X 5.5 standards.



www.tuv.com  
ID 1000000000

Subject to change.

You can find our text modules for tenders in our [media center](#)



# Graph table. 300 range. Product types.

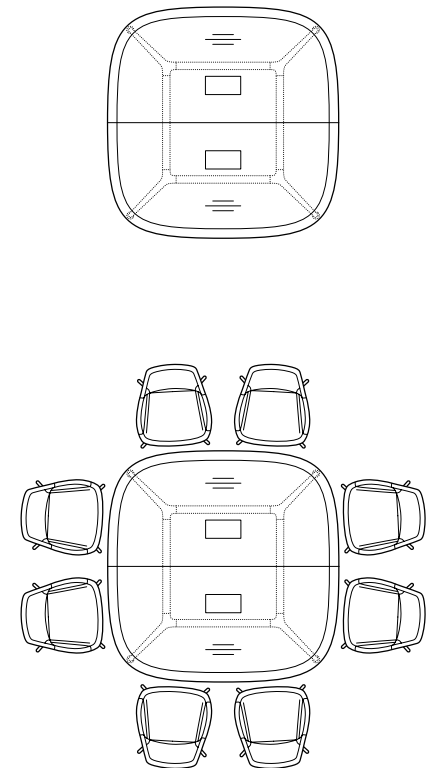
Wilkhahn



Oval tables



Round tables



Square tables


# Graph table. 300 range. Table top types.

Wilkhahn



Table tops with symmetrically curved edge, 26 mm thick Medium-density table tops with veneers from the Wilkhahn veneer sample card

Not shown: White or black opaque varnished table tops



Symmetrically curved edge (table top groups 2 and 6)



Table tops: MDF core panel and single-pane reinforced glass varnished opaque white on the bottom

Not shown: MDF core panel and single-pane reinforced glass varnished opaque black on the bottom



Edge profile table top group 11

# Graph table. 300 range. Frame types.


Wilkhahn



Bright chrome-plated die-cast aluminium table legs, not shown: aluminium table legs matt polished chrome



Table legs coated in black or signal white



Not shown:  
aluminium table legs coated black,  
aluminium table legs coated white

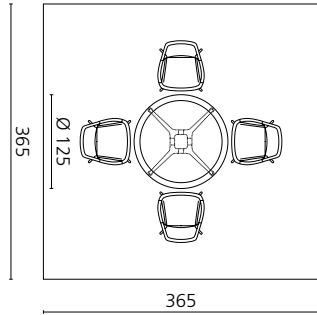


Frame with adjustable base glides

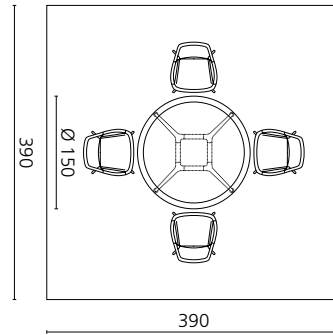


# Graph table. 300 range. Models and dimensions.

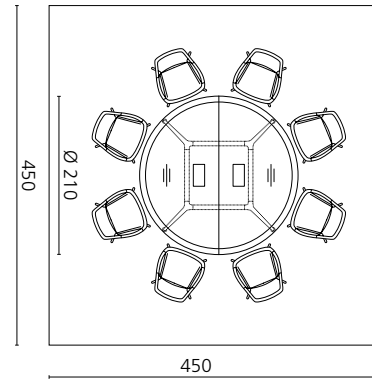
Wilkhahn



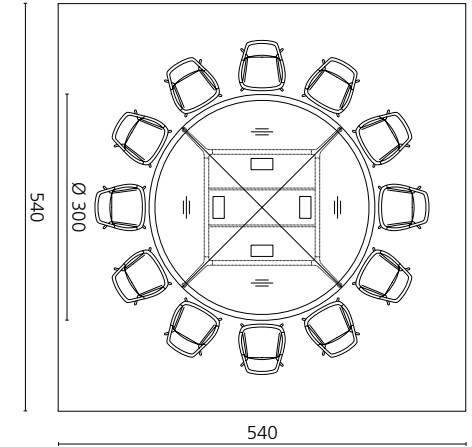
**300/30** for 4 people



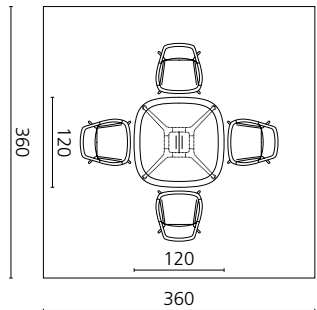
**300/30** for 4 people



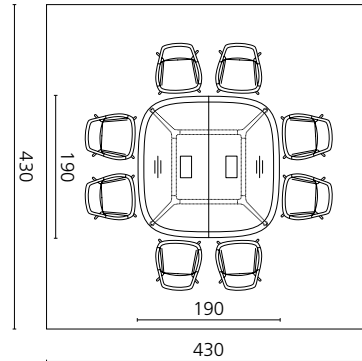
**300/40** for 8 people



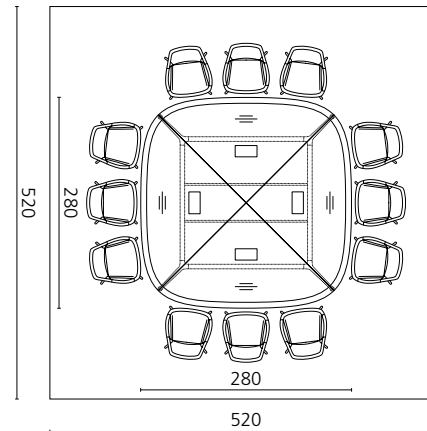
**300/50** for 12 people



**300/30** for 4 people



**300/40** for 8 people

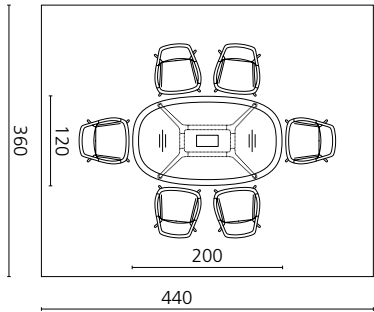


**300/50** for 12 people

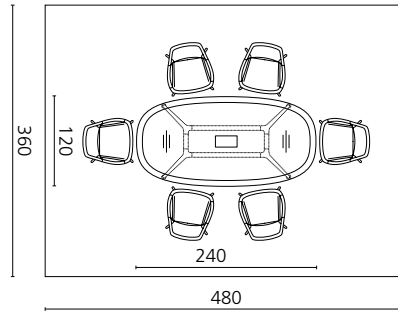
All dimensions in cm.  
Subject to change.

# Graph table. 300 range. Models and dimensions.

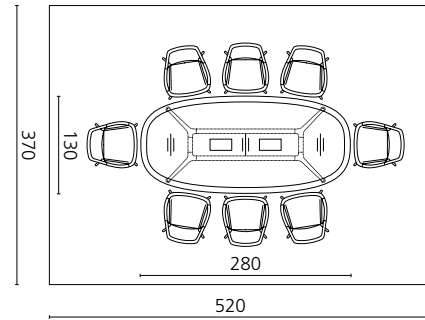
Wilkhahn



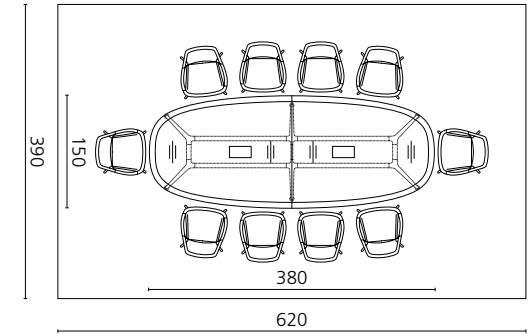
**300/00** for 6 people



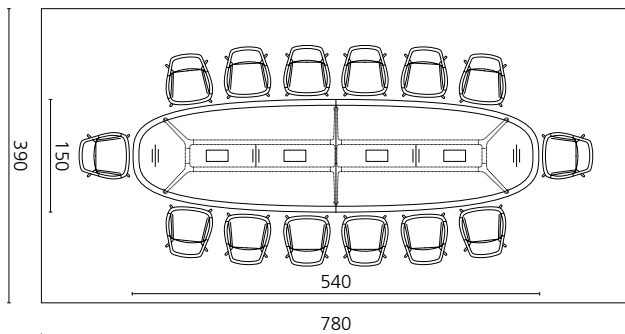
**300/00** for 6 people



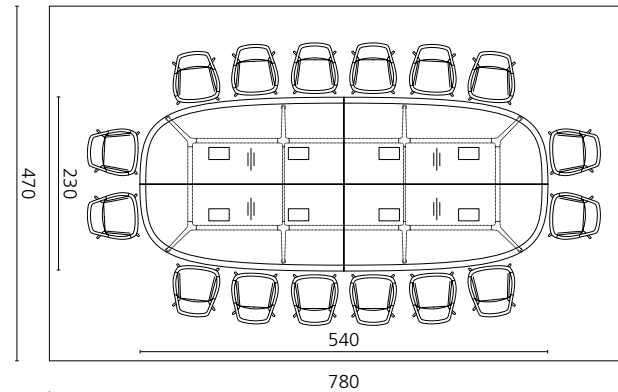
**300/00** for 8 people




**300/10** for 10 people



**300/10** for 14 people



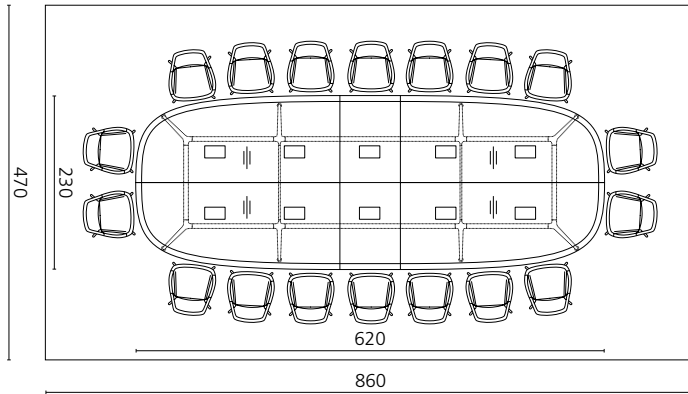
**300/20** for 16 people



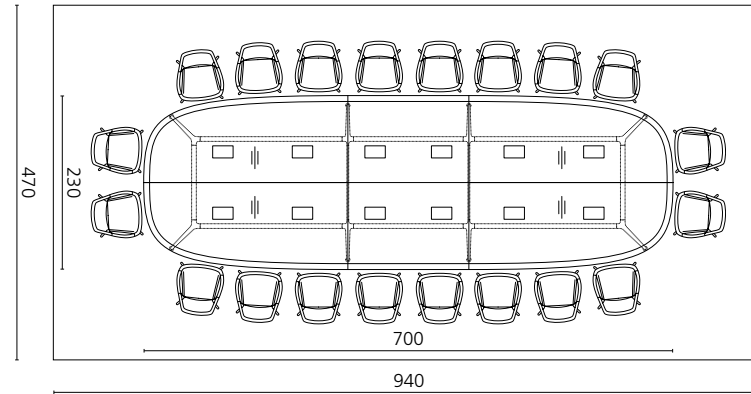
All dimensions in cm.  
Subject to change.

# Graph table. 300 range. Models and dimensions.

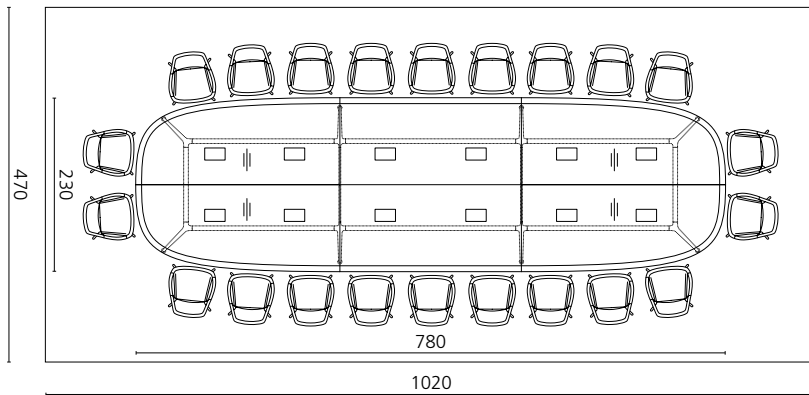
Wilkhahn



**300/20** for 18 people



**300/20** for 20 people



**300/20** for 22 people

All dimensions in cm.  
Subject to change.

# Graph table. 300 range. Awards / standards / certificates.

Wilkhahn

## Awards



## Product certificates / product standards



DIN EN 527 ANSI/BIFMA X5.5



## Company's certificates



## A timeless aesthetic, added functional value and consistent quality

Graph tables are made to be hard-wearing and very versatile. The design is contemporary, yet won't quickly look outdated. The large spans, proportions and pleasant haptics make the tables versatile options. The quality of the materials used and the method of connecting the components are designed to last and last.

The materials comply with Wilkhahn's ecological product development requirements:

- The table legs are made of die-cast aluminium and the underframes of aluminium extruded profile. A large proportion consists of recycled aluminium and all of it can be recycled without any decrease in the quality. The optionally available, retractable cable channels are also made of aluminium extruded profile.
- The table top bearers to affix the table tops and the glides are made of steel, a large proportion of which has also been recycled, and can also be easily recycled again. The glide covers are also made of die-cast zinc. Zinc is a natural material that offers dimensional accuracy and can be recycled without any loss of quality.
- Depending on the flooring, polyamide glides (for soft floorings) or polyurethane glides, optional with felt inserts (for hard floorings) can be chosen. Both types of plastic are not harmful to health and can be recycled.
- The table tops are made of medium-density fibreboard (MDF), a wood-based material (renewable) which can be very precisely processed without any distortion. With a special pressing method (using a vacuum membrane press) the symmetrically curved table edges can be veneered right up to the outside border so that only narrow laminated wood lipping is necessary instead of wide, chamfered full-wood lipping. In addition to real-wood veneers protected with clear varnish, coloured coatings are also available. After a long product life, the table tops can be recycled.

As an alternative, MDF core panels with glass tops varnished on the bottom and made of 10-mm-thick single-pane reinforced glass are used, some of which has already been recycled and can be recycled again in the future.

You can find our environmental product information in our [media center](#)

# Graph table. 300 range. Accessories and other items.

Wilkhahn



Single table portal made of wood with sideways opening  
Not shown: single table portal made of wood that opens lengthways



Aluminium installation frame with portal and brushed profile

Not shown:  
· Retractable cable channel  
· Vertical cable management