

LK8 – LiteKeeper 8

Catalog#	Prepared by
Project	Date
Comments	Type

Overview

The LiteKeeper 8 stand-alone lighting control panel is an all-inclusive, premium grade system for applications that would traditionally use a timeclock in conjunction with contactors. Control up to 8 relays per panel. Several relay options and more standard features than any other stand-alone panel on the market combine to create a state of the art stand-alone lighting control system.

Features


- Manual and programmable control of each relay via a simple keypad and 2 line LCD display
- Normally open, latched and two pole relays available
- Uses parallel relay cards
- Flush mount kit available
- Capable of controlling receptacle loads
- LED ready



EAT•N

Powering Business Worldwide

Specifications

Enclosure	NEMA 1 surface mount, lockable
Size	14"H x 9.5"W x 5"D or 7"D
Transformer Ratings	Multi-tapped 120/277 VAC internally fused standard Optional 347 VAC internally fused
Power Use Ratings	Fully loaded panel 40 watts
Operating Environment	Temperature: 32°F to 122°F (0°C to 50°C)
Master Override	ON/AUTO/OFF
Programming	Onboard keypad and LCD display Optional PC Software
Standard Relay Ratings	20A, 120/277VAC per relay 10A, 120/277VAC electronic ballast, (LED) Normally open Max wire size: 10 AWG Mechanical operations: 10 million
Latching Relay Ratings	20A, 120/277 electronic ballast (LED) 15A, 347 VAC Maximum wire size: 6 AWG Mechanical operations: 10 million Provides a system SCCR rating of 10,000A
Two Pole Relay Ratings	20A, 208/240/480 VAC Normally open Maximum wire size: 6 AWG Mechanical operations: 10 million
Standards	UL Approval UL 916 Listed 

System Includes

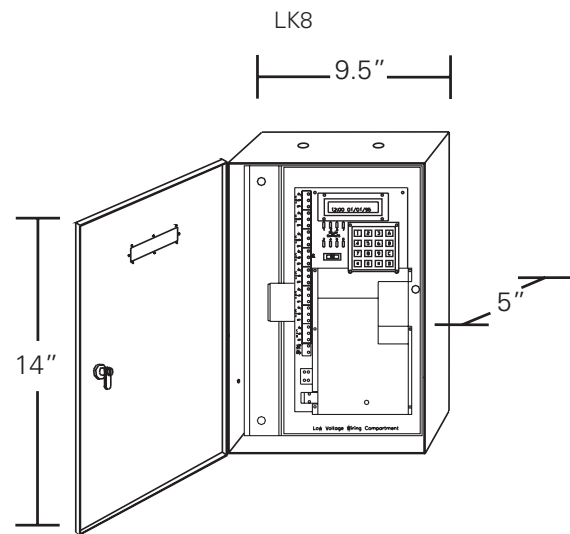
- UL Listed – UL 916 standard
- NEMA 1 enclosure
- 8 relays
- 8 low voltage input connections
- Time schedules with astronomic clock
- Prioritization and masking of switch inputs, time schedules and remotes
- Timed inputs
- Occupant warn-off and overrides
- Keypad and 2 line LCD display
- RS-232 port standard

Accessories

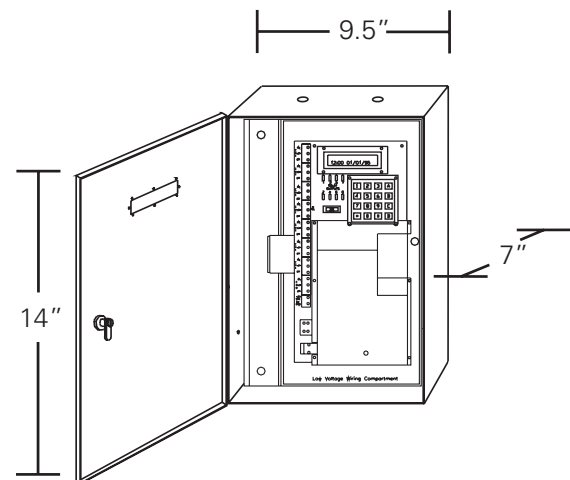
- Keeper Enterprise Software
- Ethernet Interface Module
- Telephone Interface Module
- Flush Mount Kit
- Greengate Digital Switch (GDS)
- Dry Contact Switches
- Contact Input Photosensor
- Occupancy Sensor
- CEPC (UL 924 Accessory)

Dimensions

Enclosure

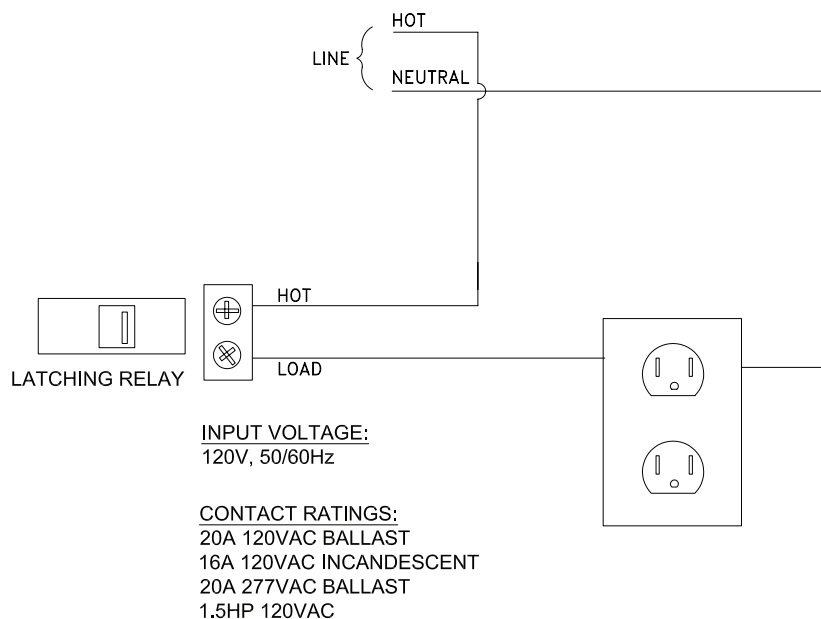


LK8-LRC, MRC, TPRC
(Relays sold separately; see XRC Spec Sheet)

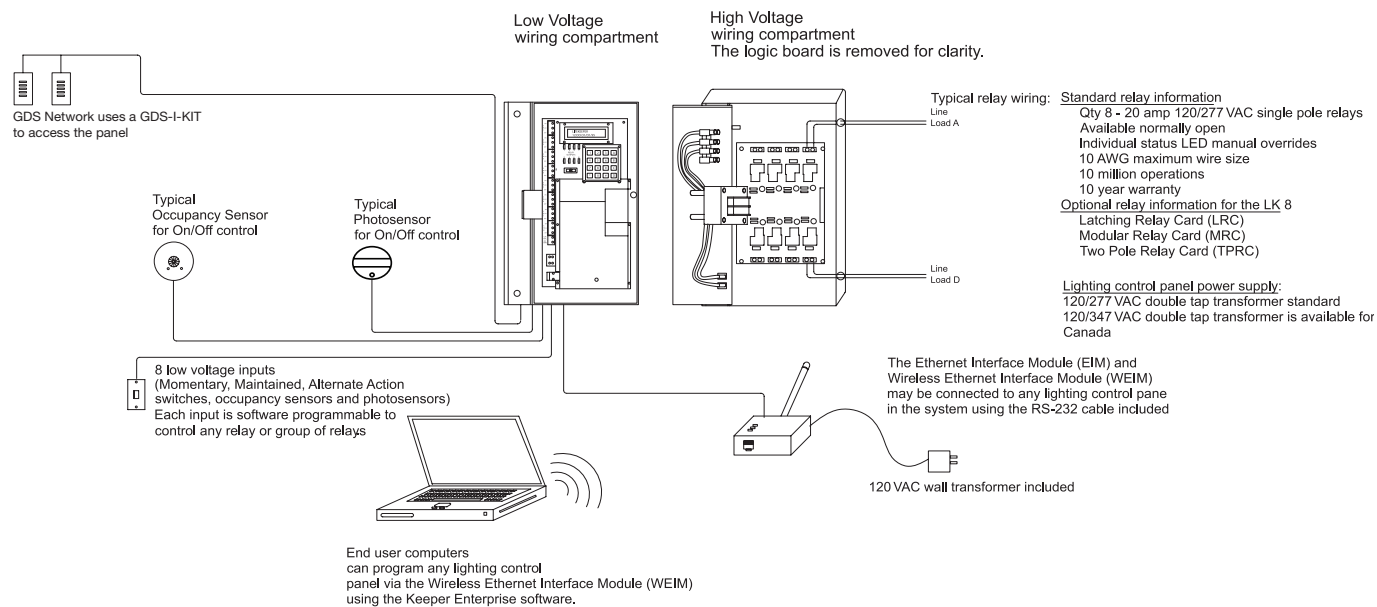


Wiring Diagram

Latching Relay Receptacle Control



Sample One-Line



Ordering

LK8 - LRC -						
<table><tr><td>Product</td></tr><tr><td>LK8 = LiteKeeper 8</td></tr></table>	Product	LK8 = LiteKeeper 8	<table><tr><td>Voltage</td></tr><tr><td>Blank = 120/277 VAC</td></tr><tr><td>Blank = Canada 347 VAC Transformer</td></tr></table>	Voltage	Blank = 120/277 VAC	Blank = Canada 347 VAC Transformer
Product						
LK8 = LiteKeeper 8						
Voltage						
Blank = 120/277 VAC						
Blank = Canada 347 VAC Transformer						
<table><tr><td>Options</td></tr><tr><td>Blank = Standard Relay Card (See XRC Spec Sheet)</td></tr><tr><td>LRC = Latching Relay Card (See XRC Spec Sheet)</td></tr><tr><td>MRC = Modular Relay Card (Does not include Relays; see XRC Spec Sheet)</td></tr><tr><td>TPRC = Two Pole Relay Card (Does not include Relays; see XRC Spec Sheet)</td></tr></table>		Options	Blank = Standard Relay Card (See XRC Spec Sheet)	LRC = Latching Relay Card (See XRC Spec Sheet)	MRC = Modular Relay Card (Does not include Relays; see XRC Spec Sheet)	TPRC = Two Pole Relay Card (Does not include Relays; see XRC Spec Sheet)
Options						
Blank = Standard Relay Card (See XRC Spec Sheet)						
LRC = Latching Relay Card (See XRC Spec Sheet)						
MRC = Modular Relay Card (Does not include Relays; see XRC Spec Sheet)						
TPRC = Two Pole Relay Card (Does not include Relays; see XRC Spec Sheet)						

Additional Options

Catalog #	Description
LK8 FK	LiteKeeper 8 size Flushmount Kit (Option)

Eaton
1000 Eaton Boulevard
Cleveland, OH 44122
United States
Eaton.com

Eaton
Lighting Systems
1121 Highway 74 South
Peachtree City, GA 30269
www.eaton.com/lightingsolutions