

Technical Specifications ■

Hurry Up!® Table

May 2013

Worksurfaces

Standard worksurface tops are nominal 1 1/4" overall thickness with .030" thick high-pressure laminate top surface and .028 phenolic backer, (bottom surface). Density of the core in standard tops is 45 lb/cu ft. particleboard, M3 grade. Lightweight tops are 1 1/4" thick overall, with .040" high-pressure laminate top and .040" thick high-pressure laminate backer. Inside is a .75" thick honeycomb paper board core and M3 grade particleboard, laminated between 2 layers of 5.2mm thick plywood.

Flipping/Nesting Table Frame

The framework for table support and flipping/nesting operation consists of 1 1/2" diameter, .06" thick wall, steel tubing with 1/2" threaded inserts welded inside the tubes for mounting the legs. 4mm thick stamped steel brackets support the horizontal framework through injection molded Acetal bushings while 1/4" Phillips wood screws attach the framework brackets to the worksurface. The 3/4" diameter steel latch release handle is actuated at the center and front underside of the worksurface. Pulling forward, using one hand, raises the worksurface for nesting storage. To lower the table for use from the upright storage position, a steel locking latch is located on one support arm and must be released prior to lowering the table. All hinge pins for the flipping mechanism are zinc plated steel. Hinge pin spaces are molded nylon. The framework is shipped separately, ready to be assembled to the worksurface and legs.

Leg Assembly

The leg assembly consists of one right-hand leg and one left-hand leg. There are two leg widths. One width fits 20" & 24" wide tables. One width fits 30" and 36" wide tables. Leg height is fixed to provide only 29" high table-top height. ADA table height of 32" is accomplished using 3" leg extensions threaded into the bottom of the leg. Leg construction consists of 1 1/4" diameter, .078" thick wall, bent steel tubing welded in an assembly. The legs are bolted to the table support mechanism using 1/2" hex bolts. Leg assemblies ship knocked down.

Casters and Glides

Each table has four casters, 3" diameter, twin wheel swiveling casters are provided as standard. Two casters are locking, two are free wheeling. All are black nylon wheels with white hubs. Caster wheel treads shall be medium hard for easy mobility on carpet or hard floors. Steel 1/2" threaded stems attach the wheels to the bottom of leg assemblies. 2 3/4" diameter black nylon glides are optional. Glides have 1" of telescoping height adjustment that adjusts table height from 28 1/2" to 29 1/2". Steel 1/2" threaded stems attach the glides to legs. Casters and glides ship unassembled.

Ganging Mechanism

Built of black, high-strength nylon, the hook and peg combination draws tables together. No tools are required when joining tables. Gangers are self-storing under the table when not in use. Tops are pre-drilled for placement of ganging pegs. Two gangers, four pegs and all mounting screws are included in the kit. One kit per table joint is required. Field installed.

Wedges and Joining Mechanism

Wedges are offered in 30°, 45° and 60° wedge shapes along with a 90° "quarter round". The wedges are sized to join all standard Hurry Up! tops, and can be used to create conference or training room table combination shapes such as squares, rectangles or hexagonal arrangements. Wedges are 45 lb./cu ft. density, M3 grade particleboard, with .030" high-pressure laminate top and .028 phenolic backer.

Available with 74P 2mm or urethane (ME) edges.

The wedge joining mechanism is constructed of 11-gauge steel and is painted black. Hand wheels and Phillip's screwdriver are used to tighten all joining brackets. Brackets are self-storing under the top when not in use. Top includes 5/16" threaded steel inserts for hand wheels. Wedges are pre-drilled for steel shoulder screws. Two brackets, four hand wheels and shoulder screws are provided per wedge or quarter round worksurface. Field installed.

Vertical Leg Wire Management

A black extrusion made of PVC with self-adhesive tape attaches to the Hurry Up! leg managing cables and wires exiting PowerUp® or standard grommets installed on the worksurface top. The extrusion is 3" long. The extrusion is divided into two separate cable routing areas for separating wires if required. Factory installed.



Under Table Wire Management

The under table wire manager is constructed of 2" x 4 1/2" Velcro hook and loop material with nylon pull tabs. Wire manager is provided with adhesive backing and screws for attachment to the underside of the top. Tops are pre-drilled for locating wire manager, but the manager may be applied in any convenient location. Two wire managers are provided per table. Field installed.

PowerUp® Power/Data Module

Tables are available with 1, 2 or 3 PowerUp power/data modules per table, located right, left, or centered within the top length. Modules are spaced 3" from the front edge on 24" tops, 4" on 30" wide tops, and spaced 7" on 36" tops. Available in 4 standard KI colors: Warm Grey, Sand, Black and Blue Grey.

The PowerUp is a UL listed Relocatable Power Tap which mounts flush into the table top. The PowerUp is 3 1/4" wide x 7" long and 2 1/4" tall when opened. It is provided with either a 9 ft. or 15 ft., 3 conductor cord, rated 120VAC, 15A. When open, one duplex power receptacle and two RJ45 data connectors are exposed. The module can be modified to fit various brand jacks.

The module comes with a hinged PVC/FPVC extruded plastic cord management trough which covers the underside of the module. This channel, furnished with screws, clips and metal divider provides a routing channel for cords and wires. Tops are pre-drilled for mounting. Field installed. Two vertical (leg) wire managers (black) are included and are factory installed.

Worksurface Grommet

The Hurry Up! grommet is constructed of ABS plastic which mounts flush into the top of the worksurface. Two grommets ship per table. They are located in the left- and right-hand corners of the tops. They are available in four standard KI colors: Warm Grey, Sand, Black, and Blue Grey. Grommets have a flip-up receding door and are identical in size to the PowerUp module to allow for retrofitting of PowerUp at a later date. The available opening for power or data cords, when the flip-up door is closed, is 1/2" wide x 5 3/4" long. Open door available space is 2 1/4" x 5 3/4". Field-installed.

Fabric Wrapped Modesty Panel/Wire Management

The modesty panel is constructed of a heat-set, non-woven PET material, pressed into a flexible, durable and dent resistant panel. The panel is fabric wrapped, black only. The panel is hung by 16-gauge steel, powder coated brackets and steel powder-coated hooks that mount to the underside of the worksurface using wood screws. The modesty panel hangs freely when in use or when the table top is in its nested, upright position. The panel has a Velcro fastened pouch on the user side to route and hide cables or wires from electronic equipment to the optional vertical leg wire manager. The modesty panel measures 8 1/2" wide (measured from underside of the worksurface) by the length of the table x 3/4" thick.

Hurry Up!® Table

Technical Specifications

Dimensions

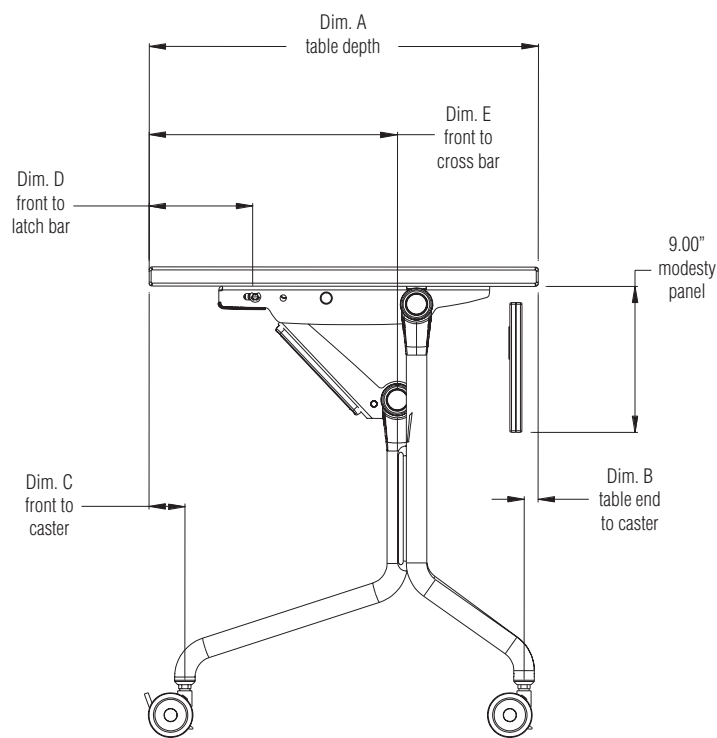
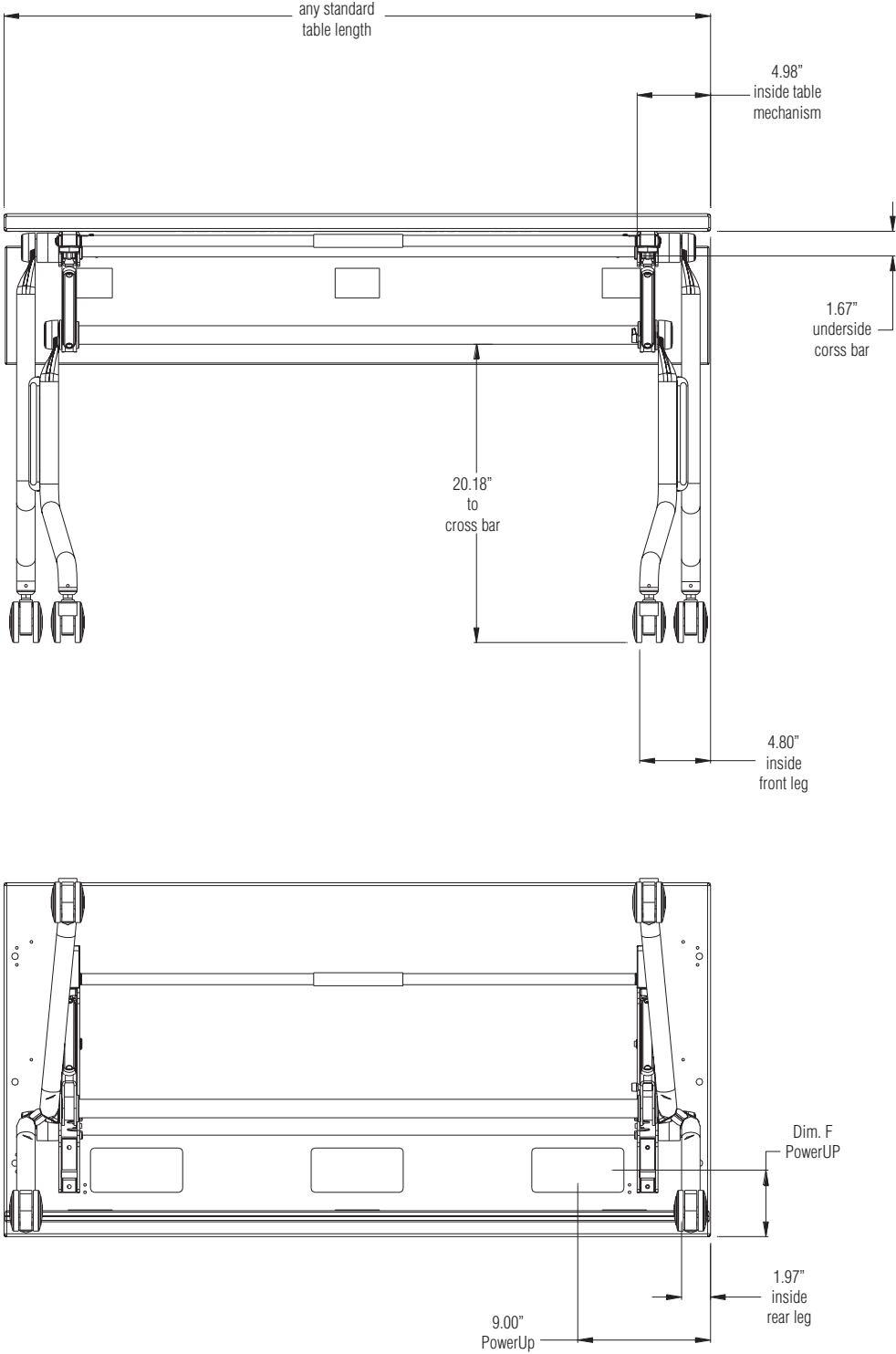
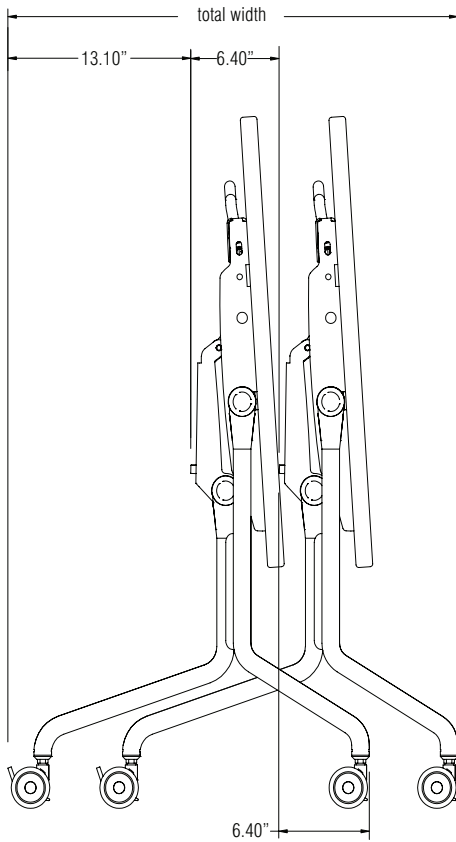


TABLE DEPTH	Dim. A	Dim. B	Dim. C	Dim. D	Dim. E	Dim. F
20"	19.93"	.85"	6.20"	2.38"	11.25"	4.50"
24"	21.93"	.85"	2.20"	6.38"	15.25"	4.50"
30"	29.93"	3.60"	3.60"	7.80"	16.70"	6.50"
36"	35.93"	6.65"	6.60"	10.75"	19.65"	8.50"

■ **Hurry Up!® Table**
Technical Specifications

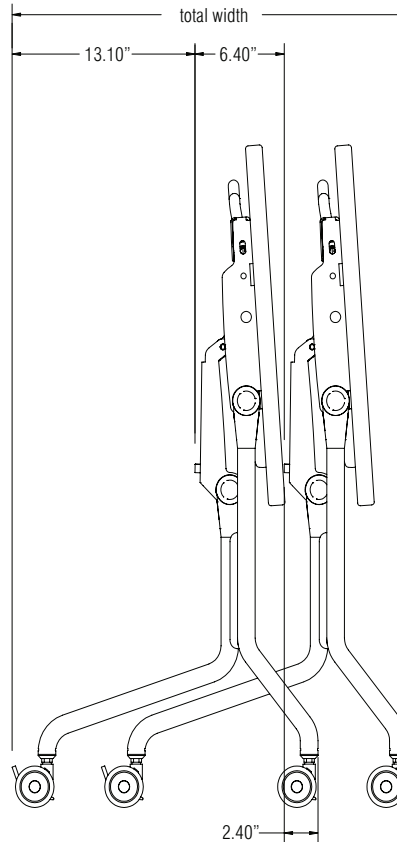


Nesting Dimensions



30" - 36" WIDE TABLES
Number of Tables x 6.4 plus 19.50" = Total Width

Nested Table Height	
Table Width	Height When Flipped Up
20"	39"
24"	43"
30"	45"
36"	47"



20" - 24" WIDE TABLES
Number of Tables x 6.4 plus 15.50" = Total Width

Nested Table Depth	
Number of Tables	Depth When Flipped Up
1	25.9"
2	32.3"
3	38.7"
4	45.1"
Add 6.4" for every additional nested table.	

Note: Nested table width is equal to table length.