

⚠ WARNING:
INSTALL PRODUCT IN ACCORDANCE
WITH LOCAL AND NATIONAL ELECTRICAL
CODES.

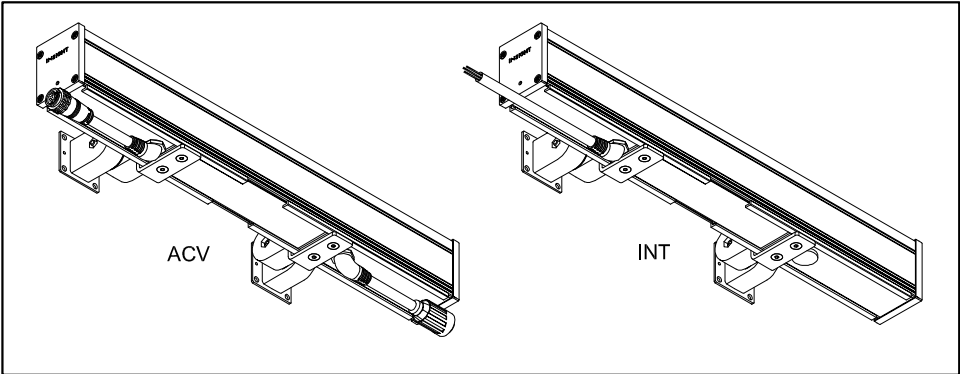
⚠ WARNING:
FAILURE TO COMPLY WITH THE
INSTALLATION INSTRUCTIONS MAY
RESULT IN DEATH OR SERIOUS INJURY

⚠ WARNING:
READ ALL SAFETY INSTRUCTIONS
INCLUDED WITH LUMINAIRE BEFORE
INSTALLING LUMINAIRE.

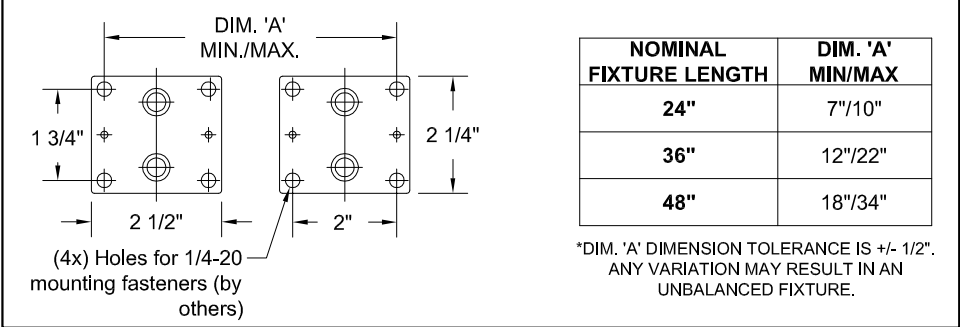
CAUTION:
THIS IS AN ELECTRONIC DEVICE. CARE MUST BE TAKEN
DURING STORAGE AND HANDLING. STORE IN A CLEAN, COOL
AND DRY LOCATION. ELECTROSTATIC DISCHARGE (ESD) CAN
HARM THIS PRODUCT. AVOID STATIC DISCHARGE WHILE
HANDLING THIS PRODUCT.

CAUTION:
INSIGHT LIGHTING IS NOT RESPONSIBLE FOR THE
STRUCTURAL INTEGRITY OF THE BUILDING TO
SUPPORT THE LUMINAIRE. ADDITIONAL BACKING
MAY BE REQUIRED.

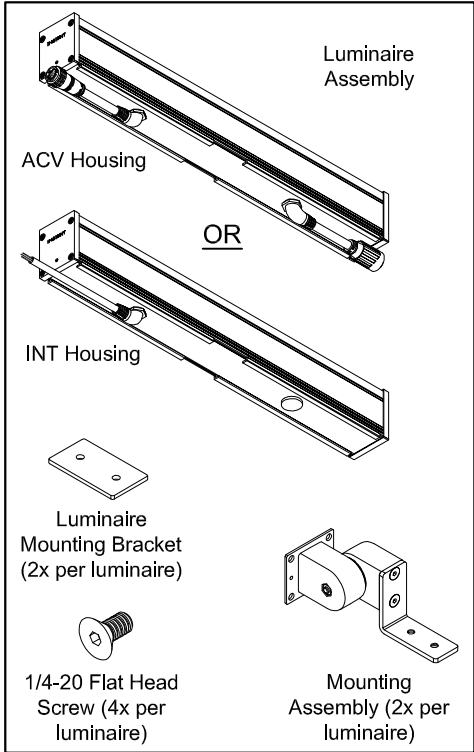
ISOMETRIC VIEWS



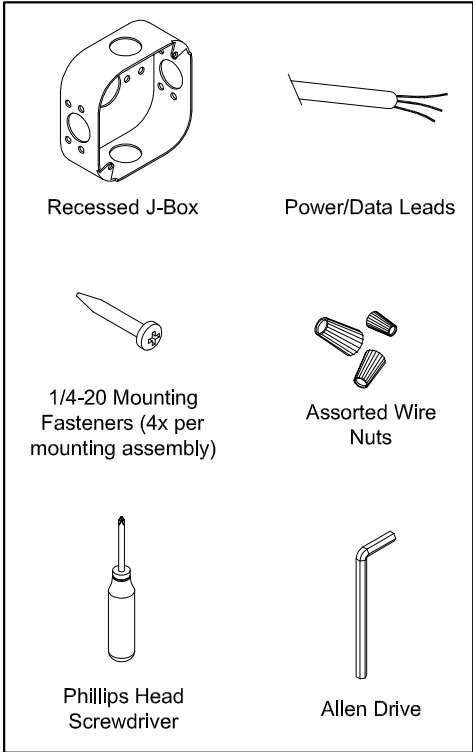
MOUNTING DIMENSIONS



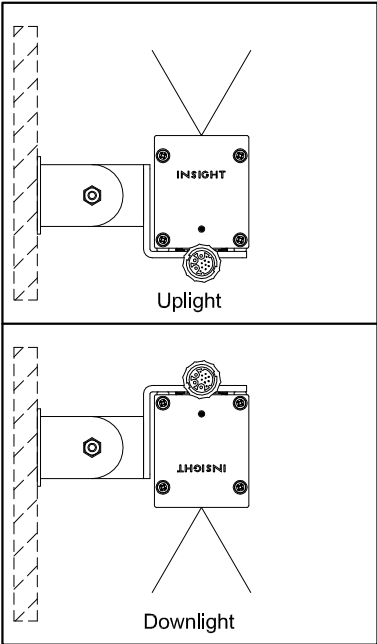
PACKAGE INCLUDES:



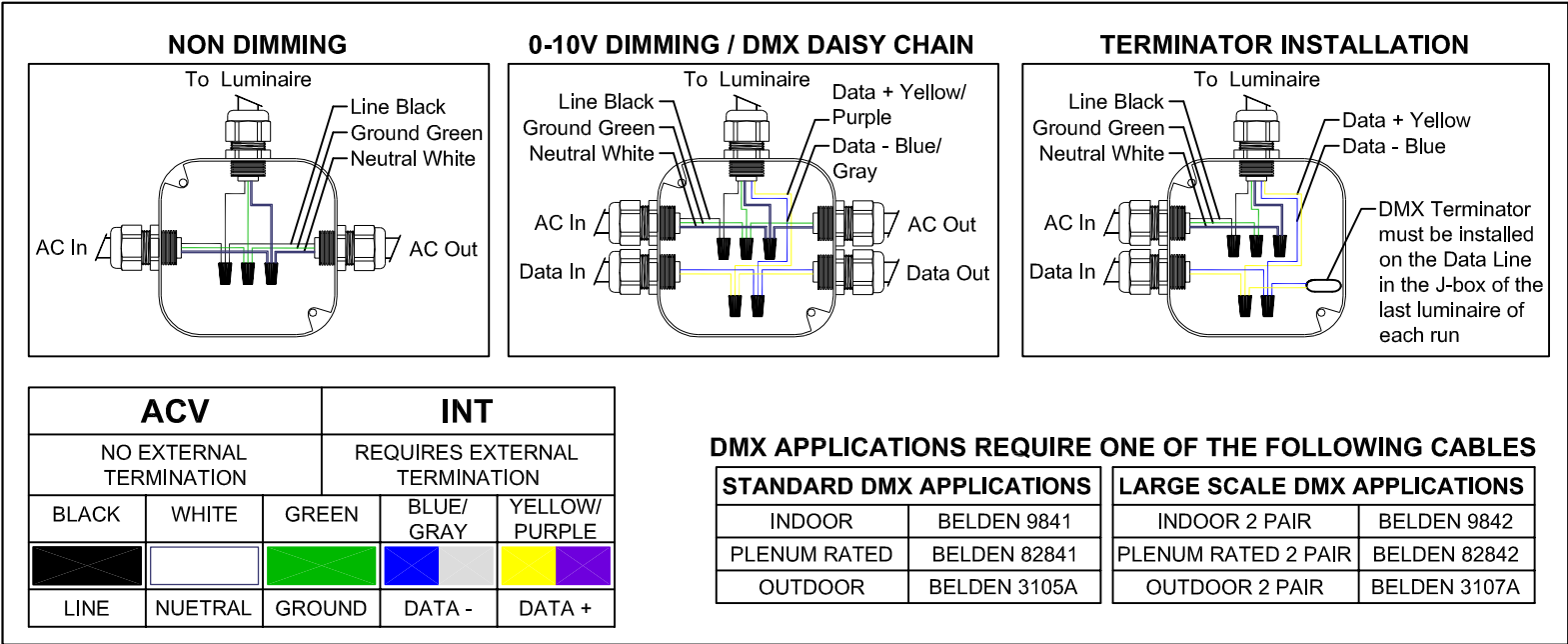
ITEMS NEEDED (SUPPLIED BY OTHERS):



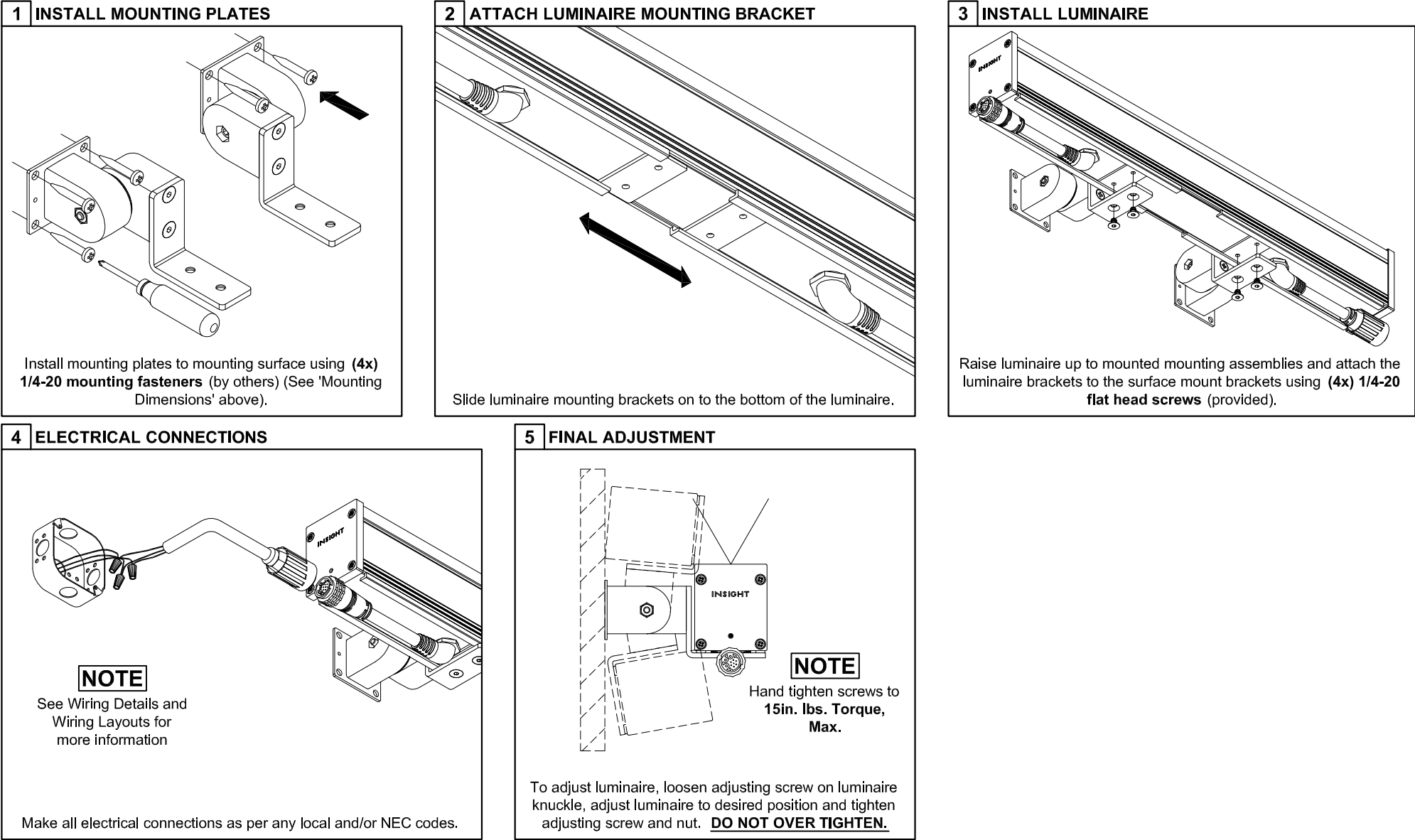
MOUNTING OPTIONS






WIRING DETAILS

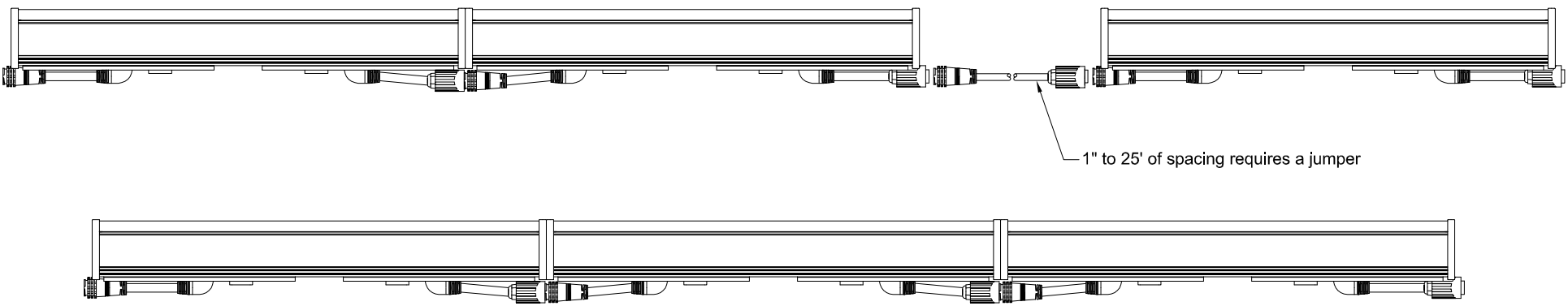


EXPOSED WIRING EXTENDED ARM SIDE MOUNT INSTALL



<div><div></div><div>WARNING: INSTALL PRODUCT IN ACCORDANCE WITH LOCAL AND NATIONAL ELECTRICAL CODES.</div></div>	<div><div></div><div>WARNING: FAILURE TO COMPLY WITH THE INSTALLATION INSTRUCTIONS MAY RESULT IN DEATH OR SERIOUS INJURY</div></div>	<div><div></div><div>WARNING: READ ALL SAFETY INSTRUCTIONS INCLUDED WITH LUMINAIRE BEFORE INSTALLING LUMINAIRE.</div></div>	<div><div>CAUTION:</div><div>THIS IS AN ELECTRONIC DEVICE. CARE MUST BE TAKEN DURING STORAGE AND HANDLING. STORE IN A CLEAN, COOL AND DRY LOCATION. ELECTROSTATIC DISCHARGE (ESD) CAN HARM THIS PRODUCT. AVOID STATIC DISCHARGE WHILE HANDLING THIS PRODUCT.</div></div>	<div><div>CAUTION:</div><div>INSIGHT LIGHTING IS NOT RESPONSIBLE FOR THE STRUCTURAL INTEGRITY OF THE BUILDING TO SUPPORT THE LUMINAIRE. ADDITIONAL BACKING MAY BE REQUIRED.</div></div>
---	--	---	---	--

MULTIPLE ACV RUN



1" to 25' of spacing requires a jumper

Install all luminaires to mounting surface per steps 1-6. Luminaires can be mounted side by side. Connect power cables together. If necessary, use a jumper cable to connect luminaires together.