

# INSTRUCTION SHEET



## HORNET HP DOWNLIGHT STANDARD/REMODELER TRIM/TRIMLESS FRAME INSTALLATION

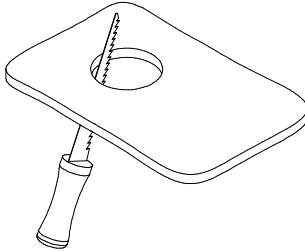
689-0411

PAGE 1 OF 2

**WARNING - RISK OF FIRE AND ELECTRICAL SHOCK. FIXTURE MUST BE INSTALLED BY A QUALIFIED ELECTRICIAN ONLY. FIXTURE IS INTENDED FOR INSTALLATION IN ACCORDANCE WITH THE NATIONAL ELECTRICAL CODE, LOCAL AND FEDERAL SPECIFICATIONS. DISCONNECT POWER AT ELECTRICAL PANEL BEFORE SERVICING.**

**RETAIN THESE INSTRUCTIONS FOR MAINTENANCE REFERENCE.**

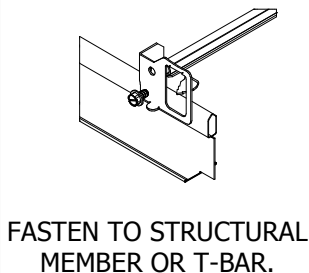
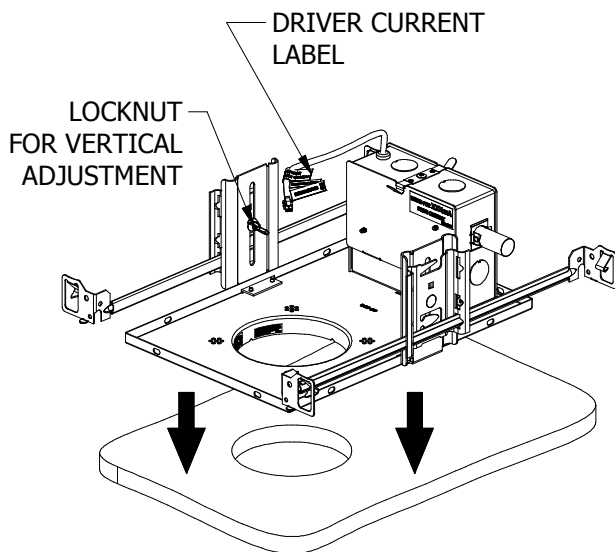
### CEILING CUTOUT



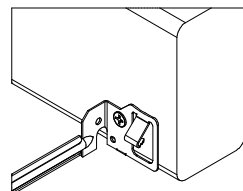
STYLE	ROUND	SQUARE
STANDARD	4"	4 X 4"
STANDARD TRIMLESS	4 1/2"	4 1/2 X 4 1/2"
REMODELER	4"	4 X 4"
REMODELER TRIMLESS	4 1/2"	4 1/2 X 4 1/2"

**NOTE: ROUND FRAME INSTALLATION SHOWN. FOLLOW SAME PROCEDURE TO INSTALL SQUARE FRAME.**

### STANDARD FRAME

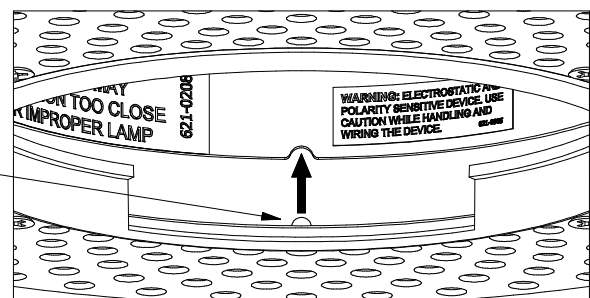
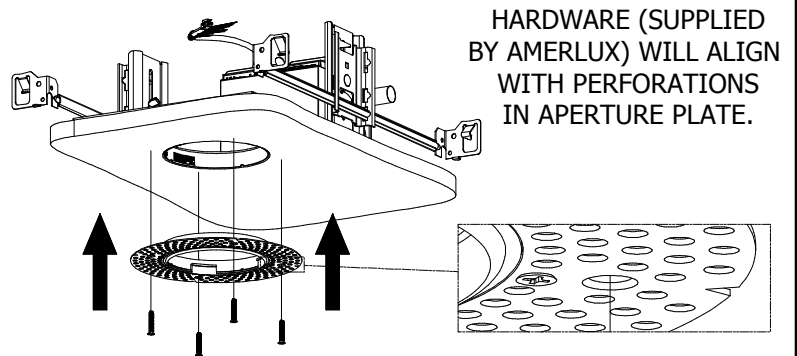


FASTEN TO STRUCTURAL MEMBER OR T-BAR.

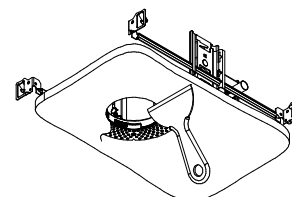


SCREW TO WOOD OR METAL STRUCTURE.

### STANDARD TRIMLESS FRAME



**IMPORTANT NOTE: REST ALIGNMENT MARKERS WITHIN THE NOTCHES OF APERTURE AS SHOWN. THIS IS CRITICAL FOR PROPER ALIGNMENT.**



Amerlux, 178 Bauer Drive, Oakland, N.J. 07436, T: 973-882-5010, F: 973-882-2604 [www.amerlux.com](http://www.amerlux.com)

## INSTRUCTION SHEET



### HORNET HP DOWNLIGHT STANDARD/REMODELER TRIM/TRIMLESS FRAME INSTALLATION

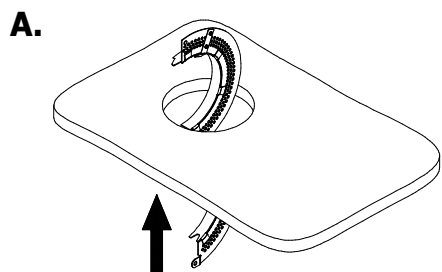
689-0411

PAGE 2 OF 2

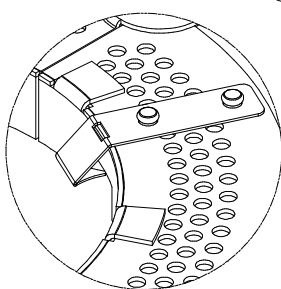
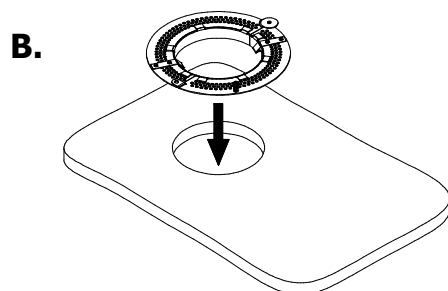
**WARNING - RISK OF FIRE AND ELECTRICAL SHOCK. FIXTURE MUST BE INSTALLED BY A QUALIFIED ELECTRICIAN ONLY. FIXTURE IS INTENDED FOR INSTALLATION IN ACCORDANCE WITH THE NATIONAL ELECTRICAL CODE, LOCAL AND FEDERAL SPECIFICATIONS. DISCONNECT POWER AT ELECTRICAL PANEL BEFORE SERVICING.**

**RETAIN THESE INSTRUCTIONS FOR MAINTENANCE REFERENCE.**

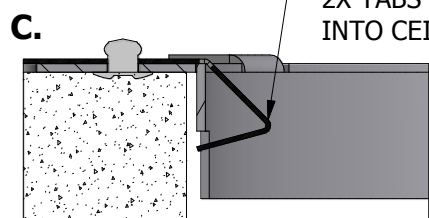
#### REMODELER FRAME



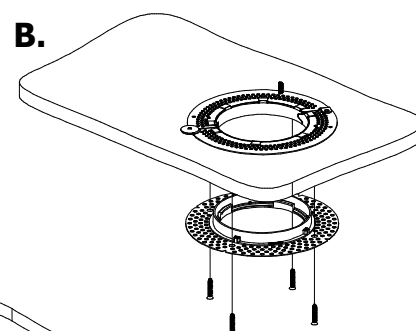
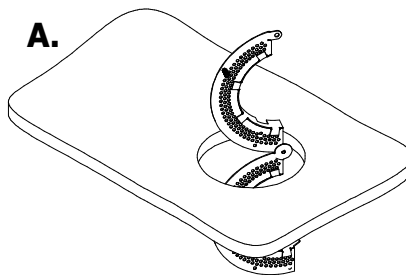
OPEN RING AND INSERT INTO CEILING, THEN CLOSE RING AND LOCATE IN CEILING CUTOUT.



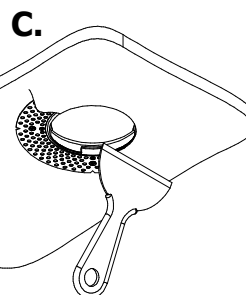
SECURE BY HAMMERING 2X TABS INTO CEILING.



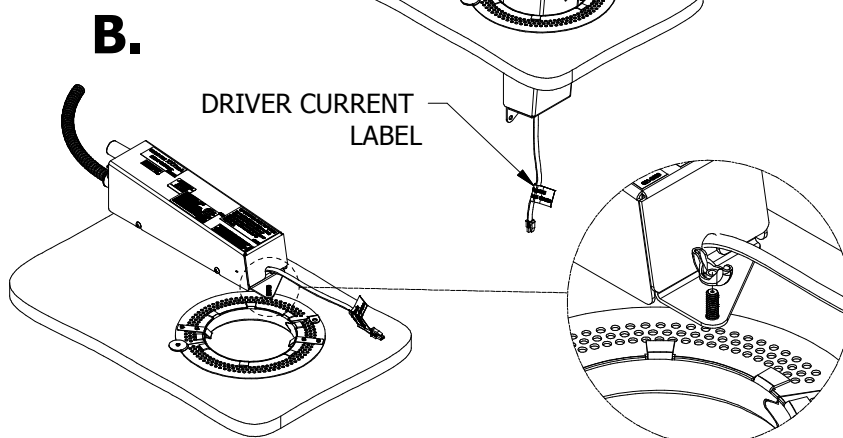
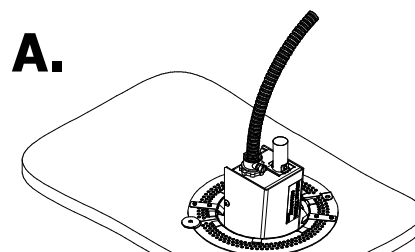
#### REMODELER TRIMLESS FRAME



HARDWARE (SUPPLIED BY AMERLUX).



#### REMODELER DRIVER INSTALLATION REMODELER AND REMODELER TRIMLESS FRAMES



Amerlux, 178 Bauer Drive, Oakland, N.J. 07436, T: 973-882-5010, F: 973-882-2604 [www.amerlux.com](http://www.amerlux.com)