

3" HALOGEN

ADJUSTABLE DOWNLIGHT

ELEMENT
by Tech Lighting®

Small aperture recessed downlight fully adjustable with ELEMENT's unique patented high-low lamp positioning. The innovative design allows the lamp to be positioned closer to the aperture for maximum light output and efficiency or higher to minimize glare and flash on the trim. Additional adjustability allows for hot aiming including 0°- 40° tilt and 361° rotation to eliminate dead spots. All aiming functions are lockable. Wood ceiling option allows for a smooth, flangeless appearance using any flangeless trim.

- Patented high-low lamp positioning
- Hot aiming including 0°- 40° tilt and 361° rotation
- Flangeless wood ceiling option accommodates variable ceiling thickness
- Accepts 3 optical controls and an optional trim mounted lens
- Compatible with LED MR16 replacement lamp. LED MR16 requires no load electronic transformer (12 watt max).
- Power supplies can be accessed through the aperture
- Glare reducing snoot integrated
- Lensed and shower options include Solite™ soft focus lens at aperture

Installation


- Includes adjustable hanger bars. Includes butterfly brackets that attach to the side of the housing and are vertically adjustable with a wing nut.
- Incorporates integral gunsights for positioning with laser level or string

SPECIFICATIONS

LAMP	Low-voltage Halogen MR16 (75W max in Non-IC, 50W max in IC housing). Compatible with LED MR16 replacement lamps.
WATTS (MAX.)	Halogen: 75w Non-IC, 50w IC
VOLTAGE	120V or 277V
DIMMING*	ELV or MLV (Dimming dependent on transformer type)
ADJUSTABILITY	0°-40° tilt, 361° rotation, and high-low lamp positioning
CEILING APPEARANCE	Flanged (Accommodates up to 2.5" drywall ceiling thickness, depending on trim) or Flangeless
CEILING APERTURE	3-7/8"
HOUSING	IC Airtight, Non-IC, Chicago Plenum IC suitable up to R60 spray foam insulation
POWER SUPPLY	Halogen: Electronic or Magnetic transformer. No load transformer required for LED MR16 compatibility (12 watt max).
GENERAL LISTING	ETL listed. Damp listed. Shower version wet listed.
CONSTRUCTION	Housing: Heavy gauge cold rolled steel Trims: Die-cast aluminum
FINISH	Housing: Black Trims: Antique Bronze, Black, Satin Nickel, White (paintable)
WARRANTY**	1 year

*See ELEMENT-lighting.com for dimmer compatibility.

**Visit ELEMENT-lighting.com for specific warranty limitations and details.



shown in flangeless bevel square

3" HALOGEN

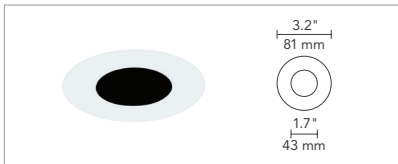
ADJUSTABLE DOWNLIGHT

TRIMS

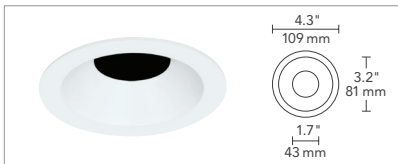
ROUND



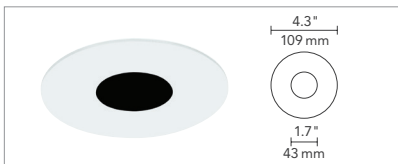
FLANGELESS BEVEL



FLANGELESS FLAT




FLANGED BEVEL




FLANGED FLAT


SQUARE



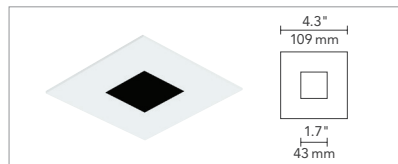
FLANGELESS BEVEL



FLANGELESS FLAT



FLANGED BEVEL



FLANGED FLAT

FINISH



ANTIQUE BRONZE



BLACK

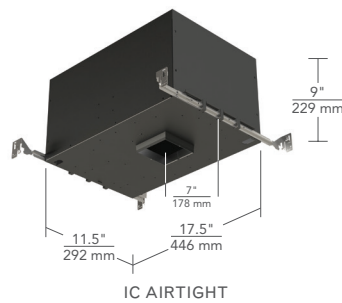
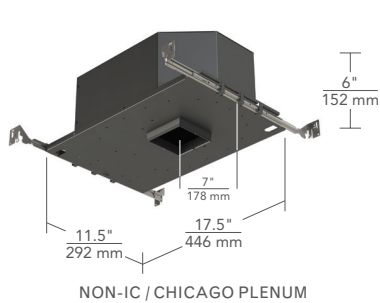


SATIN NICKEL



WHITE (PAINTABLE)

3" HOUSING



3" HALOGEN

ADJUSTABLE DOWNLIGHT

ELEMENT-Lighting.com

WOOD CEILING OPTIONS / FLANGELESS TRIMS

ROUND



FLANGELESS BEVEL (ANTIQUE BRONZE)



FLANGELESS FLAT (ANTIQUE BRONZE)



FLANGELESS BEVEL (ANTIQUE BRONZE)



FLANGELESS FLAT (ANTIQUE BRONZE)

SQUARE



FLANGELESS BEVEL (SATIN NICKEL)



FLANGELESS FLAT (SATIN NICKEL)



FLANGELESS BEVEL (SATIN NICKEL)



FLANGELESS FLAT (SATIN NICKEL)

FINISH



ANTIQUE
BRONZE



BLACK

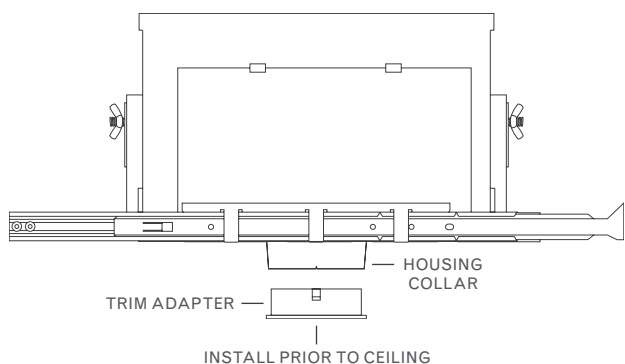


SATIN
NICKEL

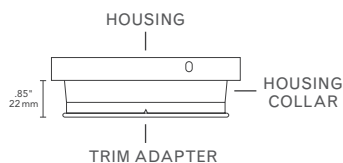


WHITE
(PAINTABLE)

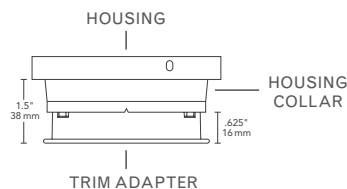
ADJUSTABLE TRIM ADAPTER



TRIM ADAPTER INSTALLED



ADAPTER FLUSH



ADAPTER EXTENDED

Wood ceiling housings ("WC" designation in the ordering grid) ship with an adjustable trim adapter that inserts into the housing aperture and allows standard ELEMENT 3" flangeless trims to achieve a truly flangeless, flush ceiling appearance in special applications such as wood or stone installation. For use in new construction.

Consult installation instructions regarding plenum requirements and ceiling thickness ratios.

3" HALOGEN

ADJUSTABLE DOWNLIGHT

ELEMENT-Lighting.com

GRIDS

HOUSING

PRODUCT SERIES	CEILING APPEARANCE	LAMP	FUNCTION	HOUSING RATING	TRANSFORMER	WATTAGE RESTRICTION	VOLTAGE
E3R ELEMENT 3" ROUND	LF FLANGELESS	-H HALOGEN MR16	A ADJUSTABLE	I IC AIRTIGHT	E ELECTRONIC***	NONE (LEAVE BLANK)	120 VOLT
E3S ELEMENT 3" SQUARE	FF FLANGED			N NON-IC AIRTIGHT	M MAGNETIC	-WR WATTAGE RESTRICTION*	(LEAVE BLANK)
	WC WOOD CEILING**			C CHICAGO PLENUM	R REMOTE		-277 277 VOLT
				IC NOT AVAILABLE WITH ELECTRONIC TRANSFORMER	N NO LOAD ELECTRONIC‡		
		-H	A				

TRIMS ARE REQUIRED AND MUST BE ORDERED SEPARATELY.

*TO INCLUDE WATTAGE RESTRICTION LABEL, SPECIFY -WR AT THE END OF THE HOUSING ITEM NUMBER AND SPECIFY WATTAGE (EXAMPLE: -WR37).

**WOOD CEILING OPTION ACCOMMODATES FLANGELESS TRIMS ONLY.

***STANDARD ELECTRONIC NOT AVAILABLE IN IC.

‡NO LOAD ELECTRONIC SUITABLE FOR IC WITH MAX 12 WATT LED MR16 REPLACEMENT LAMP.

TRIM

PRODUCT SERIES	CEILING APPEARANCE	TRIM STYLE	APERTURE	FINISH
E3R ELEMENT 3" ROUND	L FLANGELESS UP TO 1" CEILING THICKNESS	B BEVEL	-O NO LENS	Z ANTIQUE BRONZE
E3S ELEMENT 3" SQUARE	F FLANGED UP TO 1" CEILING THICKNESS	F FLAT	-H SHOWER	B BLACK
	F15 FLANGED 1.1"-1.5" CEILING THICKNESS		-L LENSED	S SATIN NICKEL
	F20 FLANGED 1.6"-2.0" CEILING THICKNESS			W WHITE
	F25 FLANGED 2.1"-2.5" CEILING THICKNESS			
			-	

WOOD CEILING OPTION ACCOMMODATES FLANGELESS TRIMS ONLY.

PROJECT INFO

FIXTURE TYPE & QUANTITY	JOB NAME & INFO	NOTES

ELEMENT
by Tech Lighting®

GENERATION BRANDS
7400 Linder Avenue, Skokie, Illinois 60077
T 847.410.4400 F 847.410.4500



© 2017 Tech Lighting, L.L.C. All rights reserved. The "Tech Lighting" graphic is a registered trademark of Tech Lighting, L.L.C. Tech Lighting reserves the right to change specifications for product improvements without notification.