

# REBECCA SWIVEL



Rebecca Swivel is a contemporary design on a stainless steel swivel base. The seat has a steel structure with "S" shape springs for extra flexibility and strength. This steel frame is molded by injecting polyurethane foam. The padded seat cushion enhances the comfort of the chair. Rebecca seat can be upholstered with various of other materials and colours as a special order with a minimum quantity required. Rebecca Swivel is suitable for both residential and commercial use.

## DIMENSIONS

31"w x 28"d x 31"h

## WEIGHT

40 lbs

## CUBIC FEET

18

## SPECIAL ORDER

min. of 4 required

## COM req.

2.7 yd

## PACKING

3 boxes

## BASE

Stainless Steel

### LEATHERETTE



black


white

brown

grey

light grey

### PPM



red


orange

black

white

orange

### CAMIRA WOOL



silver

dark grey


amber

deep maroon

sky blue

turquoise

### FABRIC (OSLO)

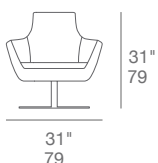


red

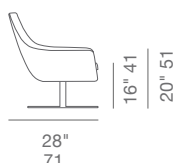
orange

pistachio

yellow



31"  
79



28"  
71