

LED LIFESTYLE MEDIUM DECORATIVE AREA LIGHTS (XDLM)



US patent 7,828,456 8,002,428, 8,177,386 8,434,893 8,567,983 and US & int'l. patents pending

SMARTTEC™ - LSI drivers feature integral sensor which reduces drive current when ambient temperatures exceed rated temperature

ENERGY SAVING CONTROL OPTION - DIM - 0-10 volt dimming enabled with controls by others. BLS - Bi-level switching responds to external line voltage signal from separate 120-277V controller or sensor (by others), with low light level decreased to 30% maximum drive current.

LEDS - Select high-brightness LEDs in Cool White (5000K), Neutral White (4000K), or Warm White (3500K) color temperature. 70 CRI CW. 80 CRI NW and WW.

DISTRIBUTION PATTERN - Types 3, FT and 5. Exceptional uniformity creates bright environment at lower light levels. Improved backlight cutoff minimizes light trespass.

CROWN - Cast aluminum. Wiring emerges from crown through compression seal fitting to prevent water entry. One-piece silicone gasket seals crown to shade for water- and dust-tight construction.

SHADES - Spun aluminum. Two shade styles available - A - Angle and B - Bell.

OPTICAL UNIT - Optical unit and aluminum door frame recessed into shade and sealed with one-piece silicone gasket. Clear tempered flat glass lens sealed with silicone gasket to door frame (includes pressure-stabilizing breather). Optical unit is tethered and provides access to driver. Door frame retaining fasteners are captive.

BRACKETS - Brackets are extruded and cast aluminum assemblies or fabrications. All decorative elements are die cast or extruded aluminum.

MOUNTING - Classic Hook (CH), Side Arm (SA - 4" O.D. minimum pole top required), Wall Mount (W - for use with CH or SA style), Universal Pole Clamp (UCL) available. See Steel Round Pole and Aluminum Round Pole data sheets for pole selection information. Side Arm pole mount requires 3" reduced drilling pattern. Classic hook mount requires a 4" O.D. pole or tenon.

ELECTRICAL - Two-stage surge protection (including separate surge protection built into electronic driver) meets IEEE C62.41.2-2002, Location Category C. Available with universal voltage power supply 120-277VAC (UE - 50/60Hz input), and 347-480 VAC. Optional button-type photocells (PCI) are available in 120, 208, 240, 277 or 347 volt (supply voltage must be specified).

DRIVERS - Available in SS (Super Saver) and HO (High Output) drive currents (Drive currents are factory programmed.). Components are fully encased in potting material for moisture resistance. Driver complies with FCC standards. Driver and key electronic components can easily be accessed.

OPERATING TEMPERATURE - -40°C to +50°C (-40°F to +122°F).

FINISH - Each fixture is finished with LSI's DuraGrip polyester powder coat process. The DuraGrip finish withstands extreme weather changes without cracking or peeling.

WARRANTY - LSI LED fixtures carry a limited 5-year warranty.

PHOTOMETRICS - Please visit our web site at www.lsi-industries.com for detailed photometric data.

SHIPPING WEIGHT (IN CARTON) - 36 lbs. (16.3 kg)

LISTINGS - UL listed to U.S. and Canadian safety standards. Suitable for wet locations

LIGHT OUTPUT - XDLM					
		Lumens (Nominal)			Watts (Nominal)
		Type 3	Type FT	Type 5	
Cool White	SS	13470	14080	13310	136
	HO	18730	19920	18480	205
Neutral White	SS	11180	11780	11130	136
	HO	18070	19370	18080	205
Warm White	SS	11440	11980	11040	136
	HO	15380	16350	15130	205

LED Chips are frequently updated therefore values may increase.

This product, or selected versions of this product, meet the standards listed below. Please consult factory for your specific requirements.



Project Name _____ Fixture Type _____

Catalog # _____

10/2416

© 2016

LSI INDUSTRIES INC.

LED LIFESTYLE MEDIUM DECORATIVE AREA LIGHTS (XDLM)

PRODUCT ORDERING INFORMATION

TYPICAL ORDER EXAMPLE: **XDLMB 3 LED SS CW UE BLK CH S PCI120**

Prefix	Distribution	Light Source	Drive Current	Color Temp	Input Voltage	Finish	Mounting Style ^{1,2}	Mounting Configuration ^{1,2}	Options
XDLMA ¹ Angle Shade	3 - Type III 5 - Type V FT - Forward Throw	LED	SS - Super Saver HO - High Output	CW - Cool White (5000K) NW - Neutral White (4000K) WW - Warm White (3500K)	UE - Universal Electronic (120-277V) 347-480 Universal Voltage (347-480V)	BLK - Black BRZ - Bronze WHT - White GPT - Graphite MSV - Metallic Silver PLP - Platinum Plus SVG - Satin Verde Green	CH - Classic Hook SA4 - Side Arm Mount for 4" O.D. Round Poles ³ SA5 - Side Arm Mount for 5" O.D. Round Poles ³ UCL4 - Universal Pole Clamp for 4" O.D. Round Poles UCL5 - Universal Pole Clamp for 5" O.D. Round Poles	S - Single D180 - Double D90 - Double ⁴ T90 - Triple ⁴ TN120 - Triple ⁴ Q90 - Quad ⁴ W - Wall Mount	Button Type Photocells PCI120 - 120V PCI208-277V - 208-277V PCI347 - 347V DIM - 0-10 Volt Dimming (from external signal) ⁵ BLS - Bi-level Switching (from external 120-277V signal) ⁵
XDLMB ¹ Bell Shade									

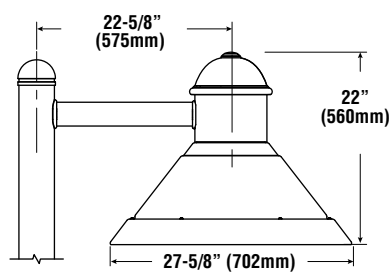
ACCESSORY ORDERING INFORMATION (Accessories are field installed)			
Description	Order Number	Description	Order Number
FK120 Single Fusing (120V)	FK120 ⁶	DFK480 Double Fusing (480V)	DFK480 ⁶
FK277 Single Fusing (277V)	FK277 ⁶	FK347 Single Fusing (347V)	FK347 ⁶
DFK208, 240 Double Fusing (208V, 240V)	DFK208, 240 ⁶		

LUMINAIRE EPA CHART - XDLM		
	Single	1.8
	D180°	3.1
	D90°	2.7
	T90°	4.0
	TN120°	4.0
	Q90°	4.9
Note: Includes Bracket		

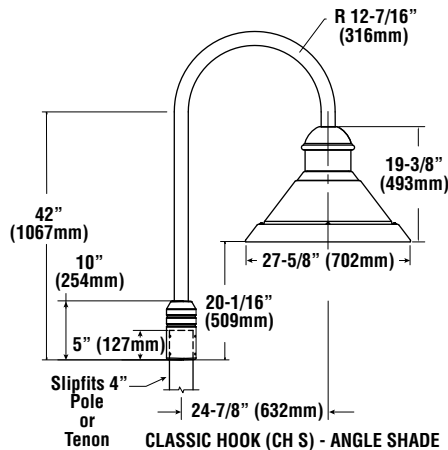
FOOTNOTES:

- When ordering a multiple configuration (D180, etc.) order one fixture/bracket configuration per pole - i.e. order one XDLMB 3 LED SS CW UE BLK CH D180 PCI120 to receive two fixtures and one CH D180 bracket (see drawing on this page). See STEEL ROUND POLES and ALUMINUM ROUND POLES data sheets for pole ordering information.
- See Lifestyle Bracket ordering chart for Mounting Style/Configurations availability.
- 3" reduced drilling pattern required.
- For use with SA4 and SA5 mounting styles only.
- DIM and BLS cannot be ordered together.
- Fusing must be located in the hand hole of pole.

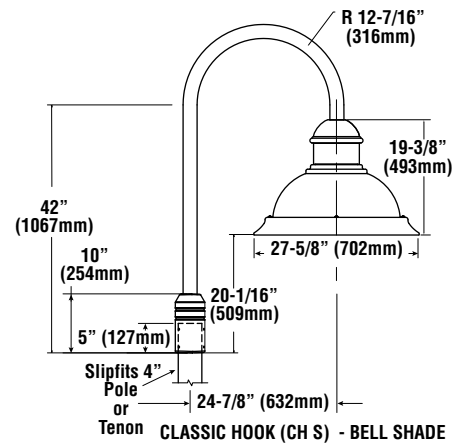
DIMENSIONS



SIDE ARM (SA4 S) - ANGLE SHADE

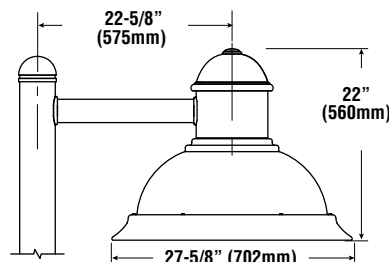


CLASSIC HOOK (CH S) - ANGLE SHADE

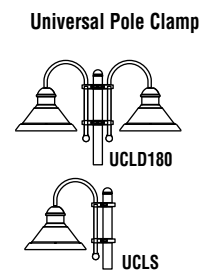
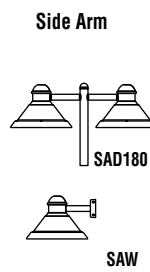
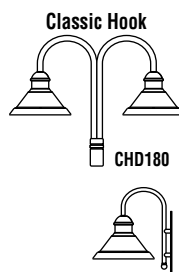


CLASSIC HOOK (CH S) - BELL SHADE

See Lifestyle Brackets and Mounts in outdoor section of latest Buyers Guide for details on other bracket sizes.



SIDE ARM (SA4 S) - BELL SHADE



Project Name _____ Fixture Type _____
Catalog # _____

10/2416
© 2016
LSI INDUSTRIES INC.

LED LIFESTYLE MEDIUM DECORATIVE AREA LIGHTS (XDLM)

BUG LISTING

XDLM - TYPE 3

Drive Current	Color Temp.*	Lumens	Watts	LER	BUG Rating
HO	CW	18,728	208	91	B3-U0-G2
	NW	18,068	204	89	B3-U0-G2
	WW	15,385	204	75	B2-U0-G2
SS	CW	13,466	137	99	B2-U0-G2
	NW	11,179	137	82	B2-U0-G2
	WW	11,440	140	82	B2-U0-G2

XDLM - TYPE 5

Drive Current	Color Temp.*	Lumens	Watts	LER	BUG Rating
HO	CW	18,482	205	90	B4-U0-G2
	NW	18,079	204	89	B4-U0-G2
	WW	15,129	204	74	B4-U0-G2
SS	CW	13,310	137	98	B3-U0-G2
	NW	11,132	136	82	B3-U0-G2
	WW	11,041	140	79	B3-U0-G2

XDLM - TYPE FT

Drive Current	Color Temp.*	Lumens	Watts	LER	BUG Rating
HO	CW	19,927	205	97	B1-U0-G3
	NW	19,374	204	95	B1-U0-G3
	WW	16,350	204	80	B1-U0-G3
SS	CW	14,081	136	103	B1-U0-G3
	NW	11,780	136	86	B1-U0-G3
	WW	11,980	140	86	B1-U0-G3

* Color Temperature: WW-3000K, NW-4000K, CW-5000K



Project Name _____ Fixture Type _____
 Catalog # _____

10/2416
 © 2016
 LSI INDUSTRIES INC.