

# ENTERPRISE / INTREPID / LEXINGTON PT LED Series

## INSTALLATION & ASSEMBLY INSTRUCTIONS

- WARNING:** BEFORE PROCEEDING, READ ALL INSTRUCTIONS CAREFULLY TO INSURE PROPER AND SAFE INSTALLATION.
- WARNING:** RISK OF FIRE OR ELECTRICAL SHOCK. DISCONNECT POWER BEFORE INSTALLING OR SERVICING.
- WARNING:** RISK OF ELECTRICAL SHOCK.
- WARNING:** ALL WIRING TO BE PERFORMED PER NATIONAL ELECTRICAL CODE AND LOCAL CODE BY A QUALIFIED ELECTRICIAN.
- WARNING:** VERIFY THAT SITE INPUT VOLTAGE MATCHES DRIVER VOLTAGE RATING BEFORE WIRING.
- WARNING:** FAILURE TO FOLLOW THE INSTRUCTIONS COULD RESULT IN DAMAGE TO THE PRODUCT & VOID ALL WARRANTIES!
- NOTE:** KEEP THESE INSTRUCTIONS FOR FUTURE REFERENCE.

### LUMINAIRE ASSEMBLY:

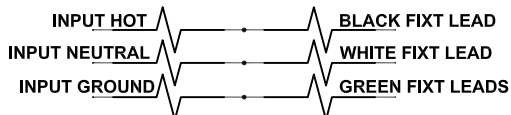
#### ASSEMBLY TOOLS REQUIRED:

- 3/16" HEX KEY WRENCH    TORX T-25 DRIVER  
5/32" HEX KEY WRENCH    FISH TAPE

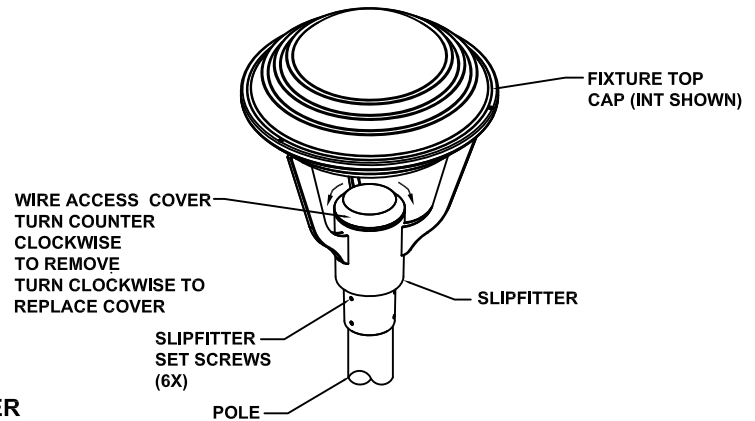
**NOTE:** PACKAGING MATERIALS SHOULD BE USED TO PROTECT PAINT FINISH WHEN ASSEMBLING FIXTURES & POLES ON PARKING LOT SURFACE OR GROUND.

- ⚠ **MAKE CERTAIN THE POWER SUPPLY IS TURNED OFF BEFORE STARTING INSTALLATION.**
- ⚠ **MAKE CERTAIN LINE VOLTAGE CORRESPONDS WITH DRIVER PRIMARY VOLTAGE SELECTED ON BALLAST TERMINAL BLOCK!**

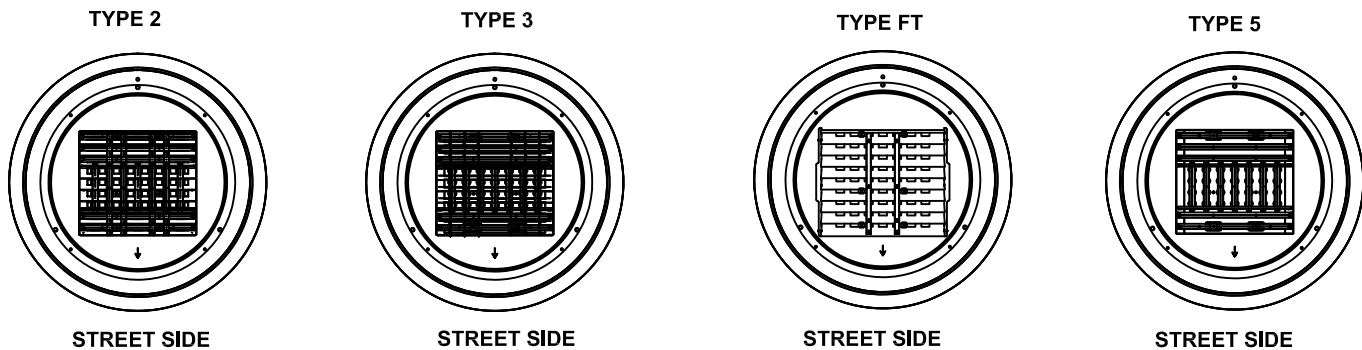
1. CAREFULLY FEED LUMINAIRE LEADS COILED IN SLIPFITTER INTO POLE TOP WITH FISH TAPE. SLIDE FIXTURE SLIPFITTER ONTO POLE OR TENON. TIGHTEN SLIPFITTER SET SCREWS (6X) TO 60-72 IN/LBS TORQUE. DO NOT OVER TIGHTEN!
2. UNSCREW WIRE ACCESS COVER BY TURNING COUNTER CLOCKWISE. INSERT SUPPLY LEAD WIRES INTO TERMINAL BLOCK. BLK TO LINE, WHT TO COM, GREEN TO GROUND. TIGHTEN TERMINAL SCREWS TO 4.4 IN/LBS TORQUE. REPLACE WIRE ACCESS COVER BY SCREWING CLOCKWISE UNTIL COVER SEATS SNUGLY AGAINST O-RING SEAL.



3. FIXTURE MAY NEED TO BE ROTATED ONCE POLE IS ERECTED. LOOSEN SLIPFITTER SET SCREWS & ROTATE FIXTURE ASSEMBLY TO PROPERLY ORIENT OPTICS PER THE SITE LIGHTING PLAN. TYPE 2, 3, FT, & 5 OPTIC BEAM DIRECTION ARROW INDICATES PRIMARY DIRECTION OF REFLECTOR BEAM. ONCE FIXTURES ARE ROTATED PROPERLY, RE-TIGHTEN SLIPFITTER SET SCREWS (6X) TO 60-72 IN/LBS TORQUE. DO NOT OVER TIGHTEN!



### OPTICS:



A Company with a *Smart Vision*

**INSTALLATION QUESTIONS?**  
**CALL LSI FIELD SERVICE**  
**800-436-7800 EXT 3300**  
**FAX 513-984-9723**