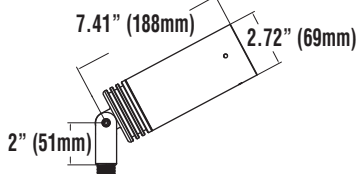


# LED ALV PAR20 ACCENT LIGHTS (XALV AL) – LINE VOLTAGE

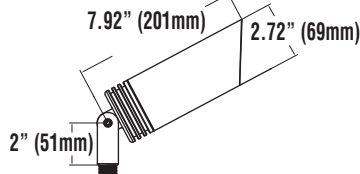


## DIMENSIONS

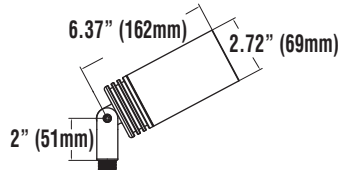
### XALV AL PAR20 LED SCDR



### XALV AL PAR20 LED S3DR



### XALV AL PAR20 LED SSDR



**SHIELD/LENS ASSEMBLY** – Available in six combinations to maximize design flexibility.

Shield is machined from premium alloys to match housing. Lenses are tempered glass. Select R – Recessed flat lens or F – Flush machined lens (for improved drainage).

**SSDR** – Short Shield – Recessed Lens; **SSUF** – Short Shield – Flush Lens

**SCDR** – Collar Shield – Recessed lens & Aqueducts; **SCUA** – Collar Shield – Flush Lens and Aqueducts; **S3DR** – 30° Cutoff Shield – Recessed Lens; **S3UF** – 30° Cutoff Shield – Flush Lens

**EXPECTED LIFE** - Minimum 60,000 hours, depending upon the ambient operating temperature of the installation location.

**LED MODULE** - LED PAR20 Line Voltage, module offers a choice of 3 color temperatures; Neutral White (4000K), Warm White (3000K) and Very Warm (2700K), CRI>80 (nominal). The lamp features 4 “field selectable” light levels of 100%, 80%, 55% & 18%, via an easily accessible push button.

**OPTICS / DISTRIBUTION** - Choice of 4 beam patterns; Spot (SP) = 15°, Narrow Flood (NF) = 23°, Flood (FL) = 35° and Wide Flood (WF) = 51°, that puts the light where it is needed, in the most efficient way possible. XALV Sign Lights are easy to adjust, aim and lock in place.

**WIRING** - Pre-wired with 200°C rated Tefzel wire.

**HOUSING** - Aluminum housing is CNC machined from premium 6061-T6 alum solid bar alloy.

**MOUNTING** - RM – Rear Mount arms have a ½” NPSM threaded stainless steel knuckle for attachment to J-box or mounts.

**ELECTRICAL** - 120 VAC, 50/60 HZ input. Complies with UL8750 safety regulations and with ANSI/IEEE C62.41 Class A operation.

**LED ENGINE** - Powered by a fully integrated, constant current, line voltage Class 2 LED driver, with active power factor correction. Phase dimmable.

**OPERATING TEMPERATURE** - -40°C to 55°C (-40°F to +131°F)

**FINISH** - Standard finishes BRS - Bronze Smooth, WHS – White Smooth and BKS – Black Smooth. MSV – Metallic Silver, SVG – Satin Verde Green and Graphite are textured finishes. All finishes are in a UV resistant, thermoset polyester powder coat finish, which provides durable protection from environmental conditions, corrosion and the elements.

**WARRANTY** - Limited 5-year warranty.

## EXTRA VALUE FEATURES:

- Premium aluminum alloys protected by a chromate conversion process and polyester powder coat finish, provide XALV Series with incredible corrosion resistance, ensuring a long life and trouble free operation.
- Precision O-ring sealing system between the lens and housing are high temperature silicone or Viton fluoroelastomer material, prevents dust and water ingress.
- Posi-Seal provides reliable protection against water and dirt intrusion. No RTV silicone is used to seal XALV fixtures.
- Available Spread Lenses, Color Filters, and Louvers expand performance.
- Shield/Lens combinations give designers unequalled choice and flexibility.

**PHOTOMETRICS** - Please visit our web site at [www.lsi-industries.com](http://www.lsi-industries.com) for detailed photometric data.

**SHIPPING WEIGHT** - 5 lbs.

**LISTINGS** - UL listed to UL8750. Suitable for wet locations.

This product, or selected versions of this product, meet the standards listed below. Please consult factory for your specific requirements.



Project Name \_\_\_\_\_ Fixture Type \_\_\_\_\_

Catalog # \_\_\_\_\_

04/29/15

© 2015

LSI INDUSTRIES INC.

# LED ALV PAR20 ACCENT LIGHTS (XALV AL) – LINE VOLTAGE


## PRODUCT ORDERING INFORMATION

TYPICAL ORDER EXAMPLE: **XALV AL LED20 NW FL 120V S3UF MSV SPB**

Prefix	Type	Light Source	Color Temp <sup>2</sup>	Beam Angle <sup>3</sup>	Voltage	Shield(s)	Finish	Mounting Accessories
XALV (LED ALV - Line Voltage)	AL - Accent Light	LED20 <sup>1</sup>	NW - Neutral White (4000K) WW - Warm White (3000K) VW - Very Warm White (2700K)	SP - Spot Flood NF - Narrow Flood FL - Flood WF - Wide Flood	120V	SSDR - Short Shield - Recessed Lens SSUF - Short Shield - Flush Lens SCDR - Collar Shield - Recessed Lens Aqueducts SCUA - Collar Shield - Flush Lens Aqueducts S3DR - 30° Cutoff Shield - Recessed Lens S3UF - 30° Cutoff Shield - Flush Lens	BKS - Black Smooth BRS - Bronze Smooth WHS - White Smooth SVG - Satin Verde Green Textured MSV - Metallic Silver Textured GPT - Graphite Textured	NO - None  <b>Mounting Spikes</b> SPB - Heavy Duty Spike for Line or Low JEP12 - 12" PVC Ground Conduit Mount JEP18 - 18" PVC Ground Conduit Mount <b>Junction Boxes</b> CFH LB - Composite Grade Mount J-Box  <b>ACCESSORIES<sup>4</sup></b> CFX20 - PAR20 Color Filters <sup>5</sup> HL20 - PAR20 Hexcell Louvers LS20 - PAR20 Linear Spread Lenses PS20 - PAR20 Prismatic Spread Lenses

### NOTES:

1. PAR20 - LED Module provides choice of 4 field selectable light levels: 100%, 80%, 55% & 18%.
2. Color Temperatures; NW = 4,000K, WW = 3,000K, VW = 2,700K.
3. Beam Angle: SP = 15 degrees, NF = 23 degrees, FL = 35 degrees, WF = 51 degrees.
4. Only Single Filter/Louver Accessory Can Be Installed in Shield
5. Color Filters - Replace "X" with required filter - R-Red, G-Green, B-Blue, Y-Yellow.



Project Name \_\_\_\_\_ Fixture Type \_\_\_\_\_  
Catalog # \_\_\_\_\_

04/29/15  
© 2015  
LSI INDUSTRIES INC.