


Catalog # :

Project :

Prepared By :

Date :



## SFP22 Edge-lit LED Panel

The ultra-thin, edge-lit LED panel (SFP22) series is designed to deliver general ambient lighting in a variety of indoor settings, including schools, offices, hospitals and stores, and is the perfect choice for both new construction and retrofits. This high efficacy luminaire provides long-life and uniform illumination, as well as standard 0-10v dimming capability.

### Features & Specifications

#### Optical System

- Laser etched PMMA Light Guide Plate for uniform lighting.
- Smooth patterned impact-resistant white diffuse lens provides high visual comfort.
- Utilizes edge-lit technology, provides full diffusion with excellent uniformity.
- 120° beam angle provides high vertical illumination.
- Available in 5000K, 4000K and 3500K color temperatures.
- Minimum CRI of 80.

#### Electrical

- High-performance driver features over-voltage, under voltage, short-circuit and over temperature protection.
- 0-10 volt dimming (10% - 100%) standard.
- Standard Universal Voltage (120-277 Vac) Input 50/60 Hz.
- L70 Calculated Life: >50k Hours
- Total harmonic distortion: <20%
- Operating temperature: -25°C to +45°C (-13°F to +113°F)
- Power factor: >.90
- Input power stays constant over life.

#### Construction

- Rigid frame is die-formed code gauge steel and aluminum for consistency and strength.
- Mounting pan comes equipped with integral NEC compliant earthquake clips.
- Ultra-slim < 2" luminaire height and lightweight design effectively target a broad range of plenum/wall spaces and allow for easy installations.
- Luminaire is painted after fabrication following treatment with phosphate rust inhibitor. Finish coating of housing reflecting surfaces is with high-reflectance white (minimum 92%) polyester powder.
- Shipping weight: 16.5 lbs in carton.



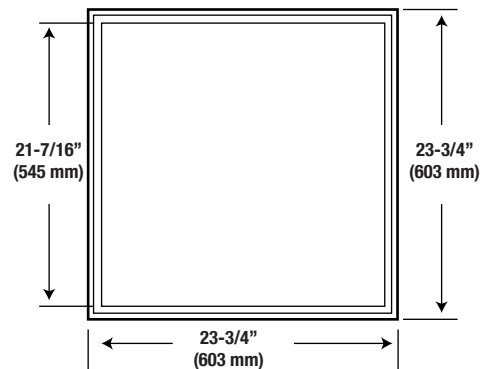
Dimmable



damp location



### Dimensions





# SFP22

## Edge-lit LED Panel

### Features & Specifications (Cont.)

#### Installation

- Luminaire installs by lifting it through grid ceiling and resting it on the T-bars.
- Luminaire installs onto standard 15/16" and narrow 9/16" T-grid ceiling systems.
- An accessory flange kit is available for installing into drywall or plaster.
- Optional surface mount or suspended 4 point aircraft cable mount is available via accessory kits.

#### Warranty

- LSI LED Fixtures carry a 5-year warranty.

#### Listing

- Listed to UL 1598 and UL 8750.
- RoHS Compliant.
- DesignLights Consortium® (DLC) qualified product. Not all versions of this product may be DLC qualified. Please check the DLC Qualified Products List at [www.designlights.org/QPL](http://www.designlights.org/QPL) to confirm which versions are qualified.
- Lighting Facts Approved.
- Suitable For Damp Locations.
- IC Rated

### Performance

#### DELIVERED LUMENS

3500K		4000K		5000K		Wattage
Delivered Lumens	LPW	Delivered Lumens	LPW	Delivered Lumens	LPW	
2,953	98	3,000	100	3,163	105	30

\*LED Chips are frequently updated therefore values may increase.

#### ELECTRICAL DATA

120V	208V	240V	277V
0.25A	0.14A	0.13A	0.11A

\*Electrical data at 25C (77F). Actual wattage may differ by +/-10%.



# SFP22 Edge-lit LED Panel

## Luminaire Ordering Guide


TYPICAL ORDER EXAMPLE: **SFP22 LED 30 UE DIM 40**

Family/Size	LED Gen	Lumen Package	Voltage	Driver	Color Temperature
SFP22 - (2x2)	LED	30 - 3000 Lumens	UE - Universal Voltage (120-277V)	DIM - Dims to 10% (0-10v dimming)	35 - 3500K 40 - 4000K 50 - 5000K

### Accessory Ordering Information (Accessories are field installed)

Description	Order Number
Surface-Mount kit	650326
Suspension-Mount kit	650323
Replacement Driver 30W	650328
Flange Kit 2x2	FK22


### Frame Kits for Surface Mount Panels

Item	Part No. & Specification
	Part: SFPSMK22  For 23.74" x 23.74" panel surface mounted Dimension: 24.02" x 24.02" x 2.17" White color finished

### Approved Dimming Controls Maximum of eight fixtures allowed per dimming circuit.

Manufacturer	Product	Model	Order Number
LSI	0-10V Dimmer	DS10	596066
LSI	Wall Switch Sensor with 0-10V Dimmer	WS10-OS	632700WHT

### Hanging Steel Wire for Panels

Item	Part No. & Specification
	Part: SFPACK4  1 set with 4pcs 1.5m steel wire, 4pcs wire lock, 4pcs plastic nails 4pcs screw Use for 2x2 square panel hanging installation



# SFP22

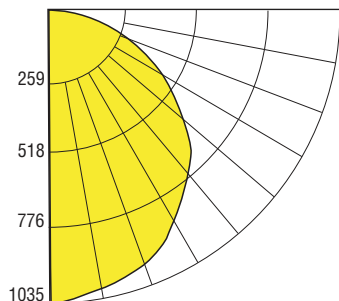
## Edge-lit LED Panel

### Photometry

Luminaire photometry has been conducted by a NVLAP accredited testing laboratory in accordance with IESNA LM-79-08. As specified by IESNA LM-79-08 the entire luminaire is tested as the source resulting in a luminaire efficiency of 100%.

See <http://www.lsi-industries.com/products/led-lighting-solutions.aspx> for detailed photometric data

#### SFP22



ZONAL LUMEN SUMMARY		
ZONE	LUMENS	% OF LUMINAIRE
0-20	373.01	12.40
0-30	794.15	26.50
0-40	1302.75	43.40
0-60	2318.69	77.30
0-80	2923.94	97.50
0-90	2999.33	100.00
10-90	2902.54	96.80
20-40	7665.32	31.00
20-50	1461.72	48.70
40-70	1390.91	46.40
60-80	605.26	20.20
70-80	230.28	7.70
80-90	75.38	2.50
90-180	0.19	0.00
0-180	2999.51	100.00