

## DESCRIPTION

The Fail-Safe Harmony VR Linear provides exceptional aesthetics with remarkable strength. A wide variety of lamp options and connection configurations offer unmatched versatility for a wide range of applications. Die-Cast end caps, heavy extruded aluminum body provides strength and rigidity for complex environments while an extruded linear ribbed polycarbonate lens obscures the lamp image and spreads light evenly. The Harmony VR Linear is ideal for areas where the need for aesthetics and protection from vandalism are critical. Perfect for schools, hospitals, corridors, dormitories, public restrooms, common areas, and transit stations.

## SPECIFICATION FEATURES

### Housing

Heavy-duty, extruded aluminum rails and die-cast end caps provide rigid construction. Smooth, flat end caps provided with internal 7/8" knockouts. Finished in white finish standard. Optional architectural colors available.

### Fasteners

Stainless steel TORX® with center reject pin and allen head set screws provided. Screw heads are side mounted and concealed under lens.

### Lens

One-piece, extruded UV stabilized polycarbonate. Unique linear ribbed design provides even light distribution while obscuring lamp image and direct glare. Internal ribs reduce dirt build-up and make cleaning easier. Nominal thickness 0.135".

### Reflector

20 ga. CRS with white high reflectance polyester powder coat finish. Reflector serves as ballast and wireway cover.

### Lamps

By others.

### Ballast

Ballasts are CBM/ETL Class "P" and positively secured to housing.

### Socket

Pressure lock lampholders.

### Labels

UL/cUL listed for wet locations under covered ceiling, surface mount. Damp location standard for all other mountings. IP64 optional.



## HVL12

12" Individual

4'

8'

Harmony

T5

T8

Vandal Resistant


Linear

Polycarbonate

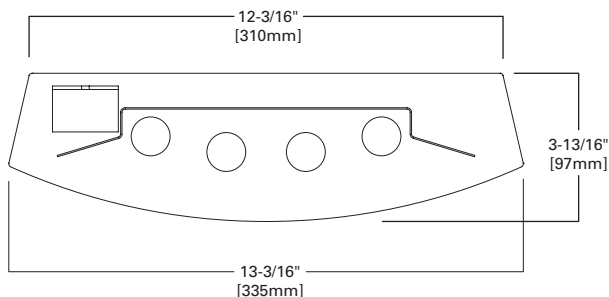
Clear Linear Ribbed or Smooth

Opal

**HARMONY™**  
Vandal Resistant



## END DIMENSIONS



## ENERGY DATA

For Energy Management related technical data to support the performance of this fixture series, refer to the ordering information for input wattage.

TORX® is a registered trademark of Camcar Division of Textron Inc.

## ORDERING INFORMATION

SAMPLE NUMBER: HVL12-232-277V-C-EB81-S

Product Family	Lamp Type	Voltage	Lens Type	Ballast	End Caps	Options	Finish	Accessories (Order Separately)
<b>HVL12</b> =Harmony VR Linear 12" Width, 2' or 4' Length  <b>8THVL12</b> =Harmony VR Linear 12" Width, 8' Length  <b>2' Length</b> <b>214</b> =(2) 14W T5 Lamps <b>314</b> =(3) 14W T5 Lamps <sup>3</sup> <b>414</b> =(4) 14W T5 Lamps <sup>3</sup> <b>224</b> =(2) 24W T5HO Lamps <b>324</b> =(3) 24W T5HO Lamps <sup>3</sup> <b>424</b> =(4) 24W T5HO Lamps <sup>3</sup> <b>217</b> =(2) 17W T8 Lamps <b>317</b> =(3) 17W T8 Lamps <b>417</b> =(4) 17W T8 Lamps  <b>3' Length</b> <b>221</b> =(2) 21W T5 Lamps <b>321</b> =(3) 21W T5 Lamps <b>421</b> =(4) 21W T5 Lamps <b>239</b> =(2) 39W T5HO Lamps <b>339</b> =(3) 39W T5HO Lamps <b>439</b> =(4) 39W T5HO Lamps <b>225</b> =(2) 25W T8 Lamps <b>325</b> =(3) 25W T8 Lamps <b>425</b> =(4) 25W T8 Lamps	<b>Lamp Type</b> <b>4' Length</b> <b>228</b> =(2) 28W T5 Lamps <b>328</b> =(3) 28W T5 Lamps <b>428</b> =(4) 28W T5 Lamps <b>254</b> =(2) 54W T5HO Lamps <b>354</b> =(3) 54W T5HO Lamps <b>454</b> =(4) 54W T5HO Lamps <b>232</b> =(2) 32W T8 Lamps <b>332</b> =(3) 32W T8 Lamps <b>432</b> =(4) 32W T8 Lamps  <b>8' Length</b> <b>228</b> =(2) 28W T5 Lamps <b>328</b> =(3) 28W T5 Lamps <b>428</b> =(4) 28W T5 Lamps <b>254</b> =(2) 54W T5HO Lamps <b>354</b> =(3) 54W T5HO Lamps <b>454</b> =(4) 54W T5HO Lamps <b>232</b> =(2) 32W T8 Lamps <b>332</b> =(3) 32W T8 Lamps <b>432</b> =(4) 32W T8 Lamps	<b>Voltage</b> <b>120</b> =120V <b>277</b> =277V <b>347</b> =347V <b>UNV</b> =120-277V <b>UNC</b> =347-480V  <b>Lens Type</b> <b>C</b> =Clear, Linear Ribbed (smooth on outside) <b>O</b> =Opal, Smooth (no ribs)  <b>Electronic Ballast</b> <b>EB51</b> =(1) Ballast for use with T5 lamp <b>EB52</b> =(2) Ballasts for use with T5 lamp <b>EB53</b> =(3) Ballasts for use with T5 lamp <b>EB54</b> =(4) Ballasts for use with T5 lamp <b>EB81</b> =(1) Ballast for use with T8 lamp <b>EB82</b> =(2) Ballasts for use with T8 lamps <b>EB83</b> =(3) Ballast for use with T8 lamp <b>EB84</b> =(4) Ballasts for use with T8 lamps  <b>D</b> =Decorative End Caps, Sculpted <b>S</b> =Smooth End Caps, Flat				<b>EL4</b> =EM Pack, T8 <sup>1, 3, 4</sup> <b>EL5</b> =EM Pack, T5, T5HO <sup>1, 3, 4</sup> <b>FNL</b> =Fluorescent Night Light (5, 7, 9W) <sup>1</sup> <b>PM</b> =Pendant Mount <sup>2, 9</sup> <b>GLR</b> =Fuse and Holder <b>TILW</b> =Tandem Inline Wiring (8T only) <b>UPL</b> =Uplight <sup>10</sup> <b>NSF</b> =Certified NSF Rating for Food Industry  <b>P11BLK-6PP-WG</b> =Single circuit harness, hot conductor black and white neutral connected to driver(s), with ground <sup>5, 6</sup> <b>P12BLK-6PP-WG</b> =Dual circuit harness, hot black conductor and white neutral connected to driver(s), with ground <sup>5, 6</sup> <b>P12BLU-6PP-WG</b> =Dual circuit harness, hot blue conductor and white neutral connected to driver(s), with ground <sup>5, 6</sup> <b>IB/OB</b> =Inboard/outboard wiring (only necessary for 8T- 2', 4' fixtures default to IB/OB) <b>OS</b> =Integral motion/occupancy sensor (within lens) <sup>7, 8</sup> <b>IP64</b> =IP64 Compliant <sup>9</sup> <b>NAT</b> =Natorium Finish, Aluminum Components, Stainless steel Hardware	<b>Blank</b> =Architectural White <b>BK</b> =Architectural Black <b>DP</b> =Dark Platinum  <b>VRSD</b> =T20 Center Pin Tamperproof TORX®-head bit	

**Notes:**

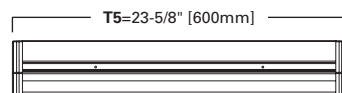
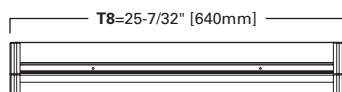
- 1 Must specify voltage.
- 2 Stems must be ordered separately.
- 3 When (2) T5 or T5HO ballasts are specified with 2' units, EBP is not available.
- 4 Standard EBP is low-profile (1.18" height). For larger profile EBP, wireway cover size is increased to fit over the EBP which causes a noticeable shadow/dark spot when fixture is illuminated. Consult factory for details.
- 5 Consult factory for additional configurations.
- 6 Black conductor connected to outboard lamp - default at factory with inboard/outboard wiring.
- 7 Connected to all ballasts on fixture. Consult factory for other OS/lamp configurations.
- 8 3-lamp cross section maximum.
- 9 IP64 not available with PM option.
- 10 Available with PM option only.

## SIDE DIMENSIONS

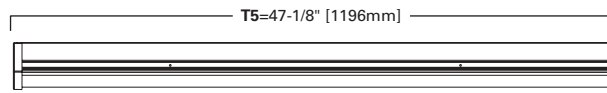
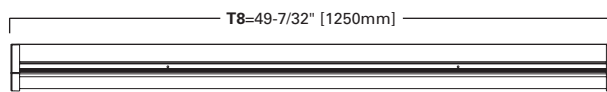
Consult factory for 8' dimensions.

## SMOOTH END CAPS

2'

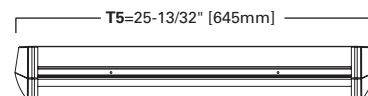
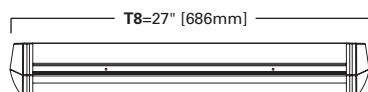


4'

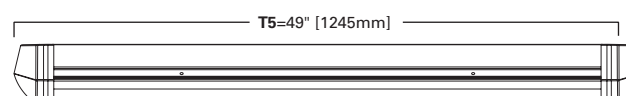
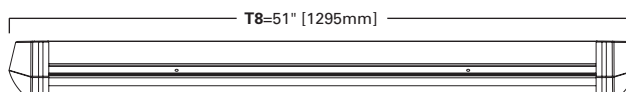


## DECORATIVE END CAPS

2'



4'

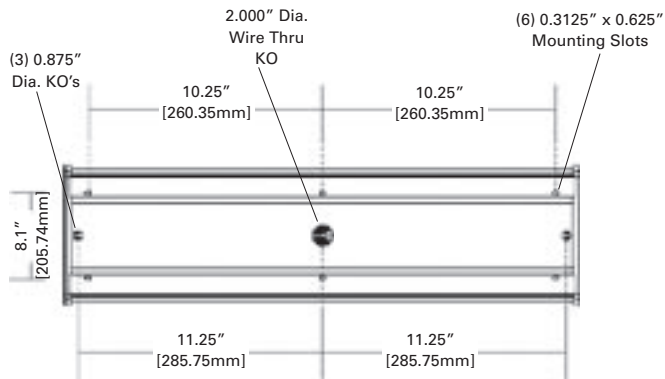


## MOUNTING DIMENSIONS

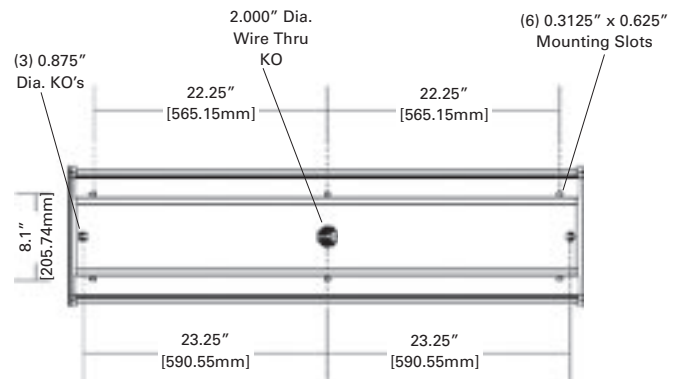
## MOUNTING DIMENSIONS

Consult factory for 8' dimensions.

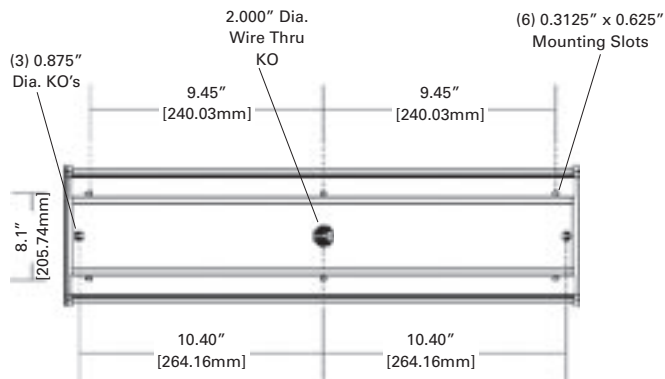
## 2' T8 FIXTURE



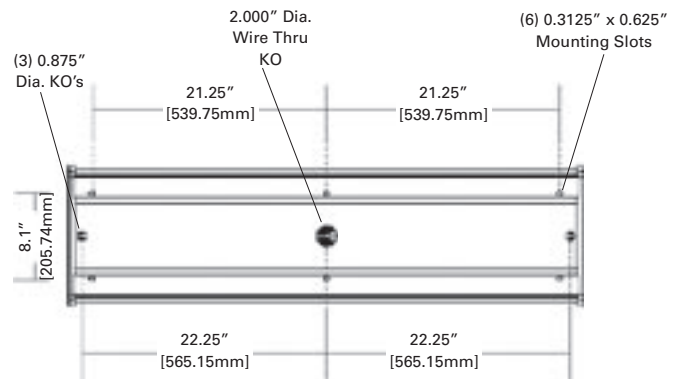
## 4' T8 FIXTURE



## 2' T5 FIXTURE



## 4' T5 FIXTURE



## Lifetime Warranty

Fail-Safe will repair or provide a replacement fixture for any VR architectural luminaire found to be inoperative due to physical abuse for the duration of the installation. \*\* This includes all VR polycarbonate lens luminaires. This warranty is only valid to proper installation of the luminaire, using the four-point mounting method for all luminaires. Furthermore, Fail-Safe cannot warranty product against some forms of anti-social human behavior involving corrosive chemicals, fire, paint or gunfire.

\*\* To make a claim, contact your Cooper Lighting Agent to arrange an RMA (Return Material Authorization) for the claimed product. Upon receipt and verification of the defect, Cooper Lighting will return to you a repaired or, at Cooper Lighting's sole option, replacement fixture.

## CONNECTORS AND ACCESSORIES

**8" CORNER MOUNT BRACKET <sup>1</sup>****HVL8-2T5CM** = 8", 2Ft. T5 Corner Mount**HVL8-2T8CM** = 8", 2Ft. T8 Corner Mount**HVL8-2LEDCM** = 8", 2Ft. LED Corner Mount**HVL8-4T5CM** = 8", 4Ft. T5 Corner Mount**HVL8-4T8CM** = 8", 4Ft. T8 Corner Mount**HVL8-4LEDCM** = 8", 4Ft. LED Corner Mount**Note:** <sup>1</sup> Requires 90-degree offset 1/4" driver and VRSB bit for installation.**12" CORNER MOUNT BRACKET <sup>1</sup>****HVL12-2T5CM** = 12", 2Ft. T5 Corner Mount**HVL12-2T8CM** = 12", 2Ft. T8 Corner Mount**HVL12-2LEDCM** = 12", 2Ft. LED Corner Mount**HVL12-4T5CM** = 12", 4Ft. T5 Corner Mount**HVL12-4T8CM** = 12", 4Ft. T8 Corner Mount**HVL12-4LEDCM** = 12", 4Ft. LED Corner Mount**Note:** <sup>1</sup> Requires 90-degree offset 1/4" driver and VRSB bit for installation.**PENDANT MOUNT: Suspension Sets - Stem Sets****XX** = Length ( 6, 8, 12, 24, 36, 48, 60, 72)**SCF-XX-B** = Fixed Stem Set

Used with all surface fixtures as stem sets. One set consists of one stem assembly. Minimum of two sets required per fixture. Not rated WL under covered ceiling.

**NOTE:** Coupler, 3/8" IPS Pipe Coupler to join lengths. Coupler is standard baked white enamel or special order of black. Must specify pendant mount (PM) option on luminaire.