

DESCRIPTION

The Arrowlinear fixture is a linear asymmetric system of lighting designed for wall washing and signage type applications. The fixture has three color temperatures, multiple lengths and configurations, extruded aluminum housings, die cast end caps and mounting arms, and diffused acrylic lens. It is a simple and effective linear asymmetric lighting solution.

Catalog #	Type
Project	
Comments	Date
Prepared by	

SPECIFICATION FEATURES

Construction

Housing is corrosion-resistant. Type 6063-T6 aluminum extrusion with die-cast aluminum end caps. End caps are secured by concealed stainless steel fasteners. Housing, end caps, and lens are sealed with single, closed cell silicone gaskets. Stainless steel hardware is standard. Reflector is constructed from 22 gauge cold rolled steel and pre-painted reflective white.

A slightly diffused acrylic lens is standard, constructed of impact-resistant, U.V. stabilized virgin acrylic to prevent discoloration.

Electrical

LED fixtures use >0.9 power factor UL 1310 Class 2 AC to DC driver with built-in dimming. Integral LED light engines are easily replaceable in the field. Offered in 80+ CRI for 3000K, 3500K, 4000K CCT.

Mounting

Fixture includes Slide-N-Mount™ adjustable, lockable, mounting arms constructed from Type 383 die-cast aluminum. Support structure by others.

Finish

Fixture housing is coated using electro-statically charged polyester powder coat paint for superior protection against fade and wear. Standard colors include white, silver, black, and bronze. Consult factory for custom colors.

Aiming

Fixture includes the PointGrab2™ lockable aiming system, providing minimum 180 degree vertical adjustment of the fixture housing in 5 degree increments. The aiming feature locks securely in place by means of a stainless steel locking mechanism.

Compliance

UL / cUL listed for use in damp locations.

Environment

Suited for indoor locations only.



ARROWLINEAR

LED

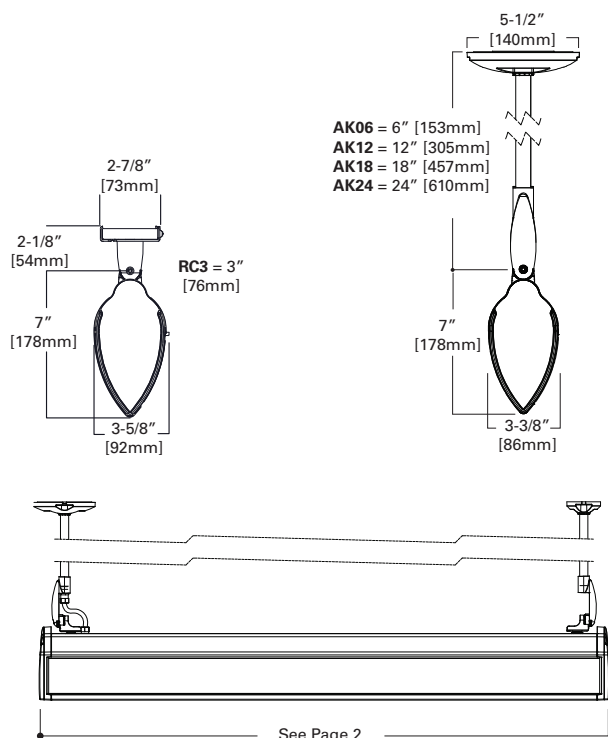
Ceiling Mount

Asymmetric Indirect

Individual Linear

CERTIFICATION DATA
UL/cUL Dry Location Listing
LM79 Compliant

ENERGY DATA
>0.9 Power Factor
120V – 277V 50/60 Hz
25°C Ambient Temperature



Refer to installation instructions for mounting details

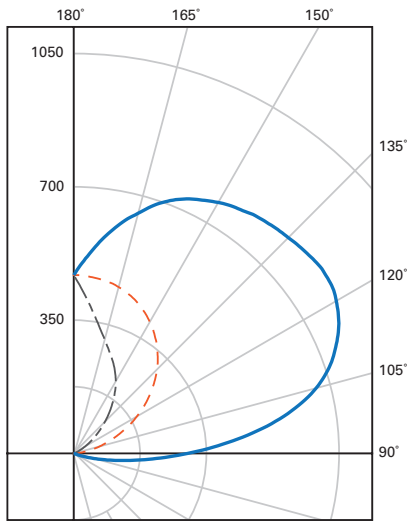
ORDERING INFORMATION

Sample Number: A04-SI-A-2-LED-30K-120-W-AK6-LMC

Series ^(1,2,3)	Size	Lens	Light Level	Lamp	Color Temperature
A02 = Arrowlinear 2' Unit A03 = Arrowlinear 3' Unit A04 = Arrowlinear 4' Unit A06 = Arrowlinear 6' Unit A08 = Arrowlinear 8' Unit A12 = Arrowlinear 12' Unit	Indoor SI = Extra Small - Indoor	A = Acrylic	1 = See Energy & Performance Data Chart	LED = LED	30K = 3000K 35K = 3500K 40K = 4000K
Voltage	Finish	Mounting ⁽⁴⁾	Options		
120 = 120V 277 = 277V UNV = Universal	B = Black Z = Bronze S = Silver W = White C = Custom	RC3 = Rectangular Canopy, 3" Arm / Integral AK6 = 6" Adjustable Knuckle / Integral AK12 = 12" Adjustable Knuckle / Integral AK18 = 18" Adjustable Knuckle / Integral AK24 = 24" Adjustable Knuckle / Integral	B = Battery Pack D = Dimming E = Emergency LMC = Large AK Mounting Canopies (in lieu of standard)		

PHOTOMETRICS

Arrowlinear - Individual - Ceiling



FILE NAME: A02-SI-A-2-LED-35K-1C-120-S-AK6-24

LAMP: 3500K

LUMENS: 1990

INPUT WATTS: 20.5 W

EFFICACY: 97.1 LPW

TEST REPORT: ITL87330-GONIOPHOTOMETRY

Information based on 2 ft. section



ZONAL LUMEN SUMMARY

Zone	Lumens	% Fixture
0- 30	0	0
0- 40	0	0
0- 60	0	0
0- 90	62	3.1
90-120	639	32.1
90-130	952	47.8
90-150	1537	77.2
90-180	1928	96.9
0-180	1990	100

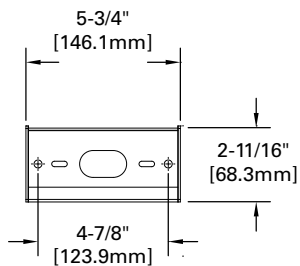
ENERGY & PERFORMANCE DATA

Individual Length	Lumens	Wattage	Length
2ft	1990	20.5	27-3/8" (695mm)
3ft	2985	30.7	39-3/16" (995mm)
4ft	3980	40.5	51" (1295mm)
6ft	5970	60.6	77-7/16" (1967mm)
8ft	7960	82.2	101-1/16" (2567mm)
12ft	11940	121.1	151-3/16" (3839mm)

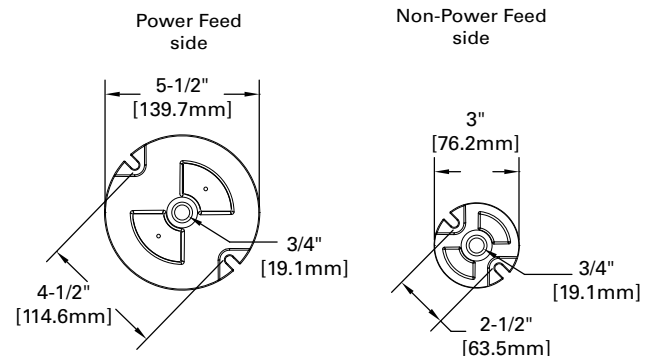
Color Temperature Conversion Factor (per ft)		
CCT	Lumens/ ft	Multiplier
3000K	923	0.927
3500K	995	1.000
4000K	1043	1.048

MOUNTING

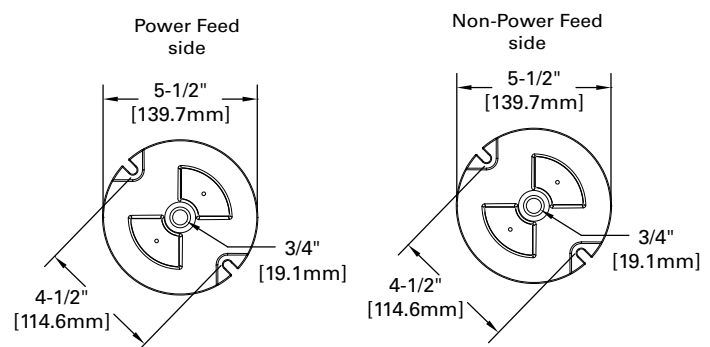
RC3 Mount - Standard rectangular wall mount plate



AK Mount - Standard circular wall mount plate



LMC Mount - Standard circular wall mount plate



1. All options may not be available with all models.
2. 12'-0" fixtures require three mounting points
3. Slide 'N Mount adjustable lockable arms, are standard.
4. For RC3 mount: Use 2"x 4" horizontal j-box (by others) required for mounting.