

DESCRIPTION

The Zuma 1211 is a rugged ADA-compliant recessed mounted step light for use with compact fluorescent lamp sources. The housing is constructed from corrosion-proof injection-molded polycarbonate. Louvered or open face plates are available in injection-molded polycarbonate or die-cast aluminum. All models can be mounted in non-combustible surfaces such as brick, concrete or stone.

Catalog #	Type
Project	
Comments	Date
Prepared by	

SPECIFICATION FEATURES

A ... Material

Recessed mounted housing is constructed from corrosion-proof injection-molded polycarbonate. Housing includes two 1/2" NPS threaded holes for easy through wiring. Face plate is available in corrosion-proof injection-molded polycarbonate or corrosion-resistant die-cast silicone aluminum.

B ... Finish

Die-cast aluminum face plates are double protected by a chromate conversion undercoating and polyester powdercoat paint finish, surpassing the rigorous demands of the outdoor environment. A variety of standard colors are available. Injection-molded polycarbonate face plates are available in black or white.

C ... Reflector

Specular pebblestone aluminum reflector is standard to provide high lumen output and even illumination.

D ... Gasket

Housing and face plate are sealed with a high temperature silicone o-ring gasket to prevent water intrusion.

E ... Lens

Fixtures include polycarbonate lens, factory sealed with high temperature adhesive to prevent water intrusion and breakage due to thermal shock.

F ... Hardware

Stainless steel hardware is standard to provide maximum corrosion-resistance.

G ... Socket

CF9: Ceramic socket with 250° C Teflon® coated lead wires and G23 base.

H ... Electrical

Includes integral 120V ballast.

I ... Lamp

Lam included as standard. F9TT, 9W, CBCP 580, Rated 10,000 hours.

J ... Warranty

Lumiere warrants its fixtures against defects in materials & workmanship for three (3) years. Auxiliary equipment such as transformers, ballasts and LED drivers carry the original manufacturer's warranty.

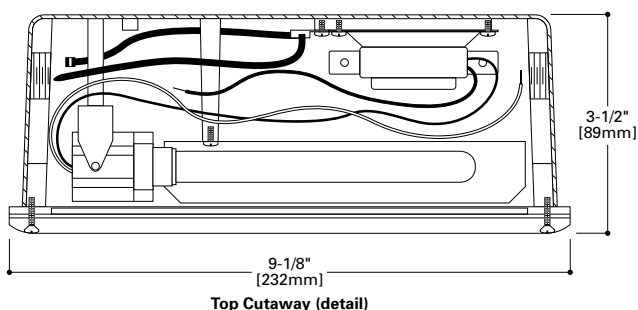
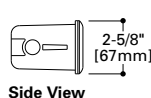
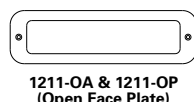
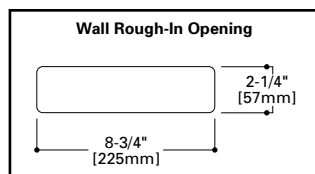


ZUMA
1211-LA
1211-OA
1211-LP
1211-OP

9W (max.)
 Compact Fluorescent
 Line Voltage

Step Light

ADA-COMPLIANT

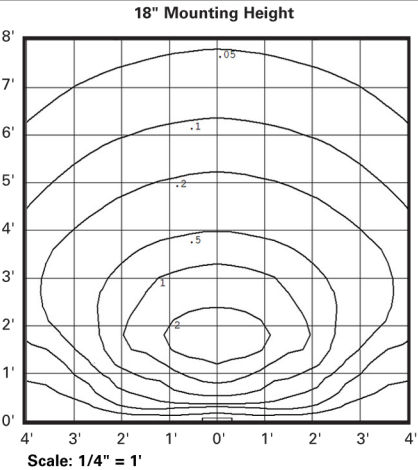


PHOTOMETRIC DATA

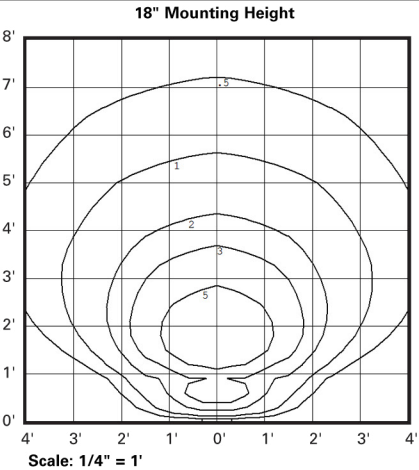
Zuma 1211-LP-CF9 Test No. P127712 Lamp= F9TT Lumens= 580

Zuma 1211-OP-CF9 Test No. P127713 Lamp= F9TT Lumens= 580

ISO Footcandle Plot



ISO Footcandle Plot



LAMP INFORMATION

Lamp	ANSI Code	Watts	Beam Spread	CBCP	°K	Life (hrs.)	Base	Volts
F9TT	---	9	---	580	3500	10,000	G23	120

NOTE: Inferior quality lamps may adversely affect the performance of this product. Use only name brand lamps from reputable lamp manufacturers.

NOTES AND FORMULAS

- Beam diameter is to 50% of maximum footcandles, rounded to the nearest half-foot.
- Footcandle values are initial. Apply appropriate light loss factors where necessary.

ORDERING INFORMATION

Sample Number: 1211-LA-CF9-120-BK

Series 1211 :Polycarbonate Housing, Compact Fluorescent Zuma Step Light		Face Plate LA : Louvered Aluminum Face Place OA : Open Aluminum Face Place LP : Louvered Polycarbonate Face Place ¹ OP : Open Polycarbonate Face Place ¹	Voltage 120 = 120V	Finish <u>Painted</u> BK : Black BZ : Bronze CS : City Silver VE : Verde WT : White <u>Polycarbonate</u> BK : Black WT : White
		Source CF9 : 9W Compact Fluorescent Twin Tube, G23 Base		

- Notes: 1 Black or white finish only.
- * Lamp Included
- * Consult your Cooper Lighting representative for additional options and finishes.