

## DESCRIPTION

The Furl shade is a 3-paneled fabric shade which puts a unique twist on the typical fabric shade. The integrated LED light sources, available in 827, 830, 835 and 840 color choices, evenly illuminate the shade and bottom lens. Stem, canopy and finial finishes are available in many painted options. Shaper's Fabrique Collection is known for its high quality hand-tucked fabrics, heavy gauge steel frame, laminated styrene backing and minimal internal structure. 2 Sizes of shade allow this design to be used in a range of applications. 8 Standard fabrics, as well as the ability to customize, allow a designer to select a look to match any pallet.

## SPECIFICATION FEATURES

### Material/Mounting

Cold-rolled steel frame and aluminum wire body, painted white. Matte white acrylic bottom diffuser with one finial, standard. Optional matte white acrylic top cover.

Single Stem (P1S or P1SAC Single Stem with AC Cable): 5" diameter canopy with a self-aligning swivel. One 1/2" stem with a standard hang height of 36" (OA) for the 30" DIA and 48" (OA) for the 36" DIA, minimum 18" (OA) for the 30" DIA and 20" (OA) for the 36" DIA. Maximum overall hang height for one piece stem assembly is 8' (OA). Supplied with a self-aligning swivel which will accommodate slopes up to 7°.

### Finishes

ALP (Aluminum Paint)  
BM (Bronze Metallic)  
DP (Dark Platinum)  
GRM (Graphite Metallic)  
MB (Matte Black)  
MW (Matte White)  
CC (Custom Color – Specify)

For Custom Color contact factory for quotation.

### Shades

Solid cold-rolled steel construction. Material on heavy translucent white styrene. All shades are "Hand-Tucked" except for vinyl options.

### Fabric

LAT (Linen Alabaster)  
LBS (Linen Biscuit)  
NGS (Nutmeg Shimmer)  
SIW (Silk White)  
SIY (Silk Ivory)

### Shantung Fabric

SWH (Shantung White)  
SEG (Shantung Eggshell)  
SBG (Shantung Beige)

### Vinyl Coated Fabric

ABR (Alabaster)  
NFX (Natural Flax)  
GHY (Golden Honey)

(NOTE: For humid environments such as shower rooms or open lobbies, Vinyl Coated Fabrics are recommended)

### LED

L5:4000 nominal lumens at max 37w  
L9:6000 nominal lumens at max 72w

### Driver

Long-life LED system coupled with electrical driver to deliver optimal performance. Electronic drivers are available for 120-277V applications. A 0-10V dimming control is available (Standard) on all models.

### Compliance

All Fabrique Collection products are UL and cUL approved for interior damp locations. Fabrique Collection products are, made in the North America and Eaton certifies that its products satisfy the requirements of ARRA Section 1605 of the American Recovery and Reinvestment Act. All LED components in the Fabrique Collection are RoHS compliant and drivers conform to appropriate FCC regulations. Fabrique Collection Sconces meet ADA regulations.



## 140 SERIES

### Diameter: 30"

- Lumen Output Source Lumens: L5:4000 nominal lumens
- Wattage: 40W
- Color Rendering: CRI 83+
- Correlated Color Temperature: 4000K, 3500K, 3000K, 2700K
- Rated Life of Lamp (hrs): 50,000
- Dimming: 0-10V

### Diameter: 36"

- Lumen Output Source Lumens: L9:8000 nominal lumens
- Wattage: 72W
- Color Rendering: CRI 83+
- Correlated Color Temperature: 4000K, 3500K, 3000K, 2700K
- Rated Life of Lamp (hrs): 50,000
- Dimming: 0-10V

## ORDERING INFORMATION (SELECT FIXTURE AND FABRIC KIT TO COMPLETE SPECIFICATION)

Fixture Number: 140-30-P1S-L5/827-MW-36

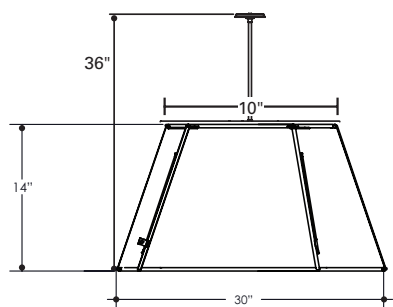
Series	Size	Mounting Type	LED Lamp		LED Voltage	Finish		Options	OA
160 = Furl Pendant <sup>1</sup>	30= 30" 36= 36"	P1S=Single Stem P1SAC=Single Stem with Aircraft Cable	30"	36"	UNV (120-277V)	MW=Matte White MB=Matte Black BM=Bronze Metallic DP= Dark Platinum	ALP=Aluminum Paint GRM=Graphite Metallic CC=Custom Color - Specify	SCA= Sloped Ceiling Adapter <sup>2</sup> TC=Matte Acrylic Top Cover	36= 36" OA <sup>3</sup> 48= 48" OA <sup>4</sup> or Specify
			L5/827	L9/827					
			L5/830	L9/830					
			L5/835	L9/835					
			L5/840	L9/840					

Notes: <sup>1</sup> Fabric Kit is not included. Please specify Fabric Kit (below) to complete specification. <sup>2</sup> Specify up to 45°. <sup>3</sup> Stationary for 30" Fixture. <sup>4</sup> Stationary for 36" Fixture.

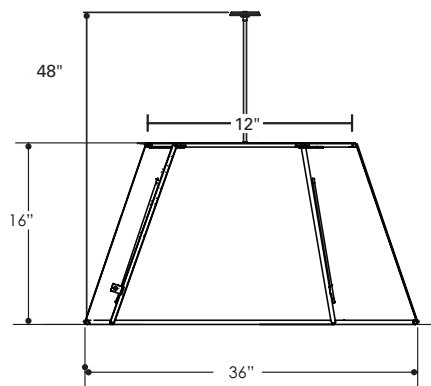
Shade Number: 140-30-SHD-SIW

Series	Size	SHD	Finish		
140 = Furl Pendant	30= 30" 36= 36"		Material SIW (Silk White) SIY (Silk Ivory) SWH (Shantung White) SEG (Shantung Eggshell) SBG (Shantung Beige)	Material LAT (Linen Alabaster) LBS (Linen Biscuit) NGS (Nutmeg Shimmer)	Vinyl Coated Fabric ABR (Alabaster Vinyl) NFX (Natural Flax Vinyl) GHY (Golden Honey Vinyl)

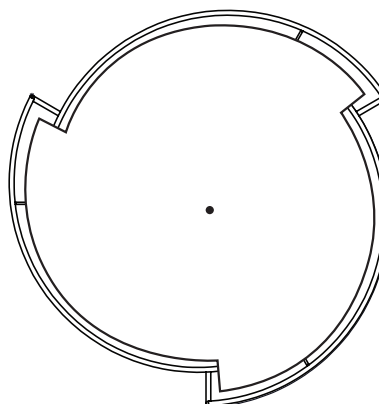
## DIMENSIONS



**140-30-P1S  
(SINGLE STEM)**

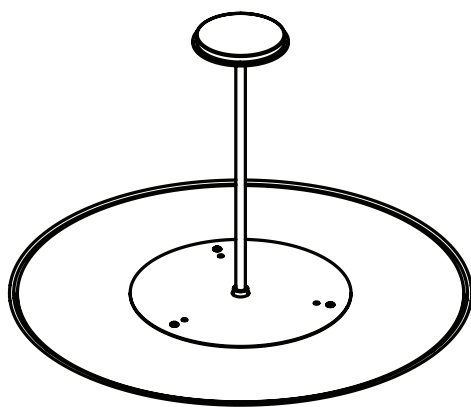


**140-36-P1S  
(SINGLE STEM)**

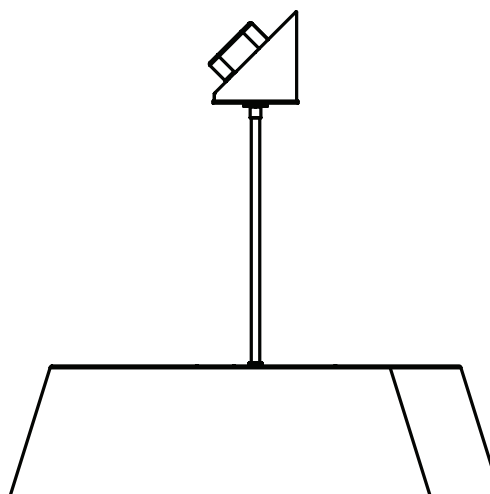


**Reflector Plain View**

## DIMENSIONS



**140-P - TOP COVER (TC)**



**140-P - SLOPED CEILING  
ADAPTOR (SCA)**