

QUICKSHIP

SHAPER'S QUICK SHIP PROGRAM

Shaper is pleased to offer a comprehensive QUICKSHIP program that consists of our most popular fixtures. This five day program* has been expanded to include many fixture styles and fixture categories and features a wide selection of lamp options. In addition, we are offering a variety of them in our most popular finishes. Ordering is easy; just specify one of the QUICKSHIP catalog numbers featured below and your order will ship in five days.* All fluorescent fixtures are available in 277V. Substitute 277V for 120V in the catalog number. INC available in 120V only. Pendants will be provided with their standard listed Overall Hang Height (OA).

SHAPER QUICKSHIP PROGRAM-TERMS AND CONDITIONS

QUICKSHIP orders will ship within five days of receipt of an order. All fixtures must have a "Q" at the beginning of the catalog number. Completed orders must be received by 10:00 AM PST to qualify for the five day lead time. The maximum quantity of fixtures allowed per type is twenty per order. All orders are shipped FOB our factory and standard freight terms apply, (Next day or second day air shipments are available at additional cost). Cancellations or changes will not be accepted.

INTERIOR WALL




Q600-24-W or Q600-36-W
Q600-24-W-T5/2/14-120V
Q600-36-W-T5/2/21-120V
Finish: NA, MW, ALP




Q604-24-W or Q604-36-W
Q604-24-W-T5/2/14-120V
Q604-36-W-T5/2/21-120V
Finish: MW, ALP




Q605-25-W or Q605-30-W or Q605-37-W or Q605-49-W
Q605-25-W-T5/2/14-120V
Q605-30-W-CFL/2/40-120V
Q605-37-W-T5/2/21-120V
Q605-49-W-T5/2/28-120V
Finish: MW, NA, ALP



Q635-14-W or Q635-18-W
Q635-14-W-CFL/2/13-120V
Q635-14-W-CFL/2/26-120V
Q635-14-W-INC/1/60-120V
Q635-18-W-CFL/1/27-120V
Finish: NA, MW, ALP




Q635-14-W-PSH
Q635-14-W-CFL/2/13-120V -PSH
Q635-14-W-CFL/2/26-120V -PSH
Finish: NA, MW, ALP




Q642/4-W
Q642/4-W-CFL/1/13-120V
Q642/4-W-CFL/1/26-120V
Finish: MW, ALP



Q643/4-18-W-RBT
Q643/4-18-W-RBT-CFL/2/13-120V
Finish: MW, ALP




Q648-W
Q648-W-CFL/2/13-120V
Q648-W-CFL/2/26-120V
Finish: MW, ALP



Q642A-14-W-TR
Q642A-14-W-CFL/2/13-120V-TR
Finish: MW, ALP



Q693/4-W
Q693/4-W-T5C/1/22-120V
Q693/4-W-T5C/1/40-120V
Finish: MW, ALP



Q673-12-W or Q673-16-W or Q673-25-W
Q673-12-W-CFL/2/18-120V
Q673-16-W-CFL/2/27-120V
Q673-25-W-T5/2/14-120V
Finish: NA, MW, ALP



Q661-9-W or Q661-16-W
Q661-9-W-CFL/1/26 or 32-120V
Q661-16-W-CFL/1/27-120V
Q661-9-W-INC/1/60-120V
Finish: NA, MW, ALP



Q662-12-W or Q662-16-W
Q662-12-W-CFL/2/13-120V
Q662-16-W-CFL/2/27-120V
Q662-12-W-INC/2/60-120V
Q662-16-W-INC/2/60-120V
Finish: SAL, MW, NA, ALP



Q662-12-W-PSH or Q662-16-W-PSH
Q662-12-W-CFL/2/13-120V-PSH
Q662-12-W-CFL/2/26-120V-PSH
Q662-12-W-INC/2/60-120V-PSH
Q662-16-W-INC/2/60-120V-PSH
Finish: NA, MW, ALP

SURFACE



Q210D-18-S

Q210-18-S-CFL/3/13-CFL/1/13-120V
Finish: NA,MW,ALP



Q213-S

Q213-S-CFL/1/26,32 or 42-120V
Finish: NA,MW,ALP



Q248EL-20-S

Q248EL-20-S-CFL/2/26-120V
Q248EL-20-S-CFL/4/27-120V
Finish: NA,MW,ALP



Q226-S

Q226-S-CFL/2/13-120V
Q226-S-CFL/2/26-120V
Finish: NA,MW,ALP



Q293-16-S

Q293-16-S-T5C/1/40-120V
Finish: MW,ALP

EXTERIOR



Q260A-S

Q260A-S-CFL/1/18-120V
Q260A-S-CFL/1/26-120V
Q260A-S-INC/1/75-120V
Finish: NA,MW,ALP




Q260-S

Q260-S-CFL/1/18-120V
Q260-S-CFL/1/26-120V
Q260-S-INC/1/100-120V
Finish: NA,MW,ALP



Q673-WP-12 or Q673-WP-16

Q673-WP-12-CFL/2/26-120V
Q673-WP-16-CFL/2/27-120V
Finish: WH, BK, ALP



Q682-WP-11

Q682-WP-11-CFL/2/26,32 or 42-120V
Q682-WP-11-INC/1/100-120V
Finish: NBZ, ALP

PENDANT



OA:32

Q494-34-P1SAC

Q494-34-P1SAC-CFL/4/26 or 32-120V Q404-28-P1SAC-CFL/4/26 or 32-120V
Q494-34-P1SAC-CFL/3/100-120V Q404-28-P1SAC-INC/3/75-120V
Finish: MW,ALP Finish: MW,ALP



OA:24

Q404-28-P1SAC



OA:32

Q449DB-36-P1S

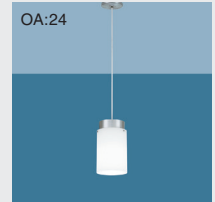
Q449DB-36-P1S-CFL/4/27-120V
Q449DB-36-P1S-CFL/6/39-120V
Finish: MW,ALP



OA:24

Q461-PWSJ

Q461-PWSJ-CFL/1/18 OR 26-120V
Q461-PWSJ-INC/1/100-120V
Finish: NA,MW,ALP



OA:24

Q461A-PWSJ

Q461A-PWSJ-CFL/1/18 or 26-120V
Q461A-PWSJ-INC/1/75-120V
Finish: NA,MW,ALP

RECESSED PENDANT



Q494-RP

Q494-RP-CFL/2/26,32 or 42-120V
Finish: MW,ALP



Q499-RP

Q499-RP-CFL/2/26,32 or 42-120V
Finish: MW,NA,ALP