

DESCRIPTION

674 Luminous Wall Sconce features horizontal trim bars with a vertical fin detail and is ADA compliant. Design options, such as perforated metal, colored acrylic, and different trim bar configurations are available.

Catalog #		Type
Project		
Comments		Date
Prepared by		

SPECIFICATION FEATURES**Material**

Painted solid aluminum with a matte white acrylic diffuser with a regressed aluminum perf shield. Wet location lamp and ballast housing with 1/8" clear acrylic diffuser.

Finish

Premium TGIC polyester powder coat paint, 2.5 mil nominal thickness for superior protection against fade and wear.
 Standard: Aluminum Paint (ALP).
 Premium: Black Paint (BK), Bronze Metallic Paint (BM), Dark Platinum Paint (DP), Gold Metallic Paint (GM), Graphite Metallic Paint (GRM), Grey Paint (GY), White Paint or Custom Color (CC).

Optics

Refer to www.shaperlighting.com for complete photometrics.

Ballast

Integral electronic HPF multi-volt 120/277V (347V Canada), thermally protected with end-of-life circuitry to accommodate the specified lamp wattage.

Lamp/Socket

31": Two (2) 14W T5 linear miniature bi-pin fluorescent lamps.
 43": Two (2) 21W T5 linear miniature bi-pin fluorescent lamps.
 55": Two (2) 28W T5 linear miniature bi-pin fluorescent lamps.
 Fluorescent socket injection molded plastic. Lamps furnished by others.

LED

31" L3:2000 nominal lumens at max 19W
 43" L4:3000 nominal lumens at max 28W
 55" L5:4000 nominal lumens at max 37W

Long-life LED system coupled with electrical driver to deliver optimal performance. Electronic drivers are available for 120-277 applications. A 0-10V dimming control is available (Standard) on all models.

Installation

Supplied with a mounting back for a standard 4" J-box or stucco ring.

Options


Modified Length - Contact factory,
 Alternative Trim Bars or Perf
 Accent Design - Contact factory,
 Green Glass Acrylic (GGA).

Labels

U.L. and C.U.L. listed for wet location. ADA compliant.

Modifications

Shaper's skilled craftspeople with their depth of experience offer the designer the flexibility to modify standard exterior wall luminaires for project specific solutions. Contact the factory regarding scale options, unique finishes, mounting, additional materials/colors, or decorative detailing.

**674-WP SERIES**

Exterior Wall Luminaire
 Luminous Sconce



Shaper Lighting certifies that its products satisfy the requirements of Section 1605 of the American Recovery and Reinvestment Act (also known as the ARRA Buy American provision).

**AMERICAN DISABILITIES ACT (ADA)**

Shaper offers a large selection of ADA interior and exterior wall luminaires. ADA requires all fixtures below 68" to have a maximum projection of 4".

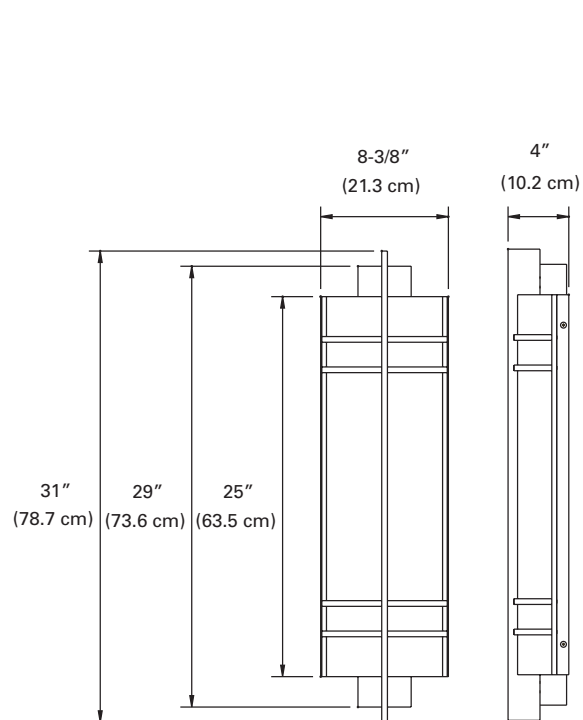
ORDERING INFORMATION

Sample Number: 674-55-WP-T5/2/28-277V-ALP

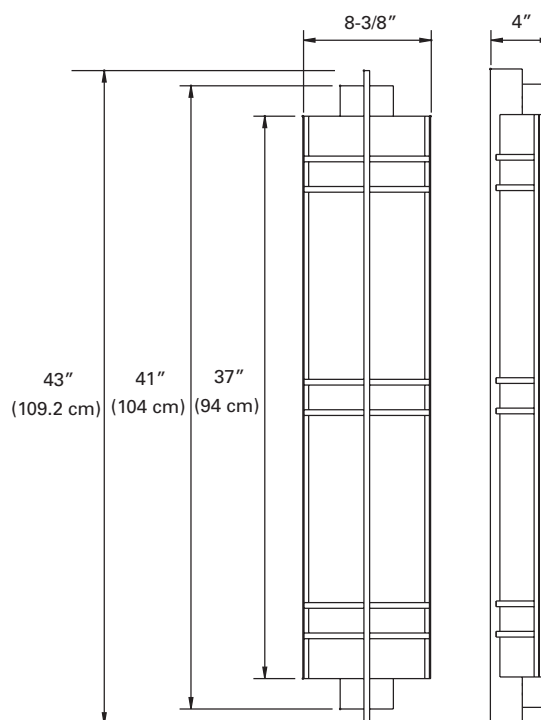
Series	Size	MountingType	Lamp	Voltage	Finish ⁴	Options
674 = Luminous Wall Sconce	31" 43" 55"	WP = Exterior Wall	T5/2/14 ¹	120V	<u>Standard</u>	GGA = Green Glass Acrylic
			T5/2/21 ²	277V	ALP = Aluminum Paint	
			T5/2/28 ³	347V ⁵	<u>Premium</u>	
			LED		BK = Black	
			L3/827 ¹		BM = Bronze Metallic Paint	
			L4/827 ²		CC = Custom Color	
			L5/827 ³		DP = Dark Platinum Paint	
			L3/830 ¹		GM = Gold Metallic Paint	
			L4/830 ²		GRM = Graphite Metallic Paint	
			L5/830 ³		GY = Grey	
			L3/835 ¹		WH = White	
			L4/835 ²			
			L5/835 ³			
			L3/840 ¹			
			L4/840 ²			
			L5/840 ³			

¹ Available in 31".² Available in 43".³ Available in 55".⁴ Premium TGIC polyester powder coat paint, 2.5 mil nominal thickness for superior protection against fade and wear.⁵ For T5 lamping only

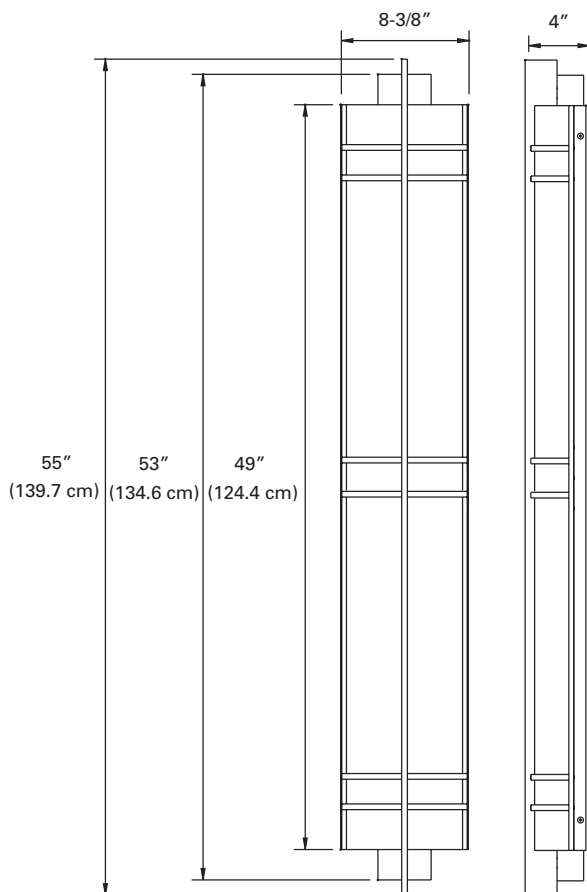
MOUNTING TYPE



674-31-WP STANDARD



674-43-WP STANDARD



674-55-WP STANDARD

